



STATISTICAL BULLETIN 2018

Department of Tourism | Government of Odisha



ODISHA
INDIA'S BEST KEPT SECRET.



Source of Data

The Statistics contained in the publication are compiled on the basis of data collected from Tourist Offices, Airlines Office at Bhubaneswar and Hotels across the State.



The Statistical Bulletin- 2018 provides an overview of foreign and domestic tourist traffic to Odisha. The report is compiled on the basis of available tourist data collected from various sources. The data have been analyzed on the basis of season of arrival, mode of transport, country-wise & state-wise break-up of tourists, tourist arrival to the State etc. An analysis of hotel position in Odisha along with hotel room & bed capacity has been provided. An estimate of earnings through tourism and employment generated thereof have also been given. Important aspects of the report are summarized in the chapter “HIGHLIGHTS”.

I hope this will be an indicative resource manual for research students, scholars, academicians, planners and others interested in Travel and Tourism Industry.

A handwritten signature in black ink, appearing to read 'Nirmal'.

Shri Nirmal Chandra Mishra, IAS
Director Tourism, Govt. of Odisha

Odishaah!

{ Pattachitra Art, Raghurajpur }

17 major arts and crafts forms. 1,000 temples. 15 museums.
11 beaches. 15 waterfalls. 8 lakes. 19 sanctuaries. 24 islands...
there's a surprise at every corner.



CONTENTS

SL.No.	SUBJECT	PAGE No.
1	Highlights	7
2	Tourist Visits in Odisha	
	A. Tourist Visits (Domestic & Foreign)	8
	B. Foreign Tourist Visits in Odisha	9
	C. Domestic Tourist Visits in Odisha	9
	D. Month wise Tourist Visits in Odisha	10
3	Tourist Visits in Odisha during Ten Years (Shown in Graphically)	
	A. Calendar Year wise	10
	B. Financial Year wise	12
4	Domestic Tourist visits in Odisha (Calendar year/Financial year)	13
5	World-India-Odisha Tourist Arrival	15
6	Country wise Break-up of Foreign Tourists visiting the State	16
7	State wise Break-up of Domestic Tourists visiting the State	20
8	Tourists Arrival by Air	22
9	Hotel Statistics	
	A. District wise Hotel position	24
	B. Place wise Hotel position	25
	C. Year wise Hotel position	31
10	List of Star Hotels in Odisha	32
11	District wise places and category wise Hotels in Odisha	34
12	Inflow of Money through Tourist Spending (Expenditure) in Odisha	40
13	Identified Tourist Centers in Odisha	44
14	Accommodation Units operated by Tourism Department & tariff thereof	46
15	Accommodation Units operated by OTDC	47
16	Tariff of OTDC Accommodation Units	48
17	How to Book Panthanivas	51
18	Average Percentage of Hotel Occupancy	52
19	Address of Govt.of Odisha Tourist Offices	53
20	Highlights of Tourist Profile Survey of 2018-19	56
21	List of Excursion Agencies Recognised by the Tourism Dept.	58
22	Year wise Plan Outlay & Expenditure	68
23	Tourists visit to the Identified Tourist Centers of Odisha	69



Odishaah!

{ Ratnagiri Monastery }

15 Buddhist sites. 6 Jain sites. 1,000 temples. 15 museums.
11 beaches. 15 waterfalls. 8 lakes. 19 sanctuaries. 24 islands...
there's a surprise at every corner.



ODISHA
INDIA'S BEST KEPT SECRET.

HIGHLIGHTS

A. Tourist Visits during 2018

Domestic	Foreign	Total	% Change
1,52,08,540	1,10,818	1,53,19,358	8.56%

B. Seasonal Pattern of Tourist visits during 2018

Peak Season	Domestic	Foreign	Total
(January-March and October-December)	91,14,290	69,304	91,83,594
Lean Season			
(April- September)	60,94,250	41,514	61,35,764
Total	1,52,08,540	1,10,818	1,53,19,358

C. Mode of Arrival of Tourist during 2018

Mode	Domestic	Foreign	Total
Air	18,16,490	30,433	18,46,923

D. Tourist Generating Areas during 2018

Foreign : Maximum from China

Domestic: Maximum from West Bengal

E. Monthly Tourist inflow during 2018

	Maximum	Minimum
Domestic	December : 22,18,748	September : 9,25,019
Foreign	December : 18,086	June : 5,100

F. Foreign Tourist Arrival during 2018(Odisha vis-a-vis India)

India	Odisha	Share
1,05,57,929 (P)	1,10,818	1.05%



G. Hotel Position in Odisha at the end of 2018

Category of Hotels	No. of Hotels	No. of Rooms	No. of Beds
High Spending Group (HSG)	295	10978	22971
Middle Spending Group (MSG)	462	9752	19963
Low Spending Group (LSG)	1149	19187	37044
Total	1906	39917	79978

H. Inflow of Money through Tourist Spending (Expenditure) in Odisha during 2018 (Rs. in Crore)

Domestic	Foreign	Total
15142.00	461.90	15603.90

TOURIST VISITS IN ODISHA

A. Tourist Visits (Domestic & Foreign)

	2016	2017	2018
(a) Visits during the whole year	1,29,19,260	1,41,11,243	1,53,19,358
* Increase/decrease	10,66,172	11,91,983	12,08,115
* Change in Percentage	9.00%	9.23%	8.56%
(b) Visits during January-June	60,99,427	66,16,190	71,39,757
* Increase/decrease	4,99,828	5,16,763	5,23,567
* Change in percentage	8.93%	8.47%	7.91%
(c) Visits during July-December	68,19,833	74,95,053	81,79,601
* Increase/decrease	5,66,344	6,75,220	6,84,548
* Change in percentage	9.06%	9.90%	9.13 %
(d) Visits during January-March & October-December (Peak Period)	77,72,930	84,86,403	91,83,594
* Increase/decrease	6,43,967	7,13,473	6,97,191
* Change in percentage	9.03 %	9.18 %	8.22 %
(e) Visits during April-September (Lean Period)	51,46,330	56,24,840	61,35,764
* Increase/decrease	4,22,205	4,78,510	5,10,924
* Change in percentage	8.94 %	9.30 %	9.08 %

B. Foreign Tourist Visits in Odisha

	2016	2017	2018
(a) Visits during the whole year.	76,361	1,00,014	1,10,818
* Increase/decrease	9,930	23,653	10,804
* Change in percentage	14.02 %	30.98 %	10.80 %
(b) Visits during January-June	36,937	39,352	43,440
* Increase/decrease	929	2,415	4,088
* Change in percentage	2.58 %	6.54 %	10.39 %
(c) Visits during July-December	39,424	60,662	67,378
* Increase/decrease	8,461	21,238	6,716
* Change in percentage	27.33 %	53.87 %	11.07 %
(d) Visits during January-March & October-December (Peak Period)	46,238	61,455	69,304
* Increase/decrease	6,898	15,217	7,849
* Change in percentage	17.53 %	32.91 %	12.77%
(e) Visits during April-September (Lean Period)	30,123	38,559	41,514
* Increase/decrease	2,492	8,436	2,955
* Change in percentage	9.02 %	28 %	7.66%

C. Domestic Tourist Visits in Odisha

	2016	2017	2018
(a) Visits during the whole year	1,28,42,899	1,40,11,229	1,52,08,540
* Increase/decrease	10,56,782	11,68,330	11,97,311
* Change in percentage	8.97 %	9.10 %	8.55 %
(b) Visits during January-June	60,62,490	65,76,838	70,96,317
* Increase/decrease	4,98,899	5,14,348	5,19,479
* Change in percentage	8.97 %	8.48 %	7.90 %
(c) Visits during July-December	67,80,409	74,34,391	81,12,222
* Increase/decrease	5,57,883	6,53,982	6,77,831
* Change in percentage	8.96 %	9.65 %	9.12 %
(d) Visits during January-March & October-December (Peak Period)	77,26,692	84,24,948	91,14,290
* Increase/decrease	6,37,069	6,98,256	6,89,342
* Change in percentage	8.98 %	9.04 %	8.18 %
(e) Visits during April-September (Lean Period)	51,16,207	55,86,281	60,94,250
* Increase/decrease	4,19,713	4,70,074	5,07,969
* Change in percentage	8.94 %	9.19 %	9.09 %



D. Tourist Visits in Odisha during 2018 (Month wise)

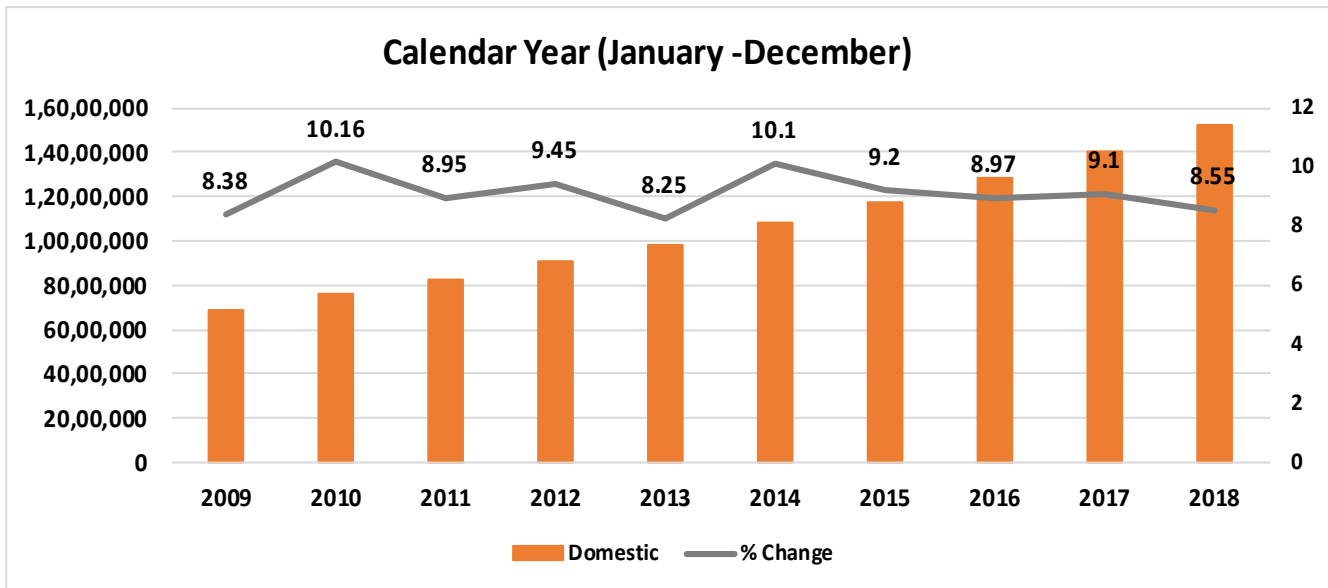
Month	Number of Tourists			Proportion to Total (in %)	
	Domestic	Foreign	Total	Domestic	Foreign
January	17,10,393	10,368	17,20,761	11.25	9.35
February	11,04,373	8,869	11,13,242	7.26	8.00
March	10,59,260	7,964	10,67,224	6.97	7.19
April	10,14,806	5,683	10,20,489	6.67	5.13
May	11,63,243	5,456	11,68,699	7.65	4.92
June	10,44,242	5,100	10,49,342	6.87	4.60
July	10,03,814	9,874	10,13,688	6.60	8.91
August	9,43,126	8,446	9,51,572	6.20	7.62
September	9,25,019	6,955	9,31,974	6.08	6.28
October	14,07,482	9,181	14,16,663	9.25	8.28
November	16,14,034	14,836	16,28,870	10.61	13.39
December	22,18,748	18,086	22,36,834	14.59	16.32
Total	1,52,08,540	1,10,818	1,53,19,358	100	100

TOURIST VISITS IN ODISHA

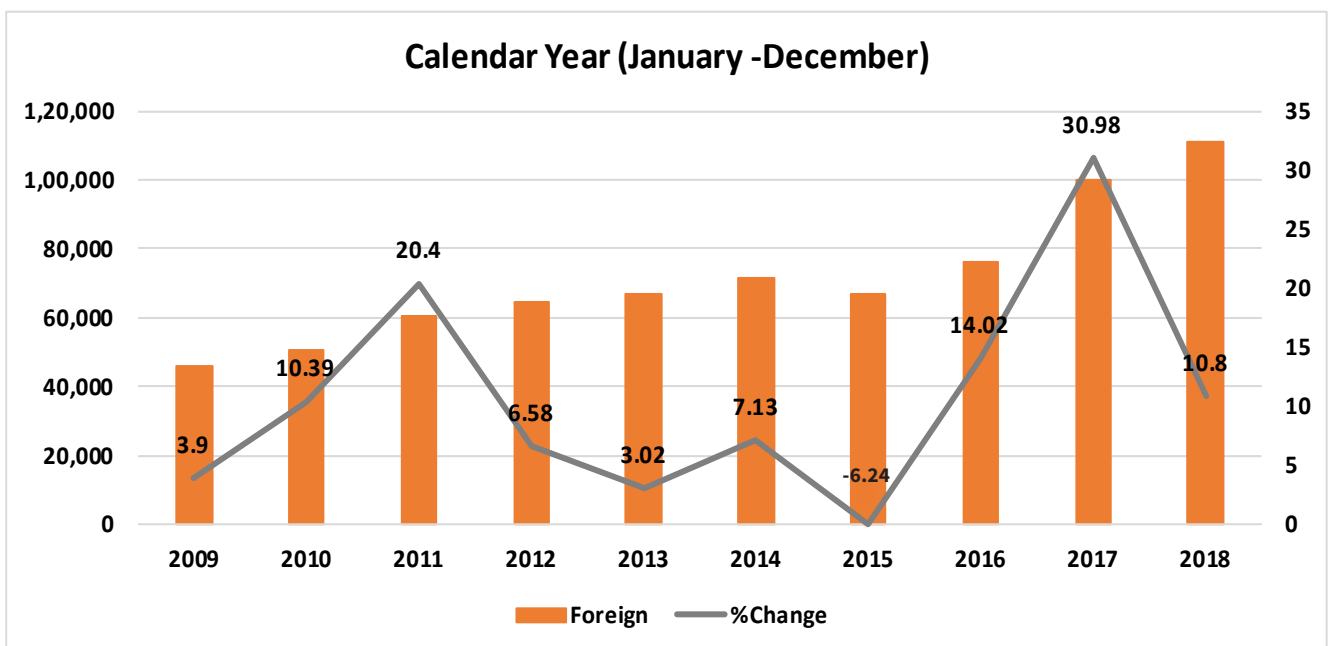
Calendar Year (January -December)

Year	Domestic	% Change	Foreign	%Change	Total	% Change
2009	68,91,510	8.38	45,684	3.9	69,37,194	8.35
2010	75,91,615	10.16	50,432	10.39	76,42,047	10.16
2011	82,71,257	8.95	60,722	20.4	83,31,979	9.03
2012	90,53,086	9.45	64,719	6.58	91,17,805	9.43
2013	98,00,135	8.25	66,675	3.02	98,66,810	8.21
2014	1,07,90,622	10.1	71,426	7.13	1,08,62,048	10.08
2015	1,17,86,117	9.2	66,971	(-) 6.24	1,18,53,088	9.12
2016	1,28,42,899	8.97	76,361	14.02	1,29,19,260	9.00
2017	1,40,11,229	9.10	1,00,014	30.98	1,41,11,243	9.23
2018	1,52,08,540	8.55	1,10,818	10.80	1,53,19,358	8.56

DOMESTIC TOURIST VISITS IN ODISHA



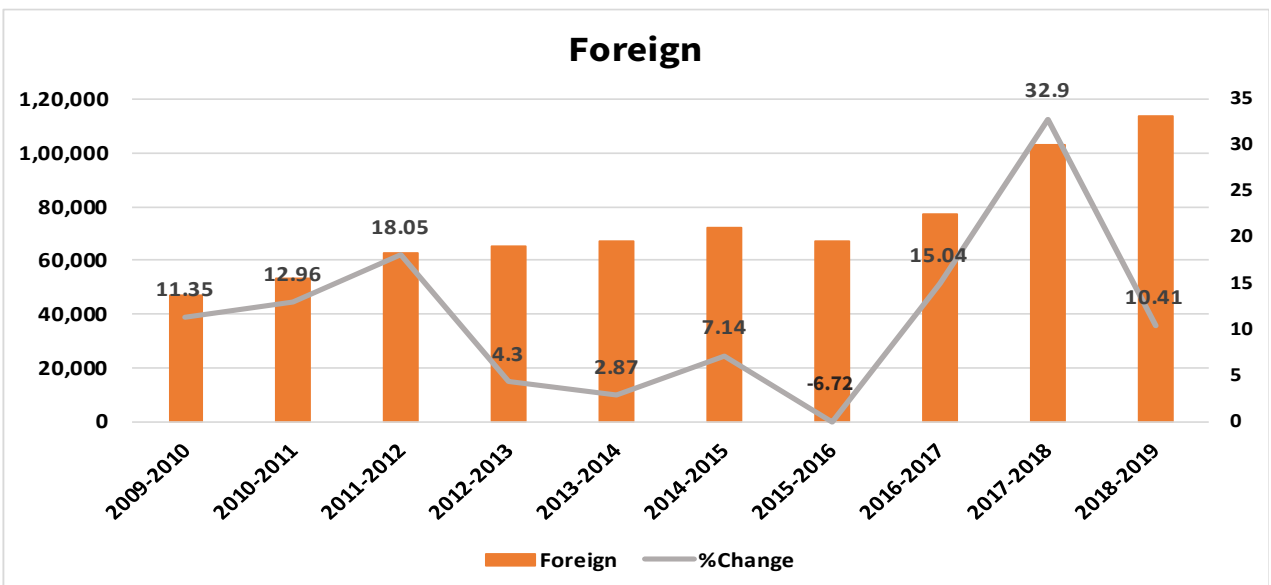
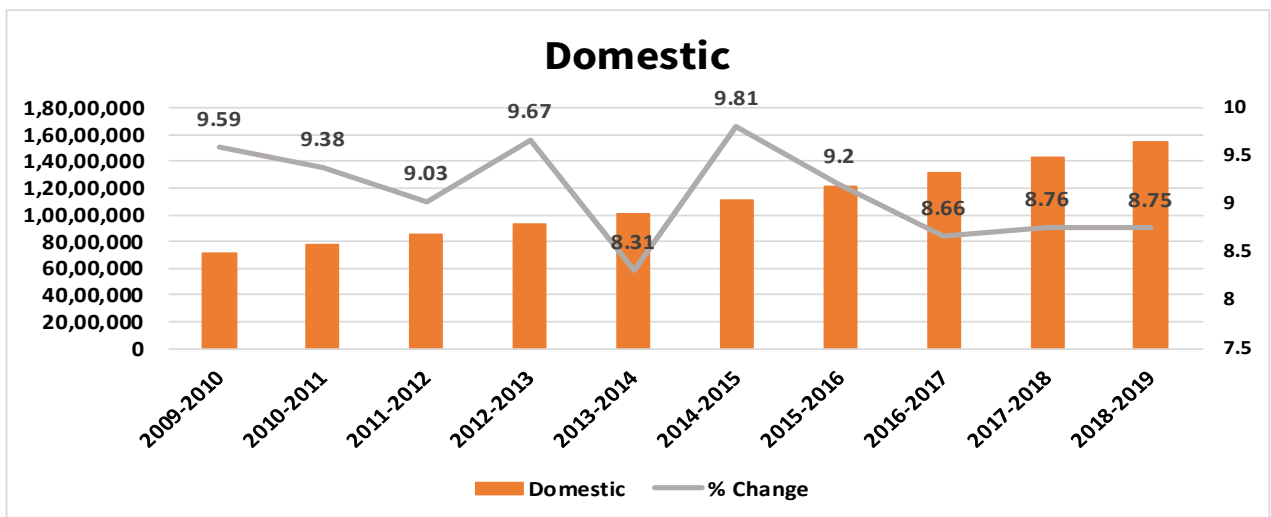
FOREIGN TOURIST VISITS IN ODISHA





Financial Year (April-March)

Year	Domestic	% Change	Foreign	%Change	Total	% Change
2009-2010	71,04,079	9.59	47,105	11.35	71,51,184	9.6
2010-2011	77,70,741	9.38	53,212	12.96	78,23,953	9.4
2011-2012	84,72,208	9.03	62,816	18.05	85,35,024	9.09
2012-2013	92,91,734	9.67	65,522	4.3	93,57,256	9.63
2013-2014	1,00,64,072	8.31	67,400	2.87	1,01,31,472	8.27
2014-2015	1,10,51,351	9.81	72,215	7.14	1,11,23,566	9.79
2015-2016	1,20,67,695	9.20	67,364	(-) 6.72	1,21,35,059	9.09
2016-2017	1,31,12,728	8.66	77,496	15.04	1,31,90,224	8.69
2017-2018	1,42,61,546	8.76	1,02,995	32.90	1,43,64,541	8.90
2018-2019	1,55,09,529	8.75	1,13,721	10.41	1,56,23,250	8.76



DOMESTIC TOURIST VISITS IN ODISHA

Calendar Year (January - December)

Year	Tourists of Odisha	Tourists of other States / UTs in India	Total
2009	41,39,456	27,52,054	68,91,510
2010	45,62,742	30,28,873	75,91,615
2011	46,57,402	36,13,855	82,71,257
2012	54,37,254	36,15,832	90,53,086
2013	58,81,714	39,18,421	98,00,135
2014	64,74,077	43,16,545	1,07,90,622
2015	70,71,367	47,14,750	1,17,86,117
2016	77,05,425	51,37,474	1,28,42,899
2017	84,06,401	56,04,828	1,40,11,229
2018	91,24,818	60,83,722	1,52,08,540

Financial Year (April- March)

Year	Tourists of Odisha	Tourists of other States / UTs in India	Total
2014-15	66,30,499	44,20,852	1,10,51,351
2015-16	72,40,304	48,27,391	1,20,67,695
2016-17	78,67,321	52,45,407	1,31,12,728
2017-18	85,56,603	57,04,943	1,42,61,546
2018-19	93,05,282	62,04,247	1,55,09,529

Dhuli Shanti Stupa



Pattachitra Arts Handmade Crafts



WORLD - INDIA - ODISHA - TOURIST ARRIVAL

A. WORLD- INDIA – ODISHA (In million)

YEAR	WORLD	INDIA	ODISHA
2014	1137.0	13.11	0.07
2015	1195.0	13.28	0.07
2016	1239.0	14.57	0.07
2017	1323.0	15.54	0.10
2018	1401.0	17.42	0.11

B. INDIA' S SHARE IN WORLD TOURIST ARRIVAL

YEAR	WORLD (in Million)	INDIA (in Million)	SHARE
2014	1137.0	13.11	1.15
2015	1195.0	13.28	1.11
2016	1239.0	14.57	1.18
2017	1323.0	15.54	1.17
2018	1401.0	17.42	1.24

C. ODISHA' S SHARE IN NATIONAL TOURIST ARRIVAL

YEAR	INDIA (in Nos.)	ODISHA (in Nos.)	SHARE
2009	51,67,699	45,684	0.89
2010	57,75,692	50,432	0.87
2011	63,09,222	60,722	0.96
2012	65,77,745	64,719	0.97
2013	69,67,601	66,675	0.96
2014	76,79,099	71,426	0.93
2015	80,27,133	66,971	0.83
2016	88,04,411	76,361	0.87
2017	1,00,35,803	1,00,014	0.99
2018	1,05,57,929(P)	1,10,818	1.05



COUNTRY WISE BREAK- UP OF FOREIGN TOURISTS VISITING THE STATE

China and Japan were the major tourist generating markets for Odisha during the year 2018 with 10531 and 10161 tourists respectively. Out of the total tourist arrival of 1,10,818 followed by U.K. – 9652, U.S.A.- 8747, Netharlands-5957, Malayasia-5828, France- 5382, Italy – 5052, Germany- 4588 and Bangladesh 3834 .The number of foreign tourist arrival from different countries during last 3 years is given below in the following table.

Sl. No.	Name of the Country/ Region	No. of Tourists during the Year		
		2016	2017	2018
1	2	3	4	5
North America				
1	Canada	1581	1849	2782
2	U.S.A	9234	8876	8747
3	Others	395	656	535
	Total	11,210	11,381	12,064
Central and South America				
1	Argentina	294	484	536
2	Brazil	351	460	484
3	Mexico	165	316	327
4	Others	445	583	461
	Total	1,255	1,843	1,808
Australia				
1	Australia	2675	3174	3636
2	New Zealand	457	977	982
3	Others	94	87	107
	Total	3,226	4,238	4,725
Western Europe				
1	Austria	594	660	686
2	Belgium	1128	1255	1390
3	Denmark	739	823	843
4	Finland	935	1039	1078
5	France	4786	5496	5382

Sl. No.	Name of the Country/ Region	No. of Tourists during the Year		
		2016	2017	2018
1	2	3	4	5
6	Germany	4667	5323	4588
7	Ireland	489	541	498
8	Italy	4058	4536	5052
9	Netherlands	2871	4720	5957
10	Spain	1520	1737	2370
11	Norway	688	765	805
12	Sweden	768	854	914
13	Switzerland	1467	2089	1592
14	U.K.	8607	8761	9652
15	Greece	165	184	204
16	Portugal	198	222	223
17	Others	296	479	492
	Total	33,976	39,484	41,726
Eastern Europe				
1	Czechoslovakia	278	292	148
2	Poland	264	297	178
3	C.I.S.	2134	3321	3368
4	Hungary	197	287	285
5	Others	429	484	418
	Total	3,302	4,681	4,397
West Asia				
1	Bahrain	82	86	95
2	Israel	510	985	948
3	Turkey	173	258	268
4	Others	516	989	1448
	Total	1,281	2,318	2,759
South Asia				
1	Iran	82	49	155
2	Pakistan	06	13	190
3	Bangladesh	1896	3005	3834

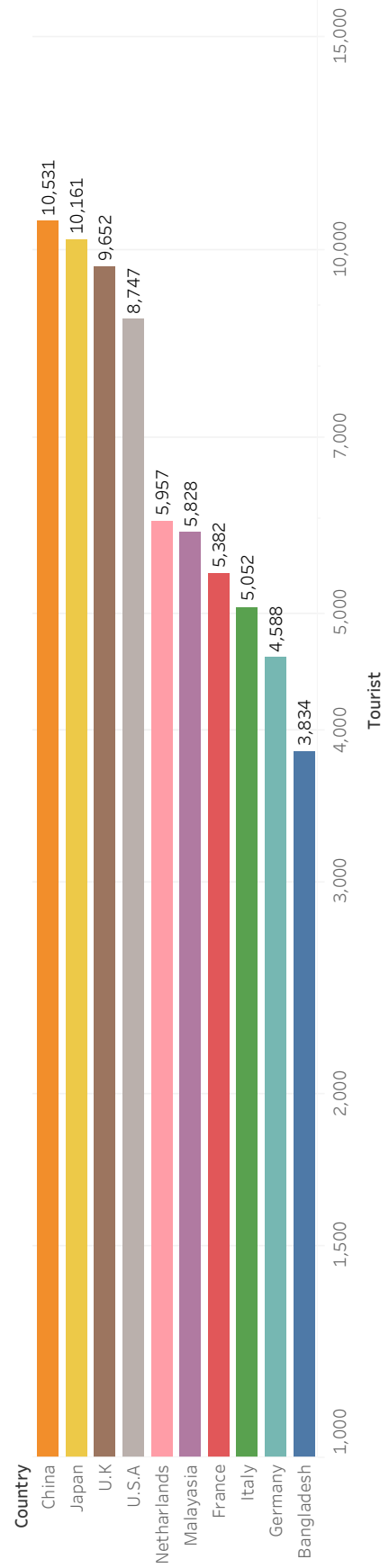


Sl. No.	Name of the Country/ Region	No. of Tourists during the Year		
		2016	2017	2018
1	2	3	4	5
4	Sri Lanka	514	958	961
5	Maldives	54	58	44
6	Nepal	1978	3004	2907
7	Others	278	164	104
	Total	4,808	7,251	8,195
South-East Asia				
1	Malaysia	1421	4491	5828
2	Singapore	853	1604	1580
3	Indonesia	208	418	429
4	Philippines	250	363	342
5	Thailand	441	563	482
6	Others	305	339	327
	Total	3,478	7,778	8,988
East Asia				
1	Japan	5201	8181	10161
2	China	3756	7326	10531
3	Hongkong	231	409	353
4	Korea	1864	2248	3140
5	Others	306	321	228
	Total	11,358	18,485	24,413
Africa				
1	Egypt	104	107	87
2	Ethiopia	08	11	07
3	Kenya	42	49	44
4	Mauritius	46	47	42
5	Nigeria	32	33	37
6	South Africa	2016	2076	1302
7	Tanzania	11	14	15
8	Others	208	218	209
9	Total	2467	2555	1743
	GRAND TOTAL	76,361	1,00,014	1,10,818

FOREIGN TOURISTS ARRIVAL TO ODISHA IN 2018(TOP 10 COUNTRIES)



© 2019 Mapbox © OpenStreetMap



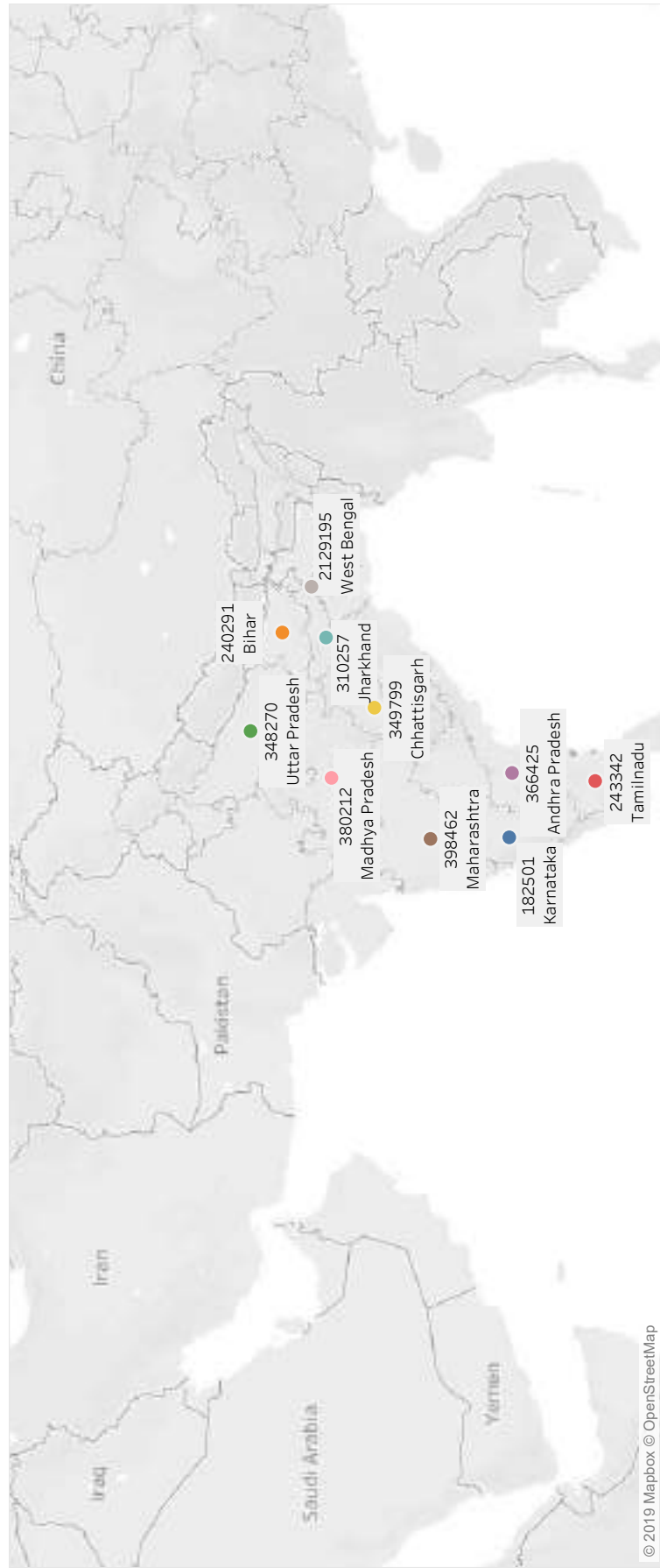
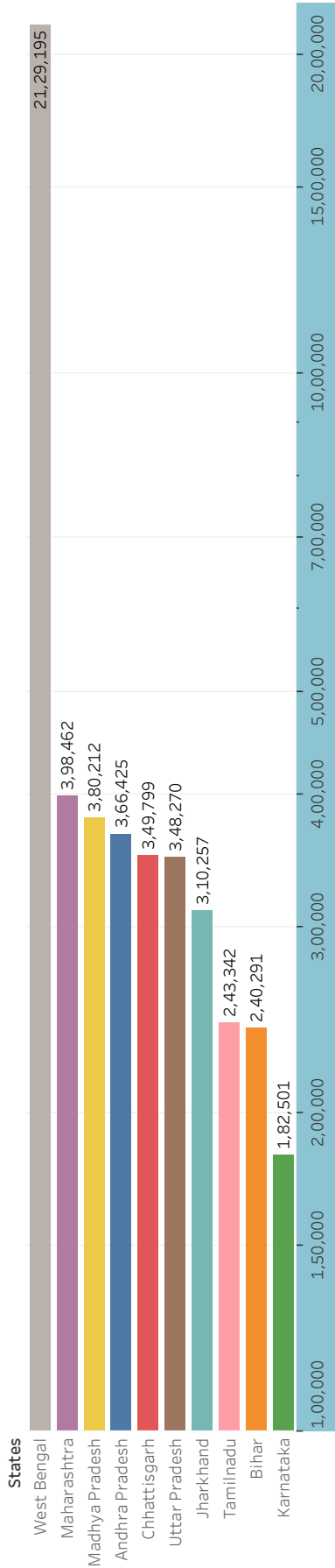


STATE WISE BREAK- UP OF DOMESTIC TOURISTS VISITING THE STATE

West Bengal continued to be the major tourist generating state for Odisha contributing 21,29,195 tourists i.e 14.00% of the total domestic tourists of 1,52,08,540 during 2018 and followed by Maharashtra – 3,98,462 , Madhya Pradesh- 3,80,212, Andhra Pradesh- 3,66,425, Chhattisgarh- 3,49,799 , Uttar Pradesh- 3,48,270, Jharkhand – 3,10,257, Tamilnadu -2,43,342 , Bihar - 2,40,291 and Other State/UT- 1,93,161. The number of domestic tourist visit from different States and Union Territories to Odisha during 2018 is given below in the following table.

SL No.	Name of the State/ Union Territory	Tourist during 2017	Proportion to total (in %)	Tourist during 2018	Proportion to total (in %)
1	West Bengal	19,43,357	13.87	21,29,195	14.00
2	Andhra Pradesh	3,40,473	2.43	3,66,425	2.41
3	Telangana	1,54,124	1.10	1,65,872	1.09
4	Bihar	2,38,191	1.70	2,40,291	1.58
5	Jharkhand	2,91,434	2.08	3,10,257	2.04
6	Madhya Pradesh	3,57,286	2.55	3,80,212	2.50
7	Chhattisgarh	3,30,665	2.36	3,49,799	2.30
8	Maharashtra	3,78,303	2.70	3,98,462	2.62
9	Uttar Pradesh	3,29,264	2.35	3,48,270	2.29
10	Uttarakhand	1,44,315	1.03	1,56,647	1.03
11	Tamilnadu	2,25,581	1.61	2,43,342	1.60
12	Karnataka	1,72,338	1.23	1,82,501	1.20
13	Gujarat	1,40,112	1.00	1,67,299	1.10
14	Rajasthan	1,05,084	0.75	1,21,668	0.80
15	Assam	51,841	0.37	63,874	0.42
16	Punjab	74,260	0.53	76,043	0.50
17	Haryana	39,231	0.28	38,020	0.25
18	Kerala	44,836	0.32	45,628	0.30
19	New Delhi	70,056	0.50	68,439	0.45
20	Tripura	16,813	0.12	21,289	0.14
21	Goa	4,505	0.03	4,564	0.03
22	Puducherry	7,006	0.05	6,383	0.04
23	Jammu & Kashmir	4,208	0.03	6,081	0.04
24	Other States/ UTs.	1,41,545	1.01	1,93,161	1.27
25	Odisha	84,06,401	60.00	91,24,818	60.00
	TOTAL	1,40,11,229	100.00	1,52,08,540	100.00

DOMESTIC TOURISTS ARRIVAL TO ODISHA IN 2018(TOP 10 STATES)





TOURISTS ARRIVAL BY AIR

During the year 2018 total tourists arrival by air to Odisha was 18,46,923, out of which Domestic and Foreign tourists were 18,16,490 and 30,433 respectively. The table below indicates the percentage change, proportion to tourists arrival and month-wise tourists arrival.

A. Tourists Arrival by Air/ Percentage of Change

Year	No. of Domestic Tourist	No. of Foreign Tourist	Total Tourist	Percentage Change
2014	2,73,463	5,723	2,79,186	8.52
2015	3,90,720	9,537	4,00,257	43.36
2016	6,76,281	12,073	6,88,354	71.98
2017	10,86,754	16,748	11,03,502	60.31
2018	18,16,490	30,433	18,46,923	67.37

B. Tourists Arrival by Air/ In Proportion with Total Arrival

Year	Domestic Tourists Arrival			Foreign Tourists Arrival		
	Total	By Air	Proportion (in %)	Total	By Air	Proportion (in %)
2014	1,07,90,622	2,73,463	2.53	71,426	5,723	8.01
2015	1,17,86,117	3,90,720	3.32	66,971	9,537	14.24
2016	1,28,42,899	6,76,281	5.26	76,361	12,073	15.81
2017	1,40,11,229	10,86,754	7.76	1,00,014	16,748	16.48
2018	1,52,08,540	18,16,490	11.94	1,10,818	30,433	27.46

C. Tourists Arrival to Odisha by Air during 2017 & 2018 (by Month)

Month	2017			2018		
	Domestic	Foreign	Total	Domestic	Foreign	Total
January	85218	996	86214	143496	3832	147328
February	82409	1138	83547	133847	4433	138280
March	89958	1114	91072	144363	3227	147590
April	77480	797	78277	148643	4364	153007
May	77980	862	78842	159664	3056	162720
June	85068	1156	86224	166982	802	167784
July	74753	443	75196	139846	1689	141535
August	89955	1614	91569	148338	1538	149876
September	91071	1691	92762	158811	1552	160363
October	97143	1878	99021	138703	1536	142239
November	94523	1541	96064	155622	2573	158195
December	141196	3518	144714	178175	1831	180006
Total	10,86,754	16,748	11,03,502	18,16,490	30,433	18,46,923

D. Departure of tourists from Bhubaneswar Airport during 2017 & 2018 (by Month)

Month	2017			2018		
	Domestic	Foreign	Total	Domestic	Foreign	Total
January	84944	1138	86082	142950	3900	146850
February	82025	1156	83181	132456	4526	136982
March	90341	1021	91362	146941	4122	151063
April	76941	775	77716	157299	4717	152016
May	77200	1092	78292	197314	2538	199852
June	86499	901	87400	169958	684	170642
July	82573	410	82983	178559	2009	180568
August	85518	1519	87037	159642	1753	161395
September	91750	1461	93211	187323	1739	189062
October	22759	1129	23888	134658	1516	136174
November	94705	1532	96237	163882	1742	165624
December	139814	4490	144304	196465	2636	199101
Total	10,15,069	16,624	10,31,693	19,67,447	31,882	19,99,329

HOTEL STATISTICS

According to Hotel tariff and the spending capacity of tourists, the existing hotels in Odisha have been broadly divided into three categories.

Category of Hotels	Average Tariff Per Room per Day
Low Spending Group (L.S.G)	Up to Rs.900/-
Middle Spending Group (M.S.G)	Rs.901/- to Rs.1800/-
High Spending Group (H.S.G)	Rs.1801/- & Above



DISTRICT WISE HOTEL POSITION IN ODISHA DURING 2018

Sl. No.	District	HSG Hotels/ Rooms/Beds	MSG Hotels/ Rooms/Beds	LSG Hotels/ Rooms/Beds	Total Hotels Rooms/Beds
1	2	3	4	5	6
1	Angul	6/415/830	9/242/493	21/499/887	36/1156/2210
2	Balasore	10/234/474	21/473/1076	46/691/1282	77/1398/2832
3	Baragarh	Nil	7/174/362	22/317/624	29/491/986
4	Bhadrak	4/120/230	12/253/495	31/341/619	47/714/1344
5	Balangir	3/43/86	11/197/392	26/503/838	40/743/1316
6	Boudh	Nil	Nil	5/79/140	5/79/140
7	Cuttack	10/269/507	15/496/885	59/1236/2450	84/2001/3842
8	Dhenkanal	Nil	6/89/178	3/77/128	9/166/306
9	Deogarh	Nil	1/23/46	4/71/122	5/94/168
10	Gajapati	Nil	1/22/46	12/199/332	13/221/378
11	Ganjam	5/185/391	20/493/1022	57/1094/2032	82/1772/3445
12	Jagatsinghpur	7/250/513	7/134/256	12/140/263	26/524/1032
13	Jajpur	11/480/955	7/127/259	21/349/615	39/956/1829
14	Jharsuguda	6/253/506	15/531/1058	27/458/848	48/1242/2412
15	Kalahandi	Nil	3/123/246	28/516/880	31/639/1126
16	Kandhamal	Nil	4/103/161	12/208/335	16/311/496
17	Kendrapara	5/11/30	4/59/136	12/110/203	21/180/369
18	Keonjhar	13/264/529	20/303/609	35/566/943	68/1133/2081
19	Khurda	63/2911/5746	122/2003/3936	105/1737/3563	290/6651/13245
20	Koraput	6/120/238	7/152/304	38/837/1426	51/1109/1968
21	Malkangiri	Nil	Nil	6/138/265	6/138/265
22	Mayurbhanj	6/74/184	5/71/126	43/773/1431	54/918/1741
23	Nuapada	Nil	1/17/34	14/183/347	15/200/381
24	Nawarangpur	Nil	3/77/150	8/173/264	11/250/414
25	Nayagarh	1/12/24	3/24/48	13/174/310	17/210/382
26	Puri	108/4236/9588	120/2610/5799	366/5408/11667	594/12254/27054
27	Rayagada	2/83/166	4/108/219	38/699/1385	44/890/1770
28	Sambalpur	6/257/514	10/218/435	31/637/1143	47/1112/2092
29	Subarnapur	Nil	Nil	5/113/204	5/113/204
30	Sundargarh	23/761/1460	24/630/1192	49/861/1498	96/2252/4150
	Total:	295/10978/22971	462/9752/19963	1149/19187/37044	1906/39917/79978

PLACE-WISE HOTEL POSITION IN ODISHA

Sl. No.	Name of the place	2017			2018		
		No. of Hotels	No. of Rooms	No. of Beds	No. of Hotels	No. of Rooms	No. of Beds
ANGUL DISTRICT							
1	Angul	28	913	1724	28	930	1771
2	Talcher	08	225	437	08	226	439
	Total	36	1138	2161	36	1156	2210
BALASORE DISTRICT							
1	Balasore	31	657	1212	34	687	1267
2	Chandipur	14	311	727	16	360	835
3	Chandaneswar	02	24	44	02	26	47
4	Panchalingeswar	08	131	346	08	135	350
5	Jaleswar	03	18	48	03	28	48
6	Soro	03	24	41	03	24	41
7	Remuna	03	16	32	04	27	32
8	Talasari	04	88	162	04	88	162
9	Laxmannath	01	09	18	01	08	16
10	Udaypur	02	15	34	02	15	34
	Total	71	1293	2664	77	1398	2832
BARGARH DISTRICT							
1	Bargarh	16	363	743	17	384	781
2	Nrusimhanath	04	13	32	04	13	32
3	Padmapur	05	68	124	05	68	124
4	Paikamal	01	11	21	01	11	21
5	Barpali	02	15	28	02	15	28
	Total	28	470	948	29	491	986
BHADRAK DISTRICT							
1	Bhadrak	26	385	725	26	385	725
2	Chandbali	06	72	153	06	75	162
3	Aradi	07	43	89	06	38	71
4	Basudevpur	04	56	104	04	56	104
5	Dhamara	05	155	272	05	160	282
	Total	48	711	1343	47	714	1344



Sl. No.	Name of the place	2017			2018		
		No. of Hotels	No. of Rooms	No. of Beds	No. of Hotels	No. of Rooms	No. of Beds
BALANGIR DISTRICT							
1	Balangir	27	468	828	27	468	828
2	Kantabanji	06	147	252	06	147	252
3	Titilagarh	07	128	236	07	133	246
	Total	40	743	1316	40	748	1326
BOUDH DISTRICT							
1	Boudh	05	79	140	05	79	140
	Total	05	79	140	05	79	140
CUTTACK DISTRICT							
1	Cuttack	78	1954	3681	80	1977	3792
2	Dhabaleswar	01	08	18	01	08	18
3	Bhattarika	01	02	04	01	05	10
4	Baliput Satkosia	01	08	16	01	08	16
5	Ansupa	01	03	06	01	03	06
	Total	82	1975	3725	84	2001	3842
DHENKANAL DISTRICT							
1	Dhenkanal	08	155	284	08	155	284
2	Kapilash	01	11	22	01	11	22
	Total	09	166	306	09	166	306
DEOGARH DISTRICT							
1	Deogarh	04	73	128	04	73	128
2	Barkote	01	21	40	01	21	40
	Total	05	94	168	05	94	168
GAJAPATI DISTRICT							
1	Paralakhemundi	12	199	332	13	221	378
	Total	12	199	332	13	221	378
GANJAM DISTRICT							
1	Berhampur	49	1146	2131	49	1146	2131
2	Gopalpur	19	333	754	19	333	754
3	Rambha	01	24	48	01	24	48
4	Taptapani	01	11	28	01	11	28
5	Aska	02	34	56	02	34	56

Sl. No.	Name of the place	2017			2018		
		No. of Hotels	No. of Rooms	No. of Beds	No. of Hotels	No. of Rooms	No. of Beds
6	Bhanjanagar	03	48	84	03	48	84
7	Chhatrapur	02	50	95	02	50	95
8	Taratarini	01	10	26	01	10	26
9	Girisola	01	04	10	01	04	10
10	Chikiti	02	35	59	02	35	59
11	Odia Alapur Pathara	01	77	154	01	77	154
	Total	82	1772	3445	82	1772	3445
JAGATSINGHPUR DISTRICT							
1	Paradeep	18	439	881	19	458	917
2	Jagatsinghpur	07	66	115	07	66	115
	Total	25	505	996	26	524	1032
JAJPUR DISTRICT							
1	Jajpur	8	83	157	08	83	157
2	Jajpur Road	21	641	1234	22	660	1267
3	Patharajpur	01	20	40	01	20	40
4	Chandikhol	01	39	70	01	39	70
5	Kuakhia	02	33	54	02	33	54
6	Ratnagiri	01	13	26	01	13	26
7	Mahavinayak	01	03	06	01	03	06
8	Olasuni	01	03	06	01	03	06
9	Kalinga Nagar Duburi	02	102	203	02	102	203
	Total	38	937	1796	39	956	1829
JHARSUGUDA DISTRICT							
1	Jharsuguda	40	1111	2172	40	1111	2172
2	Belpahar	05	94	180	05	94	180
3	Brajrajnagar	03	37	60	03	37	60
	Total	48	1242	2412	48	1242	2412
KALAHANDI DISTRICT							
1	Bhawanipatna	20	457	796	20	457	796
2	Kesinga	03	64	120	03	64	120
3	Dharmagarh	01	41	61	01	41	61
4	Junagarh	04	44	86	04	44	86



Sl. No.	Name of the place	2017			2018		
		No. of Hotels	No. of Rooms	No. of Beds	No. of Hotels	No. of Rooms	No. of Beds
5	Madanpur-Rampur	02	18	34	02	18	34
6	Narla-Road	01	15	29	01	15	29
	Total	31	639	1126	31	639	1126
KANDHAMAL DISTRICT							
1	Phulbani	10	234	361	10	234	361
2	Baliguda	03	56	93	03	56	93
3	Daringibadi	03	21	42	03	21	42
	Total	16	311	496	16	311	496
KENDRAPARA DISTRICT							
1	Kendrapara	12	146	265	12	146	265
2	Bhitarkanika	08	30	96	08	30	96
3	Gupti	01	04	08	01	04	08
	Total	21	180	369	21	180	369
KEONJHAR DISTRICT							
1	Keonjhar	32	501	959	32	510	968
2	Barbil	19	350	622	19	350	622
3	Ghatagaon	05	62	120	05	62	120
4	Anandapur	02	17	24	02	17	24
5	Joda	08	166	297	08	166	297
6	Champua	02	28	50	02	28	50
	Total	68	1124	2072	68	1133	2081
KHURDA DISTRICT							
1	Bhubaneswar	261	5913	11756	257	6236	12318
2	Balugaon	08	144	348	08	144	348
3	Barkul	09	93	180	10	108	228
4	Khurda	05	48	103	05	48	103
5	Jatni	07	102	214	07	103	216
6	Atri	01	06	20	01	06	20
7	Dhauri	01	03	06	01	03	06
8	Kenduli	01	03	06	01	03	06
	Total	293	6312	12633	290	6651	13245

Sl. No.	Name of the place	2017			2018		
		No. of Hotels	No. of Rooms	No. of Beds	No. of Hotels	No. of Rooms	No. of Beds
KORAPUT DISTRICT							
1	Koraput	13	308	559	13	308	559
2	Jeypore	23	575	983	22	543	933
3	Sunabeda	02	18	36	02	18	36
4	Semiliguda	06	147	265	05	139	249
5	Gupteswar	01	14	28	01	14	28
6	Damanjodi	04	46	84	04	46	84
7	Boipariguda	01	10	20	01	10	20
8	Kakiriguma	02	25	50	02	25	50
9	Lamtaput	01	06	09	01	06	09
	Total	53	1149	2034	51	1109	1968
MALKANGIRI DISTRICT							
1	Malkangiri	06	138	265	06	138	265
	Total	06	138	265	06	138	265
MAYURBHANJ DISTRICT							
1	Baripada	21	444	769	23	491	857
2	Bangiriposi	03	22	44	03	26	52
3	Rairangpur	10	191	355	10	182	331
4	Udala	03	30	57	03	30	57
5	Jashipur	05	58	154	05	58	154
6	Karanja	04	63	118	04	63	118
7	Khiching	01	04	08	01	04	08
8	Similipal	04	29	86	04	46	120
9	Lulung	-	-	-	01	18	44
	Total	51	841	1591	54	918	1741
NUAPADA DISTRICT							
1	Khariar	05	63	114	05	63	114
2	Khariar Road	07	98	193	07	98	193
3	Nuapada	03	39	74	03	39	74
	Total	15	200	381	15	200	381



Sl. No.	Name of the place	2017			2018		
		No. of Hotels	No. of Rooms	No. of Beds	No. of Hotels	No. of Rooms	No. of Beds
NAWARANGPUR DISTRICT							
1	Nawarangpur	06	179	307	06	179	307
2	Umerkote	05	71	107	5	71	107
	Total	11	250	414	11	250	414
NAYAGARH DISTRICT							
1	Nayagarh	11	145	258	11	145	258
2	Dasapalla	04	38	75	04	38	75
3	Odagaon	01	15	25	01	15	25
4	Badmul	01	12	24	01	12	24
	Total	17	210	382	17	210	382
PURI DISTRICT							
1	Puri	535	11330	24882	552	11906	26301
2	Konark	29	241	514	39	300	651
3	Kakatpur	02	24	50	01	11	24
4	Satapada	02	37	78	02	37	78
	Total	568	11632	25524	594	12254	27054
RAYAGADA DISTRICT							
1	Rayagada	23	503	1025	25	554	1127
2	Gunupur	09	186	346	09	186	346
3	Muniguda	07	117	236	10	150	297
	Total	39	806	1607	44	890	1770
SAMBALPUR DISTRICT							
1	Sambalpur	41	1035	1946	41	1035	1946
2	Burla	03	37	65	03	37	65
3	Hirakud	01	26	52	01	26	52
4	Rairakhola	01	05	11	01	05	11
5	Thelkuli	01	09	18	01	09	18
	Total	47	1112	2092	47	1112	2092
SUBARNAPUR DISTRICT							
1.	Sonepur	05	113	204	05	113	204
	Total	05	113	204	05	113	204

Sl. No.	Name of the place	2017			2018		
		No. of Hotels	No. of Rooms	No. of Beds	No. of Hotels	No. of Rooms	No. of Beds
SUNDARGARH DISTRICT							
1	Rourkela	70	1872	3460	70	1872	3460
2	Sundargarh	12	169	288	14	204	356
3	Rajgangpur	08	144	281	08	144	281
4	Bonai	04	32	53	04	32	53
	Total	94	2217	4082	96	2252	4150

YEAR - WISE HOTEL POSITION IN ODISHA

Year	No. of HSG Hotels/ Rooms/Beds	No. of MSG Hotels/ Rooms/Beds	No. of LSG Hotels/ Rooms/Beds	Total Hotels/ Rooms/Beds
2009	96/3833/7812	232/5219/10329	948/15910/30267	1276/24962/48408
2010	114/4320/8829	263/6165/12126	942/16046/30278	1319/26531/51233
2011	150/5727/11652	245/5721/11544	933/15843/29671	1328/27291/52867
2012	251/8813/17810	288/6399/13096	918/15558/29171	1457/30770/60077
2013	306/10381/21303	356/7540/15335	923/15428/29329	1585/33349/65967
2014	334/11303/23344	399/8120/16864	956/15950/30392	1689/35373/70600
2015	375/11903/25062	455/9219/18924	921/15264/29108	1751/36386/73094
2016	433/13625/28406	474/9079/18321	916/14970/28393	1823/37674/75120
2017	281/10481/21900	435/9327/18967	1142/18957/36487	1858/38765/77354
2018	295/10978/22971	462/9752/19963	1149/19187/37044	1906/39917/79978



LIST OF STAR HOTELS CLASSIFIED BY GOVT.OF INDIA

Sl. No.	Name of Hotel	Location	Star Category	No. of Rooms	No. of Beds
1.	May Fair Lagoon Tel- 0674—6660101 Fax-0674-2360236 lagoon@mayfairhotels.com Website – www.mayfairshotel.com	8-B, Jaydev Vihar Bhubaneswar	5 Star Deluxe	100	200
2.	Hotel Trident Tel- 0674- 2301010 Fax-0674 -2301302 reservations.tobbr@tridenthotel.com Website-hilton.com	CB -1 Nayapalli Bhubaneswar	5 Star Deluxe	62	124
3.	Sandy's Tower Tel-0674-6665555 info@sandystower.com Website-www.sandystower.com	P1 & P1/A, Jaydev Vihar Bhubaneswar	4 Star	73	146
4	Hotel Toshali Sands Tel-06752-250572 Fax-06752-250899 Etosalisands@tosalian Website-www.toshalisands.com	Puri - Konark Ma- rine Drive Puri	4 Star	107	234
5	Mayfair Palm Beach Resort Tel-6660101 gopalpuronsea@mayfairhotels.com Website:www.mayfairhotels.com	Gopalpur-on -Sea	3 Star	57	130
6	Mayfair Waves, Puri Chakratirtha Road, Puri Tel:660101 waves@mayfairhotels.com www.mayfairhotels.com	Chakratirtha Road Puri	3 Star	38	76
			Total	437	910

LIST OF HOTELS HAVING STAR FACILITIES IN ODISHA

Sl. No.	Name of Hotel	Location	Star Category	No. of Rooms	No. of Beds
1.	The Crown Tel-0674-3000000 Fax-0674-2550001 reservation@thecrown.in Website-www.thecrown.in	A 1(a) Nayapalli Bhubaneswar	3 Star	68	136

Sl. No.	Name of Hotel	Location	Star Category	No. of Rooms	No. of Beds
2.	Swosti Premium Ltd. Tel- 0674-3017000 Fax-0674-2301880 reservation@swosti.com www.swosti.com	P-1, Jaydev Vihar Bhubaneswar	3 Star	159	318
3.	Hotel Swosti Grand Tel-0674-3019000 Fax-0674-2534794 form.hspl@mailswosti.org www.swosti.com	103 , Janpath Bhubaneswar	3 Star	54	108
4.	Ginger Tel-0674-6663333 reservation@gingerhotels.com Website-www.gingerhotels.com	Opposite Nalco Headquarter, Jaydev Vihar Bhubaneswar	3 Star	161	322
5.	Hotel May Fair Heritage Tel-06752-227800 Fax-06752-224242 puri@mayfairhotels.com	C.T. Road Puri	3 Star	34	68
6.	Hotel Hans Coco Palms Tel-06752-230038 Fax-06752-230165 Hanscocopalms@hanshotel.com	Baliapanda Puri	3 Star	37	74
7.	Hotel Shakti International Tel-06752-222388 Fax-06752-228784 Shakti_int@yahoo.co.in www.shaktiinternational.in	VIP Road Puri	3 Star	36	72
8	Hotel Mayfair Tel-0661-2402101 rourkela@mayfairhotels.com	Panposh Road Rourkela	3 Star	50	100
9	Hotel Radhika Regency Tel-0661-2510300 radhikaregency@gmail.com	Bishra Road Rourkela	3 Star	94	188
10	Hotel Brundaban Tel-0661-2501920	Bishra Road Rourkela	3 Star	75	161
11	Hotel Deepti Tel-0661-2600247	Ring Road Rourkela	3 Star	42	84
12	Hotel Tridev International Tel-0661-2664416	Panposh Road Rourkela	2 Star	27	54
13	Hotel The Orchard Tel-06645-270770 info@theorchard.in www.theorchard.in	Bypass Road ,Ekatali Jharsuguda	3 Star	50	100
			Total	887	1785



DISTRICT WISE PLACES AND CATEGORY WISE HOTELS IN ODISHA

Sl No.	Name of the Place	HSG Hotels/ Rooms/Beds	MSG Hotels/ Rooms/Beds	LSG Hotels/ Rooms/Beds	Total Hotels/ Rooms/Beds
ANUGUL DISTRICT					
1.	Angul	05/377/754	06/157/323	17/396/694	28/930/1771
2.	Talcher	01/38/76	03/85/170	04/103/193	08/226/439
	Total	06/415/830	09/242/493	21/499/887	36/1156/2210
BALASORE DISTRICT					
1.	Balasore	07/159/318	08/146/292	19/382/657	34/687/1267
2.	Chandipur	02/51/108	06/194/464	08/115/263	16/360/835
3.	Chandaneswar	Nil	Nil	02/26/47	02/26/47
4.	Panchalingeswar	Nil	05/96/246	03/39/104	08/135/350
5.	Jaleswar	Nil	Nil	03/28/48	03/28/48
6.	Soro	Nil	Nil	03/24/41	03/24/41
7.	Remuna	Nil	Nil	04/27/32	04/27/32
8.	Talasari	01/24/48	01/29/58	02/35/56	04/88/162
9.	Laxmannath	Nil	01/08/16	Nil	01/08/16
10.	Udaypur	Nil	Nil	02/15/34	02/15/34
	Total	10/234/474	21/473/1076	46/691/1282	77/1398/2832
BARAGARH DISTRICT					
1.	Bargarh	Nil	07/174/362	10/210/419	17/384/781
2.	Nrusimhanath	Nil	Nil	04/13/32	04/13/32
3.	Padmapur	Nil	Nil	05/68/124	05/68/124
4.	Paikamal	Nil	Nil	01/11/21	01/11/21
5.	Barpali	Nil	Nil	02/15/28	02/15/28
	Total	Nil	07/174/362	22/317/624	29/491/986
BHADRAK DISTRICT					
1.	Bhadrak	02/32/70	07/131/273	17/222/382	26/385/725
2.	Chandbali	Nil	01/16/38	05/59/124	06/75/162

SI No.	Name of the Place	HSG Hotels/ Rooms/Beds	MSG Hotels / Rooms/Beds	LSG Hotels/ Rooms/Beds	Total Hotels/ Rooms/Beds
3.	Aradi	Nil	Nil	06/38/71	06/38/71
4.	Basudevpur	Nil	02/44/80	02/12/24	04/56/104
5.	Dhamara	02/88/160	02/62/104	01/10/18	05/160/282
	Total	04/120/230	12/253/495	31/341/619	47/714/1344
BALANGIR DISTRICT					
1.	Balangir	03/43/86	08/134/266	16/29/476	27/468/828
2.	Kantabanji	Nil	01/42/84	05/105/168	06/147/252
3.	Titilagarh	Nil	02/26/52	05/107/194	07/133/246
4.	Total	03/43/86	11/197/392	26/503/838	40/743/1316
BOUDH DISTRICT					
1.	Boudh	Nil	Nil	05/79/140	05/79/140
	Total	Nil	Nil	05/79/140	05/79/140
CUTTACK DISTRICT					
1.	Cuttack	10/269/507	12/477/845	58/1231/2440	80/1977/3792
2.	Dhabelswar	Nil	01/08/18	Nil	01/08/18
3.	Bhattarika	Nil	Nil	01/05/10	01/05/10
4.	Baliput Satkosia	Nil	01/08/16	Nil	01/08/16
5.	Ansupa	Nil	01/03/06	Nil	01/03/016
	Total	10/269/507	15/496/885	59/1236/2450	84/2001/3842
DHENKANAL DISTRICT					
1.	Dhenkanal	Nil	05/78156	03/77/128	08/155/584
2.	Kapilash	Nil	01/11/22	Nil	01/11/22
	Total	Nil	06/89/178	03/77/128	09/166/306
DEOGARH DISTRICT					
1.	Deogarh	Nil	01/23/46	03/50/82	04/73/128
2.	Barkote	Nil	Nil	01/21/40	01/21/40
	Total	Nil	01/23/46	04/71/122	05/94/168



SI No.	Name of the Place	HSG Hotels/ Rooms/Beds	MSG Hotels / Rooms/Beds	LSG Hotels/ Rooms/Beds	Total Hotels/ Rooms/Beds
GAJAPATI DISTRICT					
1.	Paralakhemundi	Nil	01/22/46	12/199/332	13/221/378
	Total	Nil	01/22/46	12/199/332	13/221/378
GANJAM DISTRICT					
1.	Berhampur	01/15/29	10/302/610	38/829/1492	49/1146/2131
2.	Gopalpur	02/82/180	08/157/338	09/94/236	19/233/754
3.	Rambha	Nil	01/24/48	Nil	01/24/48
4.	Taptapani	01/11/28	Nil	Nil	01/11/28
5.	Aska	Nil	Nil	02/34/56	02/34/56
6.	Bhanjanagar	Nil	Nil	03/48/84	03/48/84
7.	Chhatrapur	Nil	Nil	02/50/95	02/50/95
8.	Taratarini	Nil	01/10/26	Nil	01/10/26
9.	Girisola	Nil	Nil	01/04/10	01/04/10
10.	Chikiti	Nil	Nil	02/35/59	02/35/59
11.	Odia Alapur Pathara	01/77/154	Nil	Nil	01/77/154
	Total	05/185/391	20/493/1022	57/1094/2032	82/1772/3445
JAGATSingHPUR DISTRICT					
1.	Paradeep	07/250/513	06/122/236	06/86/168	19/458/917
2.	Jagatsinghpur	Nil	01/12/20	06/54/95	07/66/115
	Total	07/250/513	07/134/256	12/140/263	26/524/1032
JAJPUR DISTRICT					
1.	Jajpur	Nil	Nil	08/83/157	08/83/157
2.	Jajpur Road	08/356/707	05/121/247	09/183/313	22/660/1267
3.	Patharajpur	01/20/40	Nil	Nil	01/20/40
4.	Chandikhol	Nil	Nil	01/39/70	01/39/70
5.	Kuakhia	Nil	Nil	02/33/54	02/33/54
6.	Ratnagiri	01/13/26	Nil	Nil	01/13/26
7.	Mahavinayak	Nil	01/03/06	Nil	01/03/06
8.	Olasuni	Nil	01/03/06	Nil	01/03/06
9.	Kalinga Nagar Duburi	01/91/182	Nil	01/11/21	02/102/203
	Total	11/480/955	07/127/259	21/349/615	39/956/1829

SI No.	Name of the Place	HSG Hotels/ Rooms/Beds	MSG Hotels/Rooms/ Beds	LSG Hotels/ Rooms/Beds	Total Hotels/ Rooms/Beds
JHARSUGUDA DISTRICT					
1.	Jharsuguda	05/211/422	14/509/1014	21/391/736	40/1111/2172
2.	Belpahar	01/42/84	01/22/44	03/30/52	05/94/180
3.	Brajrajnagar	Nil	Nil	03/37/60	03/37/60
	Total	06/253/506	15/531/1058	27/458/848	48/1242/2412
KALAHANDI DISTRICT					
1.	Bhawanipatna	Nil	03/123/246	17/334/550	20/457/796
2.	Kesinga	Nil	Nil	03/64/120	03/64/120
3.	Dharmagarh	Nil	Nil	01/41/61	01/41/61
4.	Junagarh	Nil	Nil	04/44/86	04/44/86
5.	Madanpur Rampur	Nil	Nil	02/18/34	02/18/34
6.	Narla-Road	Nil	Nil	01/15/29	01/15/29
	Total	Nil	03/123/246	28/516/880	31/639/1126
KANDHAMAL DISTRICT					
1.	Phulbani	Nil	04/103/161	06/131/200	10/234/361
2.	Baliguda	Nil	Nil	03/56/93	03/56/93
3.	Daringibadi	Nil	Nil	03/21/42	03/21/42
	Total	Nil	04/103/161	12/208/335	16/311/496
KENDRAPADA DISTRICT					
1.	Kendrapara	Nil	02/41/73	10/105/192	12/146/265
2.	Bhitarkanika	04/07/22	02/18/63	02/05/11	08/30/96
3.	Gupti	01/04/08	Nil	Nil	01/04/08
	Total	05/11/30	04/59/136	12/110/203	21/180/369
KEONJHAR DISTRICT					
1.	Keonjhar	07/119/241	09/134/286	16/257/441	32/510/968
2.	Barbil	05/123/246	05/67/129	09/160/247	19/350/622
3.	Ghatagaon	Nil	02/29/60	03/33/60	05/62/120
4.	Anandapur	Nil	01/07/14	01/10/10	02/17/24
5.	Joda	01/22/42	03/66/120	04/78/135	08/166/297
6.	Champua	Nil	Nil	02/28/50	02/28/50
	Total	13/264/529	20/303/609	35/566/943	68/1133/2081
KHURDA DISTRICT					
1.	Bhubaneswar	60/2832/5590	118/1948/3797	79/1456/2931	257/6236/12318
2.	Balugaon	Nil	02/41/107	06/103/241	08/144/348
3.	Barkul	01/35/72	01/11/26	08/62/130	10/108/228



SI No.	Name of the Place	HSG Hotels/ Rooms/Beds	MSG Hotels/Rooms/ Beds	LSG Hotels/ Rooms/Beds	Total Hotels/ Rooms/Beds
4.	Khurda	01/09/18	Nil	04/39/85	05/48/103
5.	Jatni	01/35/66	Nil	06/68/150	07/103/216
6.	Atri	Nil	Nil	01/06/20	01/06/20
7.	Dhauri	Nil	01/03/06	Nil	01/03/06
8.	Kenduli	Nil	Nil	01/03/06	01/03/06
	Total	63/2911/5746	122/2003/3936	105/1737/3563	290/6651/13245
KORAPUT DISTRICT					
1.	Koraput	Nil	02/44/88	11/264/471	13/308/559
2.	Jeypore	02/51/103	04/94/188	16/398/642	22/543/933
3.	Sunabeda	Nil	Nil	02/18/36	02/18/36
4.	Semiliguda	01/38/76	01/14/28	03/87/145	05/139/249
5.	Gupteswar	Nil	Nil	01/14/28	01/14/28
6.	Damanjodi	Nil	Nil	04/46/84	04/46/84
7.	Boipariguda	Nil	Nil	01/10/20	01/10/20
8.	Kakiriguma	02/25/50	Nil	Nil	02/25/50
9.	Lamatapat	01/06/09	Nil	Nil	01/06/09
	Total	06/120/238	07/152/304	38/837/1426	51/1109/1968
MALKANGIRI DISTRICT					
1.	Malkangiri	Nil	Nil	06/138/265	06/138/265
	Total	Nil	Nil	06/138/265	06/138/265
MAYURBHANJ DISTRICT					
1.	Baripada	01/10/20	04/60/104	18/421/733	23/491/857
2.	Bangiriposi	Nil	Nil	03/26/52	03/26/52
3.	Rairangpur	Nil	Nil	10/182/331	10/182/331
4.	Udala	Nil	01/11/22	02/19/35	03/30/57
5.	Jashipur	Nil	Nil	05/58/154	05/58/154
6.	Karanjia	Nil	Nil	04/63/118	04/63/118
7.	Khiching	Nil	Nil	01/04/08	01/04/08
8.	Similipal	04/46/120	Nil	Nil	04/46/120
9.	Lulung	01/18/44	Nil	Nil	01/18/44
	Total	06/74/184	05/71/126	43/773/1431	54/918/1741
NUAPADA DISTRICT					
1.	Khariar	Nil	Nil	05/63/114	05/63/114
2.	Khariar Road	Nil	01/17/34	06/81/159	07/98/193
3.	Nuapada	Nil	Nil	03/39/74	03/39/74
	Total	Nil	01/17/34	14/183/347	15/200/381

SI No.	Name of the Place	HSG Hotels/ Rooms/Beds	MSG Hotels/Rooms/ Beds	LSG Hotels/ Rooms/Beds	Total Hotels/ Rooms/Beds
NAWARANGPUR DISTRICT					
1.	Nawarangpur	Nil	03/77/150	03/102/157	06/179/307
2.	Umerkote	Nil	Nil	05/71/107	05/71/107
	Total	Nil	03/77/150	08/173/264	11/250/414
NAYAGARH DISTRICT					
1.	Nayagarh	Nil	03/24/48	08/121/210	11/145/258
2.	Dasapalla	Nil	Nil	04/38/75	04/38/75
3.	Odagaon	Nil	Nil	01/15/25	01/15/25
4.	Badmul	01/12/24	Nil	Nil	01/12/24
	Total	01/12/24	03/24/48	13/174/310	17/210/382
PURI DISTRICT					
1.	Puri	106/4167/9442	104/2465/5496	342/5274/11363	552/11906/26301
2.	Konark	02/69/146	14/108/225	23/123/280	39/300/651
3.	Kakatpur	Nil	Nil	01/11/24	01/11/24
4.	Satapada	Nil	02/37/78	Nil	02/37/78
	Total	108/4236/9588	120/2610/5799	366/5408/11667	594/12254/27054
RAYAGADA DISTRICT					
1.	Rayagada	02/83/166	04/108/219	19/363/742	25/554/1127
2.	Gunupur	Nil	Nil	09/186/346	09/186/346
3.	Muniguda	Nil	Nil	10/150/297	10/150/297
	Total	02/83/166	04/108/219	38/699/1385	44/890/1770
SAMBALPUR DISTRICT					
1.	Sambalpur	06/257/514	10/218/435	25/560/997	41/1035/1946
2.	Burla	Nil	Nil	03/37/65	03/37/65
3.	Hirakud	Nil	Nil	01/26/52	01/26/52
4.	Thelkuli	Nil	Nil	01/09/18	01/09/18
5.	Rairakhol	Nil	Nil	01/05/11	01/05/11
	Total	06/257/514	10/218/435	31/637/1143	47/1112/2092
SUBARNAPUR DISTRICT					
1.	Sonepur	Nil	Nil	05/113/204	05/113/204
	Total	Nil	Nil	05/113/204	05/113/204
SUNDARGARH DISTRICT					
1.	Rourkela	17/666/1272	17/516/981	36/690/1207	70/1872/3460
2.	Sundargarh	04/64/126	04/67/123	06/73/107	14/204/356
3.	Rajgangpur	02/31/62	01/28/56	05/85/163	08/144/281
4.	Bonai	Nil	02/19/32	02/13/21	04/32/53
	Total	23/761/1460	24/630/1192	49/861/1498	96/2252/4150



IN FLOW OF MONEY THROUGH TOURIST SPENDING (EXPENDITURE) IN ODISHA

It is difficult to estimate the earnings of the State from tourism because of the vary nature of the industry and the different sectors that are affected by it. However, an attempt was made to assess it by following sample survey method.

A Tourist Profile Survey was conducted by the Department of Tourism, Govt. of Odisha during the year 2013 -14. At that time the average duration of stay was found out to be 11.0 days in case of Foreign Tourist and 3.7 days in case of a Domestic Tourist. Similarly the average per capita expenditure was found out to be Rs.4167/- for a Foreign Tourist and Rs.2763/- for a Domestic Tourist.

In the year 2018-19, another Tourist Profile Survey was conducted by the Department of Tourism to find out the changes , if any occurred in the Tourist Profiles . It was found that average duration of stay is 9.75 days in case of a Foreign Tourist and 3.75 days in case of a Domestic Tourist . Similarly the average per capita expenditure was found to be Rs. 4275/- in case of Foreign Tourist and Rs.2655/- in case of Domestic Tourist. The inflow of money through tourist expenditure for the year 2014 to 2018 is estimated on the basis of changed figures as mentioned above.

The estimated figures are shown below in a table.

Calander year (January-December)

(Rs. in Crore)

Year	Domestic Tourists	Foreign Tourists	Total
2014	11031.36	327.39	11358.75
2015	12049.06	306.97	12356.03
2016	13129.42	350.02	13479.44
2017	14323.82	458.43	14782.25
2018	15142.00	461.90	15603.90

Financial year (April-March)

(Rs. in Crore)

Year	Domestic Tourists	Foreign Tourists	Total
2014-15	11297.91	331.01	11628.92
2015-16	12336.93	308.78	12645.71
2016-17	13405.27	355.22	13760.49
2017-18	14579.72	472.10	15051.82
2018-19	15441.67	474.00	15915.67

N.B: Formula for calculation of inflow of money through tourist Spending (expenditure) -
No. of Tourist X Average duration of stay X Average per capita expenditure

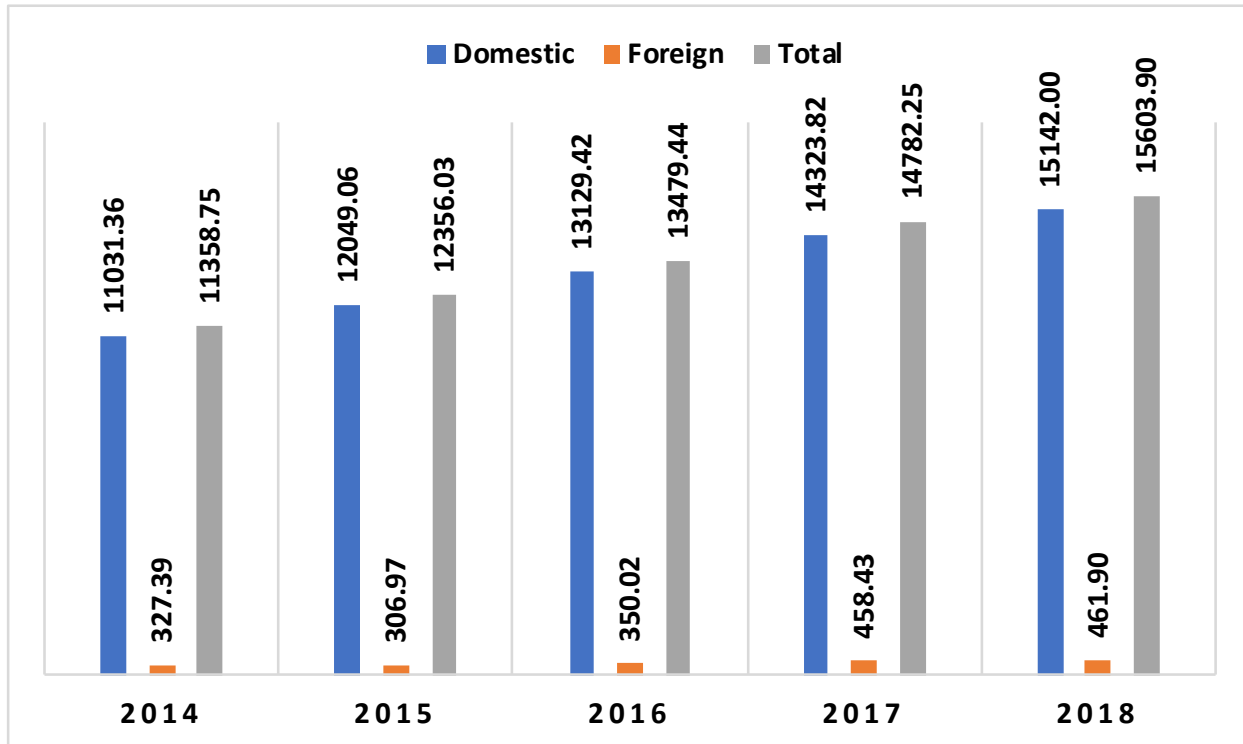
INFLOW OF MONEY THROUGH TOURIST SPENDING (EXPENDITURE) IN ODISHA

(Rs. in Crore)

Year	From Domestic Tourist			From Foreign Tourist	Grand Total
	Odisha	Other States/UT	Total		
2014	6618.51	4412.85	11031.36	327.39	11358.75
2015	7229.13	4819.93	12049.06	306.97	12356.03
2016	7877.33	5252.09	13129.42	350.02	13479.44
2017	8593.95	5729.87	14323.82	458.43	14782.25
2018	9084.90	6057.10	15142.00	461.90	15608.90

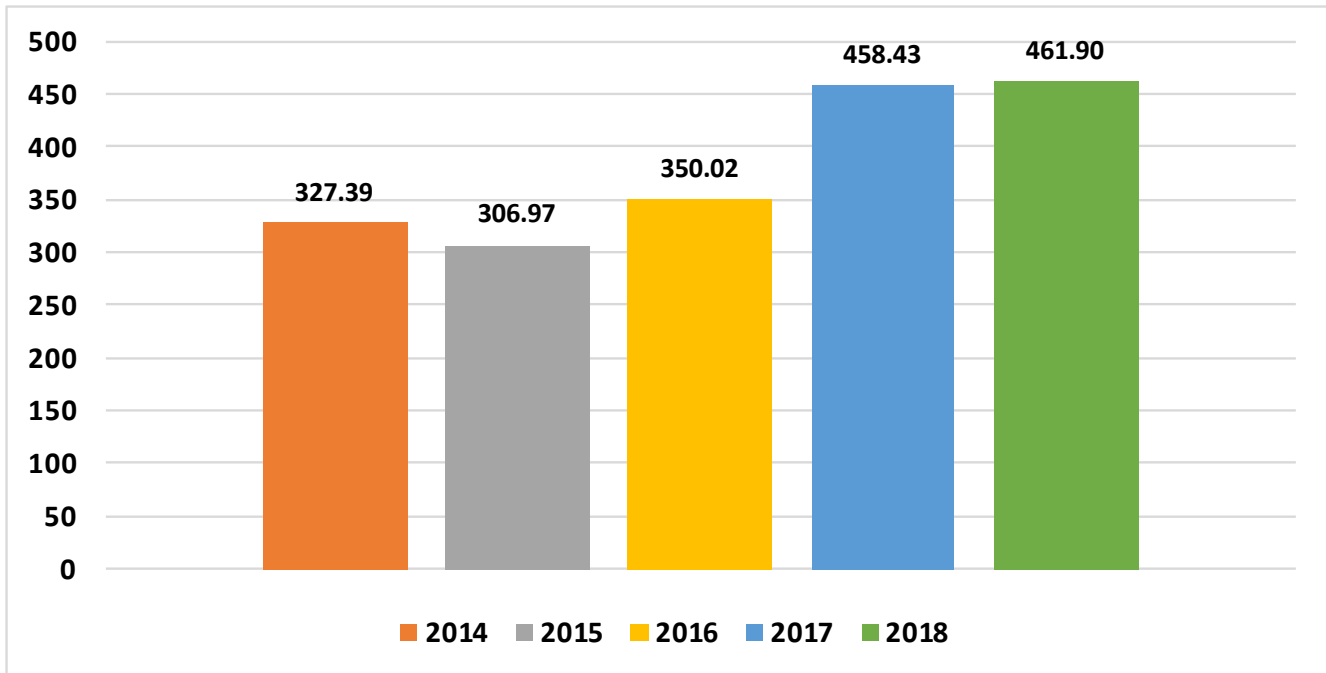
INFLOW OF MONEY THROUGH TOURIST SPENDING (EXPENDITURE) IN ODISHA

(Rs. In Crore)

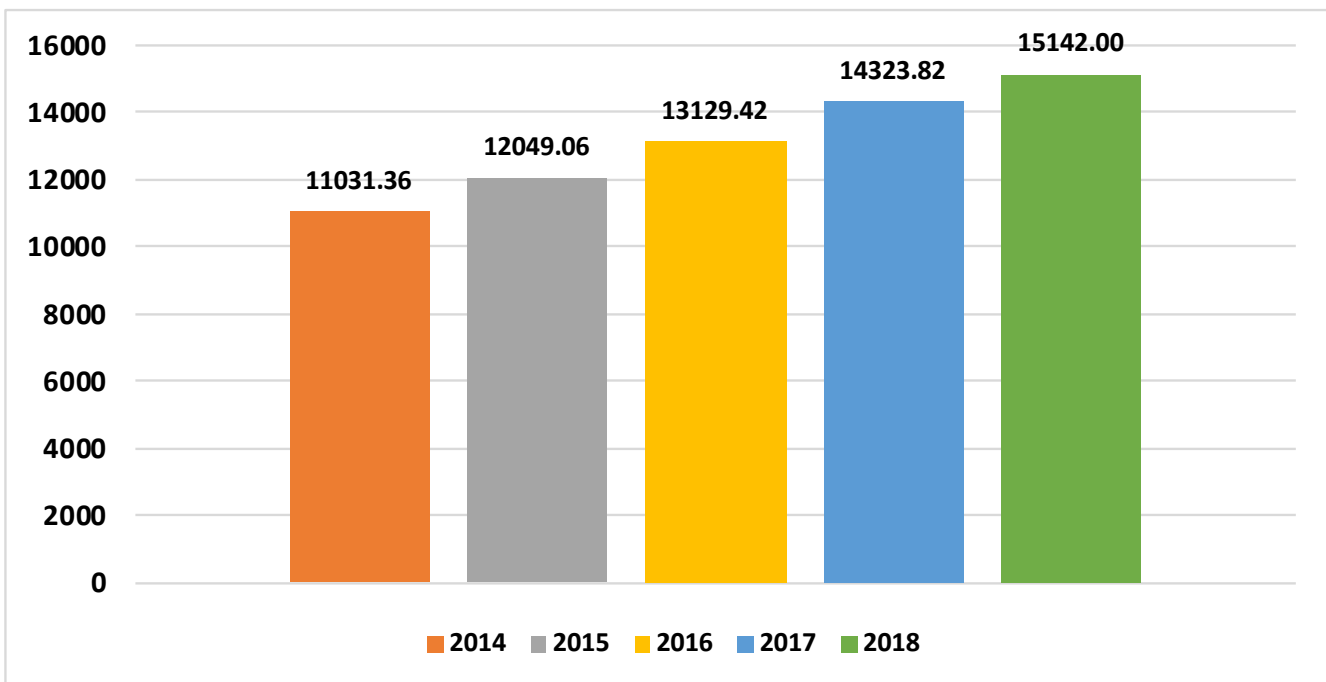




INFLOW OF MONEY THROUGH FOREIGN TOURISTS SPENDING (EXPENDITURE) IN ODISHA (Rs. In Crore)

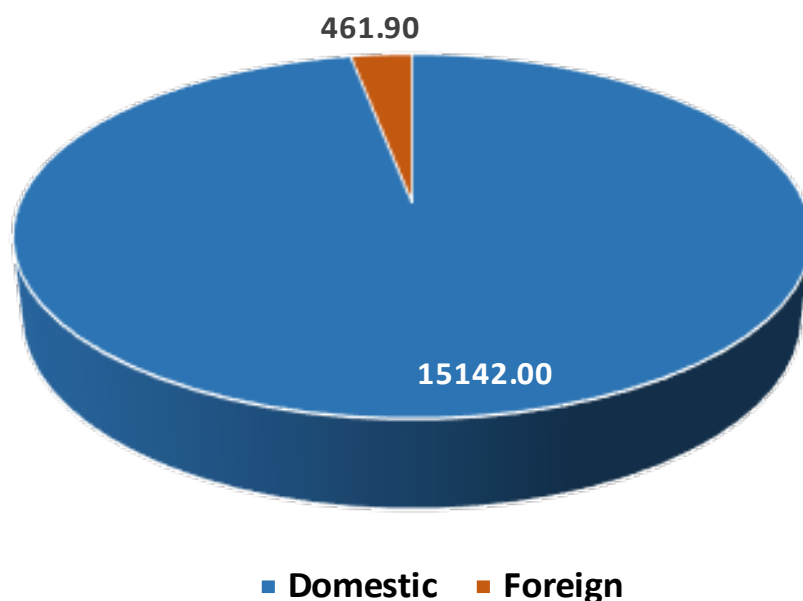


INFLOW OF MONEY THROUGH DOMESTIC TOURISTS SPENDING (EXPENDITURE) IN ODISHA (Rs. In Crore)



INFLOW OF MONEY THROUGH TOURIST SPENDING (EXPENDITURE) IN ODISHA DURING 2018

(Rs. In Crore)



INFLOW OF MONEY THROUGH TOURIST SPENDING (EXPENDITURE) IN ODISHA

FOREIGN TOURISTS ARRIVAL IN ODISHA / EARNINGS
(Inflow of Money through Tourist Expenditure) ODISHA Vis-a-Vis INDIA

Year	TOURISTS ARRIVAL			EARNINGS FROM TOURISTS ARRIVAL (Rs. in Crore)		
	India	Odisha	Share (in %)	Foreign Exchange Earnings	Inflow of Money through Tourist expenditure in Odisha	Share (in %)
2014	76,79,099	71,426	0.93	1,23,320	327.39	0.27
2015	80,27,133	66,971	0.83	1,26,211	306.97	0.24
2016	88,04,411	76,361	0.86	1,54,146	350.02	0.23
2017	1,00,35,803	1,00,014	0.99	1,77,874	458.43	0.25
2018	1,05,57,929(p)	1,10,818	1.05	1,94,882	461.90	0.24



TOURIST CENTRES OF ODISHA

(Identified by Tourism Department as on 31st March-2019)

Sl. No.	Name of the District	No. of Identified centre	Name of the Place
1	Angul	13	Angul, Banarpal, Bhimkand, Binikei, Bulajhar, Deulajhari, Handapapatrapada, Hingulapitha, Khuludi, Rengali, Talcher ,Tikarpada and Derjang.
2	Balangir	10	Balangir, Gaikhai M.I.P. , Harishankar, Jogisarada, Patnagarh, Ranipur-Jharial, Saintala , Turekela ,Bhimadunguri and Kumuda Pahad
3	Balasore	22	Ayodhya,Balaramgadi,Balasore,Bardhanpur,Bhusandeswar, Chandaneswar, Chandipur,Chasakhanda,Chowmukh Dagara, Includi, Kasaphal, Kupari, Langaleswar, Laxmananath, Panchalingeswar, Raibania, Remuna, Sajanagerh, Talasari , Tripisagadia , Gud & Tudugadia (sahidpitha)
4	Baragarh	10	Baragarh, Debrigarh, Devdarha, Gaisima, Ganiapali, Nrusimhanath, Papanga, Barapali , Chikhili & Bindhyabasini Hill (Pahad)-Giri Gabardhan Pitha-Baseikelagarh
5	Bhadrak	12	Aradi, Aharpada (Bhadrakali), Bhadrak, Chandabali, Dhamanagar, Dhamara, Guamala Nuasasan, Iswarpur (Dappanaikani) , Eram (Raktatirtha),Saheed Nagar(Lunia), Devi Patna Mangala - Devi Barahi and Gohiratikiri.
6	Boudh	03	Boudh, Charichhak (Purunakatak) and Charisambhu
7	Cuttack	28	Amageikuda, Ansupa, Banki, Bhattarika, Chhapachikana, Choudwar, Cuttack, Dhableswar, Kakudiapada, Kukudanga, Lalitgiri, Naraj, Nemala, Niali-Madhab, Paramahansa, Satakosia, Simhanath, Deojhar, Jayapur (Pragalapitha), Sapanpur , Damadamanipitha at Mangarajpur, Prasanna Purussottam Dev (Lord Jagannath Dev),Sri Sapneswar Dev, Sri Sri Ramanath Dev - Baidyanath Dev , Maninag Cave at Jalauka Hill , Baldev Jew - Hanuman Jew at Umar , Maa Dhakulei pitha at Pratapnagari and Satyabhamapur
8	Deogarh	02	Pradhanpat, Kailash
9	Dhenkanal	11	Dhenkanal, Joranda, Kapilas, Kualo, Ladagarh, Ramial, Saptasajya, Saranga, Bhuban , Brahmapura and Sapua
10	Gajapati	05	Gandahati, Harabhangi, Mahendragiri, Paralakhemundi, and Jeerango (Chandragiri) - Khasada waterfall.
11	Ganjam	22	Antarapada,Aryapalli, Athagada Patna, Berhampur, Buguda, Chilika (Rambha), Girisola, Gopalpur, Huma-Kantiagada, Jaugada, Kulada, Mahurikalua, Mantridi, Narayani, Nirmaljar, Pati-Sonapur, Potagarh, Taptapani , Taratarini, Ujjaleswar-Ghodahada Dam , Humari Tampara, and Nija Bankeswari
12	Jagatsinghpur	07	Garh Kujanga (KunjabeHari Matha), Jagatsinghpur, Jhankada, Paradeep , Paradeepgarh (Sandhakuda) , Chandapur and Siali Beach
13	Jajpur	19	Ashokajhar, Baruneswarpitha, Chandikhol, Chhatia, Gokarnika, Jajpur, Kuransa, Mahavinayak, Patharajpur, Ratnagiri - Udayagiri, Satyapira, Singhapur, Vyasa Sarobar (Jajpur Road), Langudi., Abhimanyu Samant Singhar Smruti Pitha, Neulapur-Tarapur-Deuli Panturi, Vajragiri-Galagali Sankha-Kantigadia, Kayama Radhanagar, and Olasuni-Gangi Hill
14	Jharsuguda	05	Gujapahar, Jharsuguda, Kuilighugar, Pikalghugar, and Vikramkhol.

Sl. No.	Name of the District	No. of Identified centre	Name of the Place
15	Kalahandi	17	Amathagarh, Ampani, Asurgarh, Belkhandi, Bhawanipatna, Dharmagarh, Gudahandi(Dokrichanchara), Jakam, Junagarh, Karlapat, Kusurla, Mardiguda, Phurlijharan, Rabandarh, Sapagaranda, Talguda and Thuamul-Rampur.
16	Kandhamal	06	Balaskumpa, Belghar, Chakapada, Daringibadi, Phulbani and Putudi.
17	Kendrapara	12	Aul.(Ali), Bhitarkanika, Kendrapara ,Tamala Sasan,Santhapura, Kudanagari, Sakhibata, Gadadhar Pitha, Karteswar Matha , Andhabara , Goteswar Pitha and Hukitola-Batighar
18	Keonjhar	16	Badaghagara, Deogaon (Kosalaswar), Ghatagaon, Gonasika, Gundichaghai, Hadagada, Handibhanga, Kanjipani, Keonjhar, Khandadhar, Murga Mahadev, Podasingidi (Garhchandi-Chakratirtha), Rajnagar, Sanaghagara, Sarai (Kesari Kunda) and Sitabinjhi.
19	Khurda	19	Atri, Banapur, Barunei (Khurda), Bhubaneswar, Bhusandapur, Chilika (Barkul), Dhauli, Gadamanatri, Hirapur, Jaydev Kenduli, Khandagiri - Udayagiri, Kosalasuni Thakuranipitha, Nandankanan, Rameswar, Mundiapada (Mandangiri) ,Salia Dam - Berbera Hills, ,Shree Ananta Purussottam Dev(Jagulai Patna) , Sankata Mochan Mahavir Temple and Shisu Ananta Pitha (Balipatna)
20	Koraput	13	Bagra, Deomali, Duduma (Machhakund), Gupteswar, Jalaput, Koraput, Nandapur, Suai , Sunabeda,Gulmi, Kechela, Raja Cave and Balda Cave.
21	Malkangiri	06	Balimela, Chitrakonda, Malkangiri, Motu, Raja-Rani Bandha and Satiguda.
22	Mayurbhanj	19	Bangiriposhi, Baripada, Bhimakunda, Bisoi, Deokunda, Haripur, Jamsola, Jashipur, Khiching, Kuchai, Kuliana, Manatri, Rairangpur, Similipal, Samibrukhyia , Suleipat.,Merumatha, Alkudar and Sitakunda
23	Nuapada	07	Budhikomna, Nuapada, Patalaganga, Patora, Sindursil, Thipakhol and Yogimath.
24	Nawarangpur	05	Kelia, Nawarangpur, Papadahandi, Podagarh and Umarkote.
25	Nayagarh	14	Baramul, Odagaon, Jamupatna, Kantilo, Kuturi, Kuanria, Nayagarh, Ranapur, Sarankul, Tarabalo, Udayapur ,Sidhamula,Panchupalli Pargana and Jogi Jogiani .
26	Puri	21	Astaranga, Balighai, Baliharachandi, Barala (Balunkeswar Pitha), Biswanath Hill, Beleswar, Brahmagiri, Chaurasi,Chilika (Satapada), Jahaniapira, Kakatpur, Konark, Kuruma, Manikapatna, Pipili, Puri, Raghurajpur, Ramachandi, Satyabadi (Sakhigopal) , Baligaon(Bhakta Dasia Smruti Pitha) and Maa Mangala Temple(Matrushaktipitha)
27	Rayagada	07	Bissam katak, Chatikona, Devagiri, Hatipathar (Rayagada), Minajhola, Niyamgiri Hills and Padmapur.
28	Sambalpur	07	Chipilima, Gudguda, Hiraakud, Huma, Kandhara, Sambalpur and Ushakothi (Badarama).
29	Subarnapur	07	Binika (Papakshya Ghat), Chandalipat Puja Dunguri, Charada, Khaliapalli, Kotsamalai (Patali Jagannath Pitha) Sonapur, Chudakhai Pahad.
30	Sundargarh	13	Chhatri Hill, Darjeeng, Deodaraha, Ghogar, Junagarh, Khandadhar, Mandira, Miriglotah, Rourkela, Sundargarh, Ushakothi, Vedavyasa and Amco-Simco .
	Total	358	



LIST OF ACCOMMODATION UNITS

(Operated by Department of Tourism)

Sl. No.	Name of Units	2014	2015	2016	2017	2018
		Rooms/ Beds	Rooms/ Beds	Rooms/ Beds	Rooms/ Beds	Rooms/ Beds
1	Panthatasala, Nrusinghnath	5/16	5/16	5/16	5/16	5/16
2	Tourist Complex, Atri	6/20	6/20	6/20	6/20	6/20
3	Yatrinivas – cum - Cyclone Shelter, Chandaneswar	10/20	10/20	13/20	13/20	13/20

TARIFF OF ACCOMMODATION UNITS

(Operated by Department of Tourism)

Sl No.	Name & Address of the Unit with Telephone No.	Rooms/Beds Type of Rooms	Tariff	Reservation Authority
1	Panthatasala, Nrusinghnath, P.O.-Paikmal, Dist-Baragarh. Ph. 06684-230436	5/16 Non A.C D.R-4 Dty.-1 (8 Beds)	Rs.300/- Rs.60/-per bed	ATO, Panthatasala, Nrusinghnath, P.O-Paikamal, Dist-Baragarh. Ph-06684-230436, Tourist Officer, Sambalpur. Ph:-0663-2411118
2	Tourist Complex, Atri Dist:-Khurda	6/20 N A.C D.R -4, Dty-2 (6 beds each)	Rs.300/- Rs.60/- per bed Rs. 5/- entry fee	Tourist Officer, Khurda At : Tourist Bathing Complex, Atri Po : Baghamari Dist : Khurda.
3	Yatrinivas-cum-Cyclone Shelter, Chandaneswar, Dist. Balasore	10/20 Non A.C D.R-10	Rs. 300/-	Tourist Officer, Balasore, Ph :06782-262048

ABBREVIATION

D.R	:	Double Bedded Room	Dty. :	Dormitory
T.R	:	Three Bedded Room.	Non A.C :	Non Air Conditioner
F.R	:	Four Bedded Room	Ph. :	Telephone
A.C	:	Air Conditioner		

LIST OF ACCOMMODATION UNITS

(Operated by OTDC Ltd.)

SL No.	Name of Units	2014	2015	2016	2017	2018
1	Panthanivas, Bhubaneswar	54/108	54/108	54/108	54/108	54/108
2	Panthanivas, Puri	54/118	54/118	49/108	54/118	54/118
3	Panthanivas, Rambha	18/44	18/44	18/44	18/44	18/44
4	Panthanivas ,Taptapani	11/28	11/28	11/28	11/28	11/28
5	Panthanivas, Cuttack	28/56	28/56	28/56	28/56	28/56
6	Panthanivas, Barkul	35/72	35/72	35/72	35/72	35/72
7	Panthanivas, Chandipur	41/94	41/94	41/94	41/94	41/94
8	Panthanivas, Sambalpur	34/68	34/68	34/68	34/68	34/68
9	Panthanivas, Rourkela	32/68	32/68	32/68	32/68	32/68
10	Panthanivas, Gopalpur	16/36	16/36	16/36	16/36	16/36
11	Panthanivas , Paradeep	09/18	09/18	09/18	09/18	09/18
12	Panthanivas,(TRC) Balasore	08/16	08/16	08/16	08/16	08/16
13	Panthanivas,(TRC) Keonjhar	14/28	14/28	14/28	14/28	14/28
14	Panthika ,Dhuli	3/6	3/6	3/6	3/6	3/6
15	Panthika, Khandagiri	4- CH	4- CH	4- CH	4- CH	4-CH
16	Panthatasala , Chandaneswar	29/58	29/58	29/58	29/58	29/58
17	Panthatasala , Panchalingeswar	30/70	30/70	30/70	30/70	30/70
18	Yatrinivas, Konark	46/100	46/100	46/100	46/100	46/100
19	Yatrinivas, Satapada	25/50	46/100	46/100	46/100	46/100
20	Aranyanivas, Chandbali	16/38	16/38	16/38	16/38	16/38
21	Panthanivas, Bhadrak	-	-	-	-	20/40
	Total	503/1076	503/1076	498/1066	503/1076	523/1116



TARIFF OF ACCOMMODATION UNIT (Operated by O.T.D.C. Ltd)

Sl No.	Name & Address of the Unit (with Telephone)	No. of Rooms/Beds Type of Rooms	Tariff. 1st Oct to 30th Jun in Rs.	Tariff 1st Jul to 30th Sept in Rs.	Facilities
1	Panthanivas, Lewis Road, Bhubaneswar PIN-751014, Ph.0674- 2432314 /2432515 Check out Time 8 A.M odtc@pathanivas.com	54/108 A.C DR- Dlx 38 A.C DR 16 AC Conf hall- 4 hrs for 8 hrs Convention Hall- 4hrs For 8 hrs	2,300/- 1,600/- 4,850/- 7,250/- 12,000/- 18,000/-	2,100/- 1,600/- 4,400/- 6,600/- 11,000/- 16,500/-	AC Restaurant, AC Conf. Hall, TV, EPABX, D.G. Set, Conducted Sight Seeing Tour / Car & Bus on rental. (Room tariff includes complementary Bed Tea & Breakfast)
2	Panthanivas, Chakratirtha Road, Puri PIN-752001 Ph. 06752-222562 /222740 Check out Time 8 A.M. odtc@pathanivas.com	52/114 Suite -04 AC DR Dlx-11 AC DR - 31 AC-FR - 04 Non AC DR(S)-01 Non AC FR -01 AC-Conf Hall (60pax) for 4 hrs for 8 hrs	4,100/- 3,100/- 2,300/- 4,200/- 1300/- 1,700/- 8,000/- 10,000/-	4,100/- 3,100/- 2,300/- 4,200/- 1300/- 1,700/- 8,000/- 10,000/-	AC Restaurant, Bar, TV, EPABX, D.G. Set, Conducted Sight Seeing Tour, Garden Snack Bar. (Room tariff includes complementary Bed Tea & Breakfast)
3	Panthanivas, Rambha, Dist. Ganjam PIN-761028 Phone-7683850403 Check out Time 12 Noon odtc@pathanivas.com	24/48 AC Cottage- 06 AC.DR Deluxe - 02 AC DR- 09 Non-AC DR -07 Non AC Conf. Hall-	3,200/- 2,200/- 1,750/- 990/- 1,800/-	2,900/- 1,750/- 1,400/- 800/- 1,650/-	Restaurant, EPABX, TV, Non AC Conf Hall, Leisure platform with swing for children. (Room Tariff includes Bed Tea & Breakfast)
4	Panthanivas, Taptapani, Pudamari, Dist.-Ganjam PIN-761014 Ph. 06816-255031 06814-211631 Check out Time 8 A.M. odtc@pathanivas.com	11/28 Log House-03 Dlx Suite -02 AC DR -01 AC FR -01 Non AC DR-02 Non AC FR- 02	2,850/- 3,600/- 1,350/- 2,100/- 1,100/- 1,600/-	2,600/- 3,300/- 1,250/- 1,900/- 1,000/- 1,450/-	Restaurant, TV, EPABX Hot sulphur water in bath rooms, Way side amenities center with Restaurant. (Room Tariff includes Bed Tea & Breakfast)
5	Panthanivas, Cuttack, Buxi Bazar, Cuttack PIN-753001 Ph. 0671-2306867 / 2306916 Check out Time 8 A.M odtc@pathanivas.com	28/56 AC DR Dlx.-04 AC DR - 19 Non AC DR-05 A/C Conf. Hall-4 hrs For 8 hrs	2200/- 1,700/- 800/- 3,000/- 4,250/-	2000/- 1500/- 750/- 2,750/- 3,850/-	AC Restaurant, AC Conf Hall, TV, EPABX, D.G. Set. (Room Tariff includes Bed Tea & Breakfast)
6	Panthanivas, Barkul, Balugaon PIN-752030 ist.-Khurda. Ph. 06756-257488 /257388 Check out Time 8 A.M odtc@pathanivas.com	35/72 AC Cottage-14 AC DR.Dlx -08 Non AC DR-12 Non A.C FR-01 N. AC Conf Hall For -8hrs	2,500/- 2,200/- 1000/- 1,450/- 4,250/-	2,300/- 2,000/- 900/- 1,350/- 3,850/-	Restaurant, EPABX, TV, D.G. Set, Water Sports, Cruising, (Room Tariff includes Bed Tea & Breakfast)

Sl No.	Name & Address of the Unit (with Telephone)	No. of Rooms/Beds Type of Rooms	Tariff. 1st Oct to 30th Jun in Rs.	Tariff 1st Jul to 30th Sept in Rs.	Facilities
7	Panthanivas, Chandipur, Dist. Balasore PIN-756025 Ph. 06782-270051 /270151 Tel-Fax – 06782 270065 Check out Time 8A.M. odtc@pathanivas.com	41/94 Suite -12 AC Dlx-03 AC DR-07 AC FR-2 Non AC DR-13 Non A/C FR-2 AC Conf. Hall - 4hrs 8hrs	3000/- 2000/- 1,500/- 2500/- 1100/- 1500/- 4000/- 6000/-	2850/- 1800/- 1,350/- 2300/- 1000/- 1300/-	Restaurants, TV, D.G. Set, Conducted Sight Seeing Tours, Conf Hall, EPABX, H&C, Fast Food Counter on Beach. (Room Tariff includes Bed Tea & Breakfast)
8	Panthanivas, Sambalpur, Brooks Hill, Sambalpur PIN-768001 Ph. 0663-2411282 / 2411296 Check out Time 12 Noon odtc@pathanivas.com	34/68 AC Dlx.-08 AC DR(Big Room)-11 AC DR(Small Room)-09 Non AC DR-06 AC Conf Hall – I for 4hrs for 8 hrs AC Conf Hall – II for 4hrs for 8 hrs	1600/- 1400/- 1100/- 800/- 2100/- 2500/- 6000/- 8000/-	1500/- 1300/- 1000/- 750/- 1900/- 2300/- 6000/- 8000/-	AC Restaurant, Bar, AC Conf Hall, TV,DG Set. EPABX, Garden Snack Bar, Conducted Sight Seeing Tours. (Room Tariff includes Bed Tea & Breakfast)
9	Panthanivas,Rourkela, Sector-5,Rourkela PIN-769005 Ph. 0661-2643280 / 2646568 Check out time 8 A.M odtc@pathanivas.com	32/68 Dlx Suite-3 AC DR Dlx.-4 AC DR-23 Non AC FR-2 AC Conf. Hall - 4 hrs For 8 hrs	2400/- 1500/- 1300/- 1300/- 4,850/- 7,850/-	2200/- 1400/- 1200/- 1200/- 4,400/- 7,150/-	AC Restaurant & Bar, TV, EPABX, D.G. Set. AC Conf. Hall (Room Tariff includes Bed Tea & Breakfast)
10	Panthanivas, Gopalpur, Dist-Ganjam. Ph. 0680-2343931 Check out time 8 A.M Email: odtc@pathanivas.com	22/48 AC Cottage- 8 Suit - 6 AC DR - 3 Non AC DR - 6 Dty : 1 (6 Beds) Per bed AC Conference Hall for 4 hrs for 8 hrs	3200/- 2400/ 1300/- 800/- 350/- 3500/- 6000/-	2,900/- 2200/- 1200/- 750/- 330/-	Restaurant, CH, PP, H & C. (Room Tariff includes Bed Tea & Breakfast)
11	Panthika, Dhauri, Dist. Khurda Check out time 8 A.M odtc@pathanivas.com	3/6 AC DR- 2 Non AC DR -1	1,500/- 800/-	1,350/- 750/-	Restaurant. (Room Tariff includes Bed Tea & Breakfast)



Sl No.	Name & Address of the Unit (with Telephone)	No. of Rooms/Beds Type of Rooms	Tariff. 1st Oct to 30th Jun in Rs.	Tariff 1st Jul to 30th Sept in Rs.	Facilities
12	Panthanivas, Near Police Line, Balasore. Ph. 06782-240697 Check out time 8 A.M odtc@pathanivas.com	8/16 AC Dlx-1 AC DR-3 Non AC-DR-4 AC Conf. Hall : For 4 hrs For 8 hrs	1,300/- 1,100/- 650/- 1,800/- 2,400/-	1,200/- 1,000/- 600/- 1,650/- 2,200/-	Restaurant , AC Conf. Hall (Room Tariff includes Bed Tea & Breakfast)
13	Panthanivas, Paradeep Near Circuit House Paradeep. Ph. 06722-222275 Check Out- 8 A.M odtc@pathanivas.com	12/24 AC Suit- 3 AC DR - 9	1800/- 1400/-	1600/- 1200/-	Restaurant, TV etc. D. G set (Room Tariff includes Bed Tea & Breakfast)
14	Yatrinivas, Konark. At/PO: Konark Dist. Puri PIN-752111 Ph. 06758-236820 Check Out- 12 noon odtc@pathanivas.com	46/100 Suite-2 AC Dlx-16 AC DR-24 AC FR-4 AC Conf. Hall : For- 4 hrs For- 8 hrs Convention Hall : For -4 hrs For -8 hrs	4000/- 2,300/- 1,400/- 2100/- 4,850/- 7,250/- 12,000/- 18,000/-	3,700/- 2,100/- 1,200/- 2100/- 4,400/- 6,600/- 11,000/- 16,500/-	Restaurant, AC Conf. Hall Convention Hall (Room Tariff includes Bed Tea & Breakfast)
15	Yatrinivas, Satapada, Via- Brahmagiri, Dist. Puri PIN-752001 Ph. 06752-262077 Check Out- 9 AM odtc@pathanivas.com	25/50 Suite -2 AC DR-20 Non AC DR-3 AC Conf. Hall -	2,150/- 1,500/- 6,550/- 1,800/-	1,950/- 1,350/- 600/- 1,650/-	Restaurant, Boating Facility etc. AC Conf. Hall (Room Tariff includes Bed Tea & Breakfast)
16	Panthatasala, Panchalingeswar P.O.:Shyamsundarpur, Via:Rajnilagiri, Dist: Balasore Ph. 06782-211959 Check Out-12 noon odtc@pathanivas.com	30/70 AC Suite -10 AC DR- 2 Non AC DR-15 Non AC FR-2 Dty-1(8 beds) Per Bed	2,150/- 1,500/- 900/- 1,600/- 330/-	1,950/- 1,350/- 850/- 1,450/- 300/-	Restaurant (Room Tariff includes Bed Tea & Breakfast)
17	Panthatasala, Chandaneswar, At-Talsari PO-Chandaneswar Dist. Balasore PIN-756085 Ph. 06781-232528 Check Out- 9 A.M. odtc@pathanivas.com	29/58 Suite-12 AC DR-8 Non AC DR-9 AC Conference Hall For 4 hrs For 8 hrs	2500/- 1700/- 900/- 5000/- 8000/-	2200/- 1500/- 850/-	Restaurant. (Room Tariff includes Bed Tea & Breakfast)

Sl No.	Name & Address of the Unit (with Telephone)	No. of Rooms/Beds Type of Rooms	Tariff. 1st Oct to 30th Jun in Rs.	Tariff 1st Jul to 30th Sept in Rs.	Facilities
18	Aranya Nivas, Chandabali, Dist. Bhadrak. Ph. 06786-220397 Check Out- 12 noon. odtc@pathanivas.com	16/38 AC DR -11 Non AC DR-4 Dty- 1 (8 beds) Per Bed	1700/- 900/- 350/-	1500/- 850/- 300/-	Restaurant (Room Tariff includes Bed Tea & Breakfast)
19	Panthanivas, Keonjhar At- Judia, Keonjhar. PIN-758002 Ph. 06766- 253603/9238211629 Check Out- 8A.M. odtc@pathanivas.com	14/28 A.C Dlx Suite-1 AC Dlx-1 AC.DR-12 AC Conf. Hall : For 4 hrs For 8 hrs	2300/- 1,500/- 1200/- 1500/- 2500/-	2000/- 1,350/- 1100/- 1400/- 2300/-	AC Conf. Hall Restaurant. (Room Tariff includes Bed Tea & Breakfast)
20	Panthanivas, Baripada At- Murgabadi, Baripada, Dist:- Mayurbhanj PIN-757001 Check Out Time 12 Noon odtc@pathanivas.com	10/20 AC DR -10 Non AC Conference Hall: For 4 hrs For 8 hrs	14300/- 2,200/- 3,300/-	1,300/- 2,000/- 3,000/-	Restaurant, PP, H & C DG Set, Cable TV, (Room Tariff includes Bed Tea & Breakfast)
21	Panthanivas, Bhadrak At- Motel Chhak, Bhadrak Dist.-Bhadrak Pin- 756001 Check Out Time 8 AM odtc@panthanivas.com	20 40 AC Delux - 20 AC Coference Hall : For 4 hrs 8 hrs	1,500/- 6,000/- 10,000/-	1,500/-	Restaurant, PP, H&C DG Set, Cable TV (Room Tariff includes Bed Tea & Breakfast)

HOW TO BOOK :

ONLINE BOOKING

www.visitortour@odishatourism.gov.in
Toll Free Number- 1800 208 1414
(Manager of Respective Panthanivas & Govt.
of Odisha Tourist Offices)

INSTANT RESERVATION :

- Govt. of Odisha Tourist Office, Utkal Bhawan,
55 ,Lenin Sarani, Kolkata
Phone (033) 22493653 / 22654556.
- Govt. of Odisha Tourist Office, B /4 Emporia
Complex, Baba Kharag Singh Marg, New Delhi
Ph : (011) 23364580

- Govt. of Odisha Tourist Office, Tamilnadu
Tourism Complex, Ground Floor, Kalai Vanar,
Arangam, Wallajah Road, Chennai-600002,
Ph.{044}25360891
- OTDC Head Office, Panthanivas, Lewis Road,
Bhubaneswar
Central Reservation Counter:-
Ph.(0674)2430764, Fax {0674}2431053/
E-mail: otdc@panthanivas.com
Website : www.panthanivas.com

**Tariff & other factual information subject to
change without prior notice.**

N.B. The tariff includes complementary Bed Tea & Breakfast.

Extra Bed per person @ Rs.250/- only for Non AC Room & Rs.450/- for AC Room

Special offer 40% discount for Day visitors from 8AM to 6PM. (subject to availability of Rooms on the spot).

Special discount 10% for repeat visitors, Sr.Citizens, Students & Physically handicapped persons.

- Credit & Debit Card are also accepted in selected Units.



AVERAGE PERCENTAGE OF HOTEL OCCUPANCY

Sl.No.	Name of Place	2014	2015	2016	2017	2018
1	Puri	79	83	83	76	80
2	Bhubaneswar	78	74	77	73	79
3	Konark	40	39	41	43	45
4	Berhampur	63	64	69	76	81
5	Gopalpur	42	42	47	44	42
6	Chilika Area	43	43	46	50	52
7	Cuttack	62	62	67	70	75
8	Balasore	78	82	85	81	85
9	Chandipur	72	73	72	69	70
10	Dhenkanal	35	39	37	40	42
11	Angul	35	30	45	31	31
12	Baripada	61	61	62	65	65
13	Keonjhar	54	53	54	59	70
14	Rourkela	60	63	58	62	67
15	Sambalpur	59	59	60	62	64
16	Jharsuguda	43	37	36	38	37
17	Bolangir	58	58	60	58	59
18	Koraput	62	64	60	58	61
19	Jeypore	65	61	61	64	67
20	Rayagada	59	55	57	60	64
21	Phulbani	48	53	49	53	57
22	Bhawanipatna	66	52	60	53	55
23	Bhadrak	45	43	44	46	50
24	Malkangiri	61	60	66	60	53
25	Nawarangpur	87	74	65	57	56
26	Boudh	76	88	90	86	83
27	Sonepur	47	48	49	50	56
28	Baragarh	41	34	34	37	39
29	Nayagarh	60	62	64	67	74
30	Paradeep	31	29	34	31	32
31	Paralakhemundi	60	67	79	82	84
32	Deogarh	30	28	31	38	41
33	Jajpur Road	48	43	57	59	63
34	Sundargarh	70	65	61	67	56

GOVERNMENT OF ODISHA TOURIST OFFICES

<p>New Delhi Utkalika, B/4, Baba Kharak Singh Marg New Delhi, PIN : 110 001, Tel / Fax : 011-23364580 oritourdelhi@gmail.com</p>	<p>Cuttack Adjacent to Panthanivas Buxi Bazar, Cuttack, PIN : 753 001 Tel : 0671-2305225 oritourcuttack@gmail.com</p>
<p>Kolkata Utkal Bhawan, 55-Lenin Sarani, Kolkata, PIN-700 013, Tel: 033-22493653 orissatourismkolkata@gmail.com</p>	<p>Dhenkanal District Library, Near Head Post Office, PO / Dist : Dhenkanal Tel : 06762-221031 PIN : 759001 oritourdhenkanal@gmail.com</p>
<p>Chennai Tamilnadu Tourism Complex, Near Kalaivanar Arangam, No-2-Wallajah Road, Chennai PIN - 600 002, Tel/ Fax: 044-25360891/25360952 odishatourismchennai@gmail.com</p>	<p>Keonjhar Panthanivas Complex, Judia, NH-6, P.O./Dist : Keonjhar, PIN-758002, Tel: 06766-253603 oritourkeonjhar@gmail.com</p>
<p>Balangir Dist.Tourism Centre, Titilagarh Road Balangir, PIN - 767001 Tel : 06652-232432 oritourbalangir@gmail.com</p>	<p>Konark Open Air Auditorium (OAA) Konark, Dist : Puri , PIN - 752111 Tel: 06758-236821 oritourkonark@gmail.com</p>
<p>Baripada Baghra Road, Near Pvt.Bus Stand ,Baripada Dist- Mayurbhanj PIN : 757001, Tel: 06792-252710 oritourbaripada@gmail.com</p>	<p>Koraput At- Collectorate ,Koraput P.O /Dist- Koraput PIN : 764 020 Tel Fax : 06852-250318 touristofficekoraput@gmail.com</p>
<p>Berhampur At/PO-Hill Patna Post Office, In front of NCC Office, Berhampur Dist : Ganjam PIN : 764005, Tel/ Fax: 0680-2222980 oritourberhampur@gmail.com</p>	<p>Kandhamal Narayani Road, (in front of Carmel School) Phulbani, Dist- Kandhamal. Tel: 06842-253748 PIN-762001 oritourkandhamal@gmail.com</p>
<p>Kalahandi Bhawanipatna, Dist : Kalahandi PIN-766001, Tel : 06670-230402 oritourkalahandi@gmail.com</p>	<p>Puri Chakra Tirtha Road, Near Banki Muhana, Puri PIN : 752002 Tel: 06752-222664 oritourpuri@gmail.com</p>
<p>Bhubaneswar 2nd floor , Paryatana Bhawan, Lewis Road, Bhubaneswar PIN - 751014, Tel: 0674-2431299 oritourbhubaneswar@gmail.com</p>	<p>Rourkela TRC Building, Panthanivas Complex, Sector-5, Rourkela, Dist : Sundargarh. PIN-769002 Tel: 0661-2640885 Tel/ Fax : 0661-2640646 oritourrourkela@gmail.com</p>



<p>Balasore Panthanivas Building Police Line, Balasore PIN-756001, Tel: 06782-262048 Tel / Fax-06782-260508 oritourbalasore@gmail.com</p>	<p>Sambalpur Panthanivas, Sambalpur, PIN-768001 Tel: 0663-2411118 oritoursambalpur@gmail.com</p>
<p>Bhadrak Motel Chhak, Mathasahi, Bhadrak PIN-756001 oritourbhadrak@gmail.com</p>	<p>Jajpur Biraja Panthasala PO : Devidwar, Dist : Jajpur PIN : 755007 oritourjajpur@gmail.com</p>
<p>Angul At : District Library, PO/Dist : Angul PIN : 759122 oritourangul@gmail.com</p>	<p>Jagatsinghpur At : Collectorate PO/Dist:- Jagatsinghpur, PIN-754 103 oritourjagatsinghpur@gmail.com</p>
<p>Gajapati At : B.N. Palace, PO : Paralakhemundi, Dist : Gajapati PIN : 761200 oritourgajapati@gmail.com</p>	<p>Nayagarh At : DRDA Complex, PO/Dist : Nayagarh PIN-752069 oritournayagarh@gmail.com</p>
<p>Rayagada At : Collectorate PO/Dist : Rayagada PIN : 765001 oritourrayagada@gmail.com</p>	<p>Deogarh At : Collectorate (Reading Room-cum-Library I & PR Deptt.) P.O/Dist : Deogarh PIN : 768108 oritourdeogarh@gmail.com</p>
<p>Baragarh At : Collectorate , PO/Dist : Baragarh, PIN : 768028 oritourbaragarh@gmail.com</p>	<p>Subarnapur At : Collectorate , PO/Dist : Subarnapur , PIN : 767017 oritoursubarnapur@gmail.com</p>
<p>Kendrapara At : TRC Shyamsundarpur PO/Dist : Kendrapara, PIN-2754211 oritourkendrapara@gmail.com</p>	<p>Boudh At : Collectorate PO/Dist : Boudh oritourboudh@gmail.com</p>
<p>Khordha At : Old Collectorate Building PO : Palla. Dist: Khordha PIN-752056 oritourkhurda@gmail.com</p>	<p>Nuapada At : Collectorate, P.O/Dist : Nuapada, PIN : 766105 oritournuapada@gmail.com</p>
<p>Jharsuguda At : Collectorate, P.O/Dist : Jharsuguda PIN : 768204 oritourjharsuguda@gmail.com</p>	<p>Nabarangapur At : Collectorate, P.O/Dist : Nabarangapur PIN : 764059 oritournabarangapur@gmail.com</p>
<p>Malkangiri At : Collectorate P.O/Dist : Malkangiri, PIN : 764048 oritourmalkangiri@gmail.com</p>	

GOVERNMENT OF INDIA TOURIST OFFICE

2nd Floor, Paryatan Bhawan, Bhubaneswar. PIN:-751014

Ph:- 2432203, Tel FAX :0674-2435487,

Email:-itobbs@nic.in, itobbsr@gmail.com.

Website : odishatourism.gov.in, www.incredibleindia.org.

OTHER TOURIST INFORMATION COUNTERS(IN CITY)

MUMBAI

Govt. of Odisha Tourist Information Counter,
Vashi, Navi Mumbai (Maharashtra)

RAIPUR

BR-5,RDA Building,Sharada Chowak
Raipur (Chattisgarh) PIN:- 400092

TOURIST INFORMATION COUNTER (IN RAILWAY STATION)

BHUBANESWAR

Railway Station Platform No.1,
Ph-0674-2532533

PURI

Railway Station

HOWARH (WEST BENGAL)

Railway Station
Platform No 21
Ph: 033-26411431.

VIJAYNAGARAM (ANDHRA PRADESH)

Railway Station

AIRPORT

BHUBANESWAR

Bijupatnaik International Airport
Ph- 0674-2595659



ODISHA
INDIA'S BEST KEPT SECRET.

**TOURIST
PROFILE
SURVEY
HIGHLIGHTS**
DURING PEAK &
LEAN SEASON
2018-19



Sample Size	Domestic Lean: 4028 Peak: 3911 Total: 7939		Foreign Lean: 451 Peak: 932 Total: 1383
Average Duration of Stay	Domestic	Lean Season: 3 days Peak Season: 4.5 days	Total Average: 3.75 days
	Foreign	Lean Season: 12.5 days Peak Season: 7 days	Total Average: 9.75 days
Average Tourist Spending: (Per day per head)	Domestic: Rs. 2655 /-		Foreign: Rs. 4275/-
Main Purpose of Visit:	Foreign Tourist: Holidaying, Business & Official (74%)		
	Domestic Tourist: Holidaying, Business & Official (84%)		
Source of Motivation:	Foreign Tourist		Domestic Tourist
	42% Previous experience 12% By their friends & relatives		46% Previous experience 17% By their friends & relatives
Mode of Arrival:	Domestic		Foreign
	By Air : 11% By Rail : 76% By Road: 13%		By Air : 81% By Rail : 14% By Road : 05%
Area of Spending:	Foreign Tourist		Domestic Tourist
	Accommodation : 68% Food & Beverage : 12% Shopping : 14% Transport & Sightseeing : 6%		Accommodation : 52% Food & Beverage : 16% Shopping : 20% Transport & Sightseeing: 12%
Repeat Visitors:	Domestic: 67% Foreign:47%		



LIST OF EXCURSION AGENCIES RECOGNISED BY THE TOURISM DEPARTMENT

Sl. No.	Name of the Agency	Address	Govt. approval No. & Date	Remarks
KHURDA				
1	Odisha Tourism Development Corporation Ltd.	Lewis Road Bhubaneswar- 751014 Ph: 0674-2431515, Fax: 0674- 2431053 Email: otdc@panthanivas.com . Website:- www.otdc.in / www.panthanivas.com	5537/TSM dt.11.06.1997	-
2	M/s. Swosti Travels Pvt. Ltd.	103, Janpath, Bhubaneswar-751001. Ph: 0674-2536228/2536773, FAX: 0674-25356781. Email: gmst@swosti.com www.swosti.com / www.orissatravels.com	8383/TSM dt.25.08.2016	-
3	M/s. Gayatri Travels	Plot No.179, Shraddhanjali Road-8, Unit-9, Bhubaneswar-751007 Ph: 0674-2391447 M: 9338888701/02	8611/TSM dt.30.07.2015	-
4	M/s. ECSELS, The Travel Agency Pvt. Ltd.	B/23, Saheed Nagar, Market Building, Bhubaneswar-751007 Ph: 0674- 2547339 FAX: 0674-2547853 Website:- www.etholidays.com	4700/TSM dt.28.3.2016	-
5	M/s. Greenline Tours & Travels	C/42, Saheed Nagar, Market Building, Bhubaneswar-751007, Ph:0674-2542203 Mob:- 9937232253 E-mail- greenlineunit@rediffmail.com	7381/TSM dt.29.06.2015	-
6	M/s. Grand Tours & Travels	Metro House,1 st Floor, Near Vani Vihar Traffic Square, Saheed Nagar, Bhubaneswar-751007 Ph: 0674 2541956/2546412/ 9861103160 FAX: 0674 2546412 Mail: grandtourstravels@rediffmail.com	2361/TSM dt.23.02.2011	-
7	M/s. Lipsha Travels	A-209, Nirmala Plaza, 1- A Forest Park, Bhubaneswar-751009, Ph: 0674 2595846/2595848 FAX: 0674 2595081 E-mail: info@lipshatravels.in , lipshatravels@gmail.com Website: www.lipshatravels.in	12983/TSM dt.23.12.2016	-
8	M/s. Toshali Tours & Travels	C/ 41, Market Building, Saheed Nagar, Bhubaneswar-751007 / Ph: 0674-2547720, 2547074, 2547074 E-mail: bhubaneswar@toshali.in Website: www.toshalitours.com ; www.toshaliholidays.com ; www.orissatourism.org	2652/ TSM. dt.26.02.2011	-
9	M/s. Alternative Tours Pvt. Ltd.	Room No.5, BDA Market Complex, Pallaspalli, Bhubaneswar-751020 Ph: +91-674 2590830/ 2593463 Fax: +91-674 2590819 E-mail: travclub@cal2.vsnl.in Website: www.travelclubindia.com	8388/TSM dt.25.08.2016	-

Sl. No.	Name of the Agency	Address	Govt. approval No. & Date	Remarks
10	M/s. Eastern Risen Expedition Pvt. Ltd.	Plot No. 1267/2376, (Ground Floor), Canal Road, Bomikhal (Gobind Prasad), P.S-Laxmisagar Bhubaneswar - 751 006 Phone: +91-674-2578275/6574495 Email : info@easternrisen.com Webiste : www.easternrisen.com	8399/TSM dt.25.08.2016	-
11	M/s. Akash Travels	Odisha Co-operative Housing Complex, 24 Janpath, Unit-III, Bhubaneswar-751002 Ph: 06742396560/ 9238500291	8621/TSM, dt.30.07.2015	-
12	M/s. Sand Pebbles Tours & Travels	N-5/17 Acharya Vihar, Bhubaneswar-751013, Ph: +91 - 674 2567120, 6574661, 6532550 FAX: +91-674- 2567120 Email : tours@sandpebblestours.com , alok@sandpebblestours.com , dhiren@sandpebblestours.com , sales@sandpebblestours.com Website : www.sandpebblestours.com , www.bhitarkanikanationalpark.com	8606/TSM dt.30.07.2015	-
13	M/s. Sea Pearls Tours & Leisures	222/1, Shastri Nagar, Bhubaneswar-751001 Fax: +91-674- 2420496 E-mail: seapearlindia@yahoo.in	10408/TSM dt.27.12.2010	-
14	M/s. Banadurga Travels	E-A/30, Stage-1, Laxmi Sagar Brit Colony, Bhubaneswar-751006 Mob: +91-9776887789/ 9937914334	12879/TSM dt.23.11.2012	-
15	M/s. Jyoti Malati Travels	VIM-709, AT/P.O. Sailashree Vihar, Bhubaneswar-751021 Mobile: +91-9937815730	12899/ TSM, dt.23.11.2012	-
16	M/s. Kalinga Caps Tour & Travels Pvt. Ltd.	163 District Centre, C.S Pur, Bhubaneswar-751016 Ph: 0674-3272104/2743445 E-mail: suhasafarindia@yahoo.in Website; www.suhasafarindia.com	12905/TSM dt.23.11.2012	-
17	M/s. Lucky Tours & Travels	A-I, Ratna Plaza, Lewis road, Bhubaneswar-751002 Mob: 7894447010	12915/TSM, dt.23.11.2012	-
18	M/s. Maa Tours & Travels	5-SCR, Kharvel Nagar, Near Kesari Talkies, Unit-III, Bhubaneswar-751001 Ph: 0674 6451002 M: +91-9937306002/9337856019	12920/TSM dt.23.11.2012	-
19	M/s. Shibani Travels	B-29, Saheed Nagar, Rupali Square, Bhubaneswar-751007 Ph: 0674-2547039/ 2547102/ 9937228039	12935/TSM dt.23.11.2012	-
20	M/s. Smart Tours & Travels	Room No.17, Behera Market Complex, Jayadev Vihar, Bhubaneswar -751013, Ph: 0674- 6539341/ 9437002493/ 9338088032/ 9937205795	12940/TSM dt.23.11.2012	-
21	M/s. The Explorer Travel World	“Hotel Janpath” Complex, 29-A, Bapuji Nagar, Bhubaneswar-751009, Ph: 0674-2598777 M: +91-9338522233 E-mail: info@etworld.in Website: http://www.etworld.in	12943/TSM dt. 23.11. 2012	-



Sl. No.	Name of the Agency	Address	Govt. approval No. & Date	Remarks
22	M/s. Travel Link Pvt. Ltd.	1 st Floor, Metro House Vani Vihar Square, Saheed Nagar Bhubaneswar – 751007, Odisha Ph : +91 674 2546591/ 92/ 93/ 94 Fax : +91 674 2546595 Cell : 09861024646/ 09937024646 Email : travlinkin@yahoo.co.in travlink@bsnl.in Website : www.travellink-india.com	3623/TSM dt.21.03.2018	-
23	M/s. Tropical Vacations (I) Pvt. Ltd.	Plot No. 4706/5809 Gajapati Nagar, PO.Sainik School, Bhubaneswar-751005, Odisha, India Ph: 0674-2301195 M:+91- 8895274174 E-mail: info@tropicalvacations.in tours@tropicalvacations.in Website : www.tropicalindiaholidays.com www.tropicalvactions.in www.mytropicalvacations.com	13121/ TSM dt. 26.11.2012 & 2644/TSM dt.23.02.2013	-
24	M/s. Discover Tour & Travels	463 Lewis Road, Bhubaneswar-751002, Ph: 0674-2430477/2435731 FAX: 0674-2430828 E-mail: discovertours@yahoo.com Website: www.orissadiscover.com	13459/TSM, dt.29.11.2012	-
25	M/s. Jove Travels	Plot No. 4706/5851(8) Gajapati Nagar, Sainik School, Bhubaneswar-751005 Ph: 06742302761/2300859 M: +91-9437072761	12965/TSM dt.23.11.2012	-
26	M/s. Kalpataru Travels	Plot No. MB-92, PO. Badagada Brit Colony, Bhubaneswar-751018 Ph: +91- 9776992123/9861015719/ 9776146995	12970/TSM, dt.23.11.2012	-
27	M/s. Universal Travels	Plot No. N- 6/259 IRC Village, Nayapalli, Bhubaneswar-751015 Ph: 0674-2543120 Mob: 9439198572	7402/TSM dt.29.06.2015	-
28	M/s. Om Leisure Holidays Pvt. Ltd.	359-Saheed Nagar, Rupali Square, Bhubaneswar-751007 Ph: 0674-2542222/3205987 M:+91- 9338757598 FAX: 0674-2542222 E-mail: omtoursbbsr@gmail.com , omleisureholidaysorissa@gmail.com Website: www.omleisure.org	12980/TSM dt.23.11.2012	-
29	M/s. Dibakar Tours & Travels	Plot No-2116,Ratha Road, Old Town, Bhubaneswar-751002, Mob: +91-9937016689/9338916689 E-mail: dibakar.travels@gmail.com	12985/TSM dt.23.11.2012	-
30	M/s. Eastern Travels Pvt. Ltd.	Plot No- 20, Acharya Vihar, Bhoi Nagar, Bhubaneswar-751022, Ph: 0674-2546018 Fax: 0674-2542818 Email: akhil.parida@easterntravels.co.in , darshana_taunk@yahoo.com bhakti.taunk@easterntravels.co.in	12990/TSM dt.23.11.2012	-

Sl. No.	Name of the Agency	Address	Govt. approval No. & Date	Remarks
31	M/s. Shree Tours & Travels	Plot No-103, Buddheswari Colony, Bhubaneswar-751006 Ph: 0674-2570311/2570377/ 2571034 FAX: 06742570311 E-mail: shreetravelsbbi@sify.com Website: www.shreetourstravels.com	12995/TSM dt.23.11.2012 & 3281/TSM dt.02.03.2013	-
32	M/s. Richi Travels	Hotel Richi Complex, 122-A, Station Square, Bhubaneswar-751001 Ph; 0674 2535063/2536165 Fax: 0674-2539418 M: +91-9437077990 E-mail: richitravels@rediffmail.com	13000/TSM dt.23.11.2012	-
33	M/s. Eastern Voyage Pvt. Ltd.	N 1/43, IRC Village, Nayapalli, Bhubaneswar-751015 Tel : + 91 674 2555547, Emailranjan@easternvoyage.in/ info@easternvoyage.in	11092/TSM dt.12.12.2014	-
34	M/s. Ace Expedition India Tours & Travels	Plot No. 1710, Badagada Canal Colony , Bhubaneswar-751014 Ph- + 91 674 2311155 Mobile - + 91 9090551212/9437283915 Email : expeditionindiataours@gmail.com/ booking@orissa-tours.com/ www.india-culturaltravels.com	7828/TSM dt.01.07.2013	-
35.	M/s. Landscape Holidays	53, Saheed Nagar, Bhubaneswar- 751007 Ph: 0674-2544244, Email-landscapeholidays@hotmail.com	7838/TSM dt.01.07.2013	-
36	M/s. Inner India Tours	Plot No. B 1/6, Lingaraj Vihar, Pokhariput, Aerodrome Area, Bhubaneswar-751020 Ph: 0674-2352292, Email: intours@vsnl.net	7852/TSM dt.02.07.2013	-
37	M/s. Happy Travels	M 16/1 Hotel Chandan, HB Colony Baramunda, Bhubaneswar-751003, Ph: 0674-2354326, Mob: 9437179022	7939/TSM dt.04.07.2013	-
38	M/s. Insight Vacations Pvt. Ltd.	2049, , Samantrapur Square, Bhubaneswar -751002 Tel : 0674-6571587, Mob: 9437941287 / 9337041587 Email: sales@insightvacation.in Web: www.insightvacation.in	11833/TSM dt.27.12.2014	-
39	M/s. Nabagunjara Travels Pvt. Ltd.	Balighar-10, Rathadanda Road, Bhubaneswar-751002 Ph: 0674-2431 659/759 Email: nabagunjara@hotmail.com	12068/TSM dt.04.12.2013	-
40	M/s. Travel Heritage	Plot No. 672, 1 st Floor, Saheed Nagar, Bhubaneswar-751002, Ph: 0674-2547272, Mob: 09437043250 Email: trvheritage@yahoo.co.in	10984/TSM dt.4.11.2013	-
41	M/s Dove Tours Pvt. Ltd.	C/23 ,Market Building, Saheed Nagar ,Bhubaneswar ,751007,Odisha,India Tel + 91 674 2547175 Mob : 9937949286 Tel/Fax: +91 674 2543869 E-mail : info@dovetours.com URL: www.yearroundholidays.com	5365/TSM dt.20.06.2014	-



Sl. No.	Name of the Agency	Address	Govt. approval No. & Date	Remarks
42	M/s Year Round Holidays	G2-Kalpavilla, Plot No.2171,Tankapani Road Bhubaneswar-751014 Tel: 9437305240/9861130996 Email: rashmi@yearroundholidaysindia.com Website: www.yearroundholidayssindia.com	5360/TSM dt.20.06.2014	-
43	M/s. Jaydev Travels	99/1,Jaydev Vihar,Bhubaneswar-751013 Tel : + 91 674 2360530 Mob:9437013375/9337755530 Email: jaydevtravels@yahoo.com	5370/TSM dt.20.06.2014	-
44	M/s. Sublime Tours & Travels Pvt. Ltd.	Plot No.226/2132 Near Durgamandap Khandagiri Bari,Khandagiri Bhubaneswar-751030 Mobile:9437484335/9777784335 Email:sublimetourodisha.com Website:www.sublimetourodisha.com	7985/TSM dt.14.07.2015	-
45	M/s. Temple City Tours & Travels.	Near Keshari Talkies -117/118, Station Square, Unit-III, Bhubaneswar , Tel: +91 674 25322483 Mob: 9437822841/ 9438152675 Email: templecitybbsr@gmail.com	5380/TSM dt.20.06.2014	-
46	M/s. Trimurti Travels	Aerodrome Gate,Bhubaneswar-751020 Tel: + 91 674 2596171, Mobile: 9439583687	5390/TSM dt.20.06.2014	-
47	M/s.Eastern Treasure India Tours Pvt. Ltd.	Block No.3 , 1 st Floor Aditya Tradings, Sriram Nagar,Odisha,Bhubaneswar-751002 Tel:+ 91 674 2341655 Mob: 9437029989 Email:info@indiatribaltours.com Website :www.odishatour.com	8087/TSM dt.27.09.2014	-
48	M/s.Adventure Holidays & Treks	Room No.F1/F3-29,Indradhanu Market Complex IRC Village,Bhubaneswar-751015, Tel: + 91 674 2559218 Mobile : 9437678545 Email: info@indiatribaltours.com Website:www.orissatour.com www.indiatribaltours.com	8092/TSM dt.27.09.2014	-
49	M/s. Maa Santoshi Travels & Home Services	Bhimatangi Housing Board Colony LB 44,Phase -II ,Bhubaneswar Tel: +91 674 2591932, Mobile:-9337331669	10706/TSM dt.03.12.2014	-
50	M/s.Indus Journey	Plot No.598/599,Rajarani,Samantarapur Bhubaneswar-751002 Tel-0674-2342570 Mobile: 9937346030,9438792570 Email: indusjourney@gmail.com odishatapan@yahoo.co.in Website : indusjourney.org	11116/TSM dt.12.12.2014	-
51	M/s. Nanda Travels & Tours	83 , Budheswari Colony Bhubaneswar-751006 Tel: 0674 2570512 / 2572920	11101/TSM dt.12.12.2014	-
52	M/s Safari House	At/ Post – Dhanupalli Dist- Sambalpur Pin-768005 Mobile -9437051888 Email:safarilinkhouse@gmail.com	11526/TSM dt.20.12.2014	-

Sl. No.	Name of the Agency	Address	Govt. approval No. & Date	Remarks
53	M/s.Make My Holiday Tour (A Unit of Wicann Business Services Pvt. Ltd.)	Plot No.68,Jagamohan Nagar,Jagamara Bhubaneswar-751030 Tel : + 91 674 2350220 Fax : +91 674 2350221 Mobile : 9861156357 Website : www.wbsslt.com	11895/TSM dt.29.12.2014	-
54	M/s.Keshari Tours & Travels Private Ltd.	113, Station Square, Hotel Keshari Complex Bhubaneswar-751001 Tel : + 91 674 2534551 Fax : +91 674 2535996 Email: keshari_trv@rediffmail.com	11936/TSM dt.30.12.2014	-
55	M/s Shree Venketeswar Tours Pvt.Ltd.	Plot No.475 Saheed Nagar Bhubaneswar-751013 Tel : 0674 2361755/655 Mobile : 9776440000/9861555000 Email: info@sierraholidays.com	7376/TSM dt.29.06.2015	-
56	M/s Sai Travel Care	B-8 Phase-7 Market Complex Sailashree Vihar,Bhubaneswar-751021 Tel : 0674 655512 Mob : 9776440000/9861555000 Email :info@saitravelcare.in	7850/TSM dt.10.07.2015	-
57	M/s Arch Exotic Pvt. Ltd	Plot No. 279 DCC , BDA Chandrasekharpur Bhubaneswar-751016 Tel : 0674 2303135 Mob: 9692080624 Email : archexotic@gmail.com	7845/TSM dt.10.07.2015	-
58	M/s Travel Holidays	Plot No.98 , Madhusudan Nagar Bhubaneswar-751001 Tel : 0674 2391443 Mob : 9437801082/ 9090346454 Email: travel-holidays@hotmail.com	7946/TSM dt.13.07.2015 & 8616/TSM dt.30.07.2015	-
59	M/s.T.T.Tours & Transport	Plot No. N-2- 71/B IRC Village PS- Nayapalli, Bhubaneswar -751015 Tel- 0674 2554080 Mob : 9437028728	8077/TSM dt.15.07.2015	-
60	M/s Santosh Travels	Plot No. SCR-95 , Kharavela Nagar Unit-3 Bhubaneswar-751001 Mob: 9853366410 Email: santoshtravels16@gmail.com	8378/TSM dt.25.08.2016	-
61	M/s Caravan Tours & Travels	Plot No.457, Madhusudan Nagar Sabar Sahi Lane Unit-IV Bhubaneswar-751012 Tel : 0674 2544922 Mob : 9338407875 Email: caravantours212@gmail.com	8706/TSM dt.07.09.2016	-
62	M/s Patra Tours & Travels	149 B Ashok Nagar , Infront of Allahabad Bank,Bhubaneswar-751009 Toll Free : 1800 120 8464 Ph : +91-0674 2598173 / 6033322/6066665 Mob: + 91- 9090903500/9861043182/ info@patratravels.com/ sales@patratravels.com www.patratravels.com www.tribaltourodisha.com	12988/TSM dt.23.12.2016	-



Sl. No.	Name of the Agency	Address	Govt. approval No. & Date	Remarks
63	M/s Sai Shraddha Travels & Holidays	HIG 136 , Phase-1 Pokhariput Bhubaneswar-751020 Mobile -7894274722 Email:saishradhhath@gmail.com	12956/TSM dt.23.12.2016	-
64	M/s Travel at Blue	16 Bharati Tower (Block-A) Ekamraa Marg , Forest Park Area Bhubaneswar-751009 Odisha , India Work Desk : 91-6742596141/2596133 Hand Phone : 91-9668213141 Email:contact@travelatblue.com www.travelatblue.com	3403/TSM dt.16.02.2016	-
PURI				
1	M/s. Heritage Tours	Mayfair Beach Resort, C.T. Road, Puri-752002 Ph: +91 6752-223656/ 222767 FAX: +91-6752-224595/ 224242 E-mail: bubu@heritagetoursorissa.com , heritagetours@hotmail.com Website: www.heritagetoursorissa.com	13116/TSM, dt.26.11.2012	-
2	M/s. Grass Roots Pvt. Ltd.	C.T. Road, Puri-752002 Ph: 06752-226642 M: +91-9437029698/9437022663 Email info@grassroutesjourneys.com Skype: grassroutesjourneys.com Web: www.grassroutesjourneys.com	12844/TSM dt.23.11.2012 & 3974/TSM dt.20.03.2013	-
3	M/s. Sai Om Tours & Travels	Dutta Tota, Pravat Lane, Puri-752001 Mob: +91-9437142194/ 9040129281 FAX: 06752-225689 Email: saiomtours Travels@ymail.com	12925/TSM, dt.23.11.2012	-
4	M/s. Double Zero Travels	Near Marine Drive Road, Puri-752002 Ph: 06752-231998 M: +91-9861269717/ 9776811112 E-mail: doublezero@sify.com	10606/TSM dt.31.12.2010	-
5	M/s. Banerjee Tours & Travels	Bhawa Ashram, Sea Beach Road, Puri-752001 Ph: 06752-233917 M:+91-9437100071/ 9938251561 E-mail: banerjeetourstravels@gmail.com	14091/TSM dt.12.12.2012	-
6	M/s. Tanuja Tribe Tours	Chakratirtha Road, Puri-752002	2659/TSM dt.23.02.2013	-
7	M/s. Jaysen Holi-days	Opposite DAV School, Waterworks Road, Puri- 752002 Mob: 9438675341/9937300583 Email- travelpack@gmail.com	7833/TSM, dt.01.07.2013	-
8	M/s. Golden Triangle Tours	Shankar Acharya Road, Puri-752001 Contact- 9861339383, Email- goldentriangletours@yahoo.in	12073/TSM dt.04.12.2013	-
9	M/s. Golden Triangle Tour & Travels	Khaki Math Lane, Kumbhakar Niyog,Puri	5385/TSM dt.20.06.2014	-
10	M/s. Exotic Orissa	Shop No.2 , Rockbay Campus C.T.Road,Puri Tel: +91 6752 225342 E-mail: exoticorissa@gmail.com Website : www.exoticorissa.com	11106/TSM dt.12.12.2014	-

Sl. No.	Name of the Agency	Address	Govt. approval No. & Date	Remarks
11	M/s Weekend Tours Pvt. Ltd.	Room No. C/104,Krishna Dham Apartment V I P Road,Puri Email:weekendtoursodisha@gmail.com Website: www.weekendtoursodisha.com info@weekendtoursodisha.com Website: www.weekendtoursodisha.com	4705/TSM dt.28.3.2016	-
12	M/s .Travel Pratik Holidays	Chakratirtha Road Puri -752002 Tel : 06752 227327 Mobile : 9437287324/9778507447 Email:travelpratik@gmail.com	7612/TSM dt.04.07.2015	-
13	M/s Hindustan Travels	Puri Municipality Market Square Grand Road,Puri – 752001 Tel:9861124114 Email:hindustantravelpuri@gmail.com	7902/TSM dt.13.07.2015	-
14	M/s.Parikrama Travels	Chakratirtha Road,Puri -752002 Tel :06752 229566 Mob : 988333351111 Email : travels.parikrama@ gmail.com	7907/TSM dt.13.07.2015	-
15	M/s.Gandhara International	C.T.Road,Puri-752002 Tel :06752 224623/222618 Email:gandhara@india.com	7897/TSM dt.13.07.2015	-
16	M/s. Maa Shyamakali Tour &Travel Agency	Soudabad Sahi, Ballia Panda Infront of Sadhana Ashram, Puri -752001 Tel: 06752-231040 Mob :9040159940 Email:mahadevpat2080@gmail.com	8373/TSM dt.25.08.2016	-
17	M/s. Kanha Travels	Dolamandap Sahi,Puri-752001 Tel: 06752-229432	8420/TSM dt.27.08.2016	-
18	M/s. Take Our Trip Travels	CT Road, Puri Mobile : 9040082000 Email:reservation@takeourtrip.com	12976/TSM dt.23.12.2016	-
19	M/s.Narayana Tour & Travels	Dandimala Sahi, Near Town Police Station ,Puri Mobile : 9938421864 Email : aminasa-who36@gmail.com	12973/TSM dt.23.12.2016	-
20	M/s.Dulcimer Tours	Plot No. 927 ,Kumuti Sahi,Puri Mobile : 9439050039 Email:info@dulcimetours.com	12968/TSM dt.23.12.2016	-
SUNDARGARH				
1	M/s. Trishakti Tour & Travels	Hospital Road, Sundargarh-770001 Mob: +91-9937106852/ 9861382493 E-mail: trishakti.sng@gmail.com	12955/TSM dt. 23.11. 2012	-
2	M/s. Subhadra Travels	Sector-2,Bus stand, Rourkela-769006 Mob:+91- 9437168235	7589/TSM dt.24.10.2009	-
3	M/s. Aryan Travels & Service	Gajapati Market, Ambagan, Raourkela-5, Dist.- Saundargarh, Pin-760995	2649/TSM, dt.23.02.2013	-
4	M/s. Maa Travels	Opposite Life line Hospital, Civil Township, Ro- urkela, Dist. - Saundargarh, Pin-769004	2654/TSM dt.23.02.2013	-



Sl. No.	Name of the Agency	Address	Govt. approval No. & Date	Remarks
DHENKANAL				
1	M/s. Hari Omm Travels	Bus Stand(Amalapura), Dhenkanal, Odisha-759001 Ph: 06762-224235 Mob: +91-9437094144/9437728943 Email: saumyaprakashmishra09@gmail.com	12889/TSM dt.23.11.2012	-
JAJPUR				
1	M/s. Kalinga Travels	At/Po- Baragadia, Kalinga Nagar, Dist-Jajpur	12910/TSM dt.23.11.2012	-
2	M/s.Pawan Putra Travels	Infront of Police Station, Kacheri Road, Jajpur Town , Dist –Jajpur Mobile: 9861031828 Email: m9861031828@gmail.com	12945/TSM dt.23.12.2016	-
KORAPUT				
1	M/s. Grace Tours & Travels	Red cross Stall , Infront of Sub-Collector Office,Koraput-764026 Tel: 06852 251399 /201499 Mobile: 9437102653/8895105277	7924/TSM dt.13.07.2015	-
2	M/s.Kalinga Travels	Bus Stand, Red Cross Building Infront of Sub-Collector Office At/Po/Dist : Koraput Tel :06852 251399 /201493 Email: gracetravelskrpu@gmail.com	7924/TSM dt.13.07.2015	-
3	M/s.Vector Consultancy Services	Sana Telli Sahi,Jeypore Dist: Koraput Pin :764001, Tel : 06852 231554 Mobile : 9437374218	7929/TSM dt.13.07.2015	-
MAYURBHANJ				
1	M/s. Mayur Tours & Travels	Lalbazar, Ward No. IV, Baripada, Mayurbhanj-757001 Ph: 06792-253567 M: +91-9437218602 FAX: 06792-257163	13221/TSM dt.27.11.2012 & 3969/TSM dt.20.03.2013	-
2	M/s. OM SAI Travels	New Sarali Bridge, Sungadia, Baripada, Mayurbhanj-757001 Ph: 06792- 252218 M:+91- 9937696638	307/TSM dt.13.01.2011	-
3	M/s. Dev Tour & Travels	Bhanjpur,Baripada Dist- Mayurbhanj Mob: 9938172292 Email:devpnasannakan@gmil.com	12961/TSM dt.23.12.2016	-
GANJAM				
1	M/s. Hindustan Tour & Traveling Centre	Centre Railway Station Road, Berhampur, Ganjam-760005 Ph: 06802-229083/ 2229894 M: 9437062432	12894/TSM dt.23.11.2012	-
2	M/s. Shree Sai Chardham Travels	H.O. : Railway Station Road, Opp. Special Circuit House, Berhampur -5, Ganjam, Odisha Tel-0680 2229998, 2229146 Mob- 9437065063 Email: chardham@rediffmail.com , paryatanbharat@gmail.com Website : www.chardhamtravels.com	10716/TSM dt.03.12.2014	-

Sl. No.	Name of the Agency	Address	Govt. approval No. & Date	Remarks
3	M/s. I S Travel World Pvt.Ltd.	Main Road, Gandhi Nagar Berhampur-760001 Dist- Ganjam Tel :0680 2220426/240 Mob: 9437010542/9040173627 Email : info@isworld.in	7914/TSM dt.13.07.2015	-
SAMBALPUR				
1	M/s. Jagannath Travel and Tours	At /PO-Ainthapalli, Sambalpur-768004 Ph: 0663-2540748 M: +91-9337300055 FAX: 0663-2540848	12960/TSM dt.23.11.2012	-
2	M/s. Safari House	At/Po –Dhanupalli, Sambalpur-768005 Dist-Sambalpur Mob:9437051888 Email : safarilinkhouse@gmail.com	11526/TSM dt.20.12.2014	-
3	M/s Nalini’s Travels	Main Road,Near Flyover,Budharaja Sambalpur-768004 Dist : Sambalpur Tel :0663 2400407/240240 Email : nalin1@sancharnet.in	7919/TSM dt.13.07.2015	-
BARAGARH				
1	M/s. Vacation International Tours	Bhatli Chowk, Near Rotary Public School, Baragarh-768028, Mob: 9238627440, Ph: 06646-247315	12078/TSM dt.04.12.2013	-
2	M/s. Helios Tourism Pvt.Ltd	Shop No.10 , Sarojini Complex Near Government Hospital,Atabira Baragarh-766027 Tel :9937068404 Email : info@heliostourism.com	7313/TSM dt.26.06.2015	-
ANGUL				
1	M/s Abad Tours & Travels	At/Po-Nalco Nagar, Dist Angul Tel: +91 6764 223095	5332/TSM dt.20.06.2014	-
BHADRAK				
1	M/s.Travelx	At/Po –Chandbali Dist-Bhadrak Mobile-9937076645 Email: travelxorissa@gmail.com	5134/TSM dt.27.04.2015	-
CUTTACK				
1	M/s. Srutee Travels	Justice R.C.Pattnaik Lane,Biju Pattnaik Chhak, Po- Tulasipur,Cuttack-753008 Tel – 0671 2301772 Mob- 9437272272/9337372272 Email:sruteetravels@gmail.com	7365/TSM dt.29.06.2015	-



YEAR WISE PLAN OUTLAY AND EXPENDITURE FOR 11th & 12th PLAN PERIOD (RS . IN LAKH)

Year	Name of the Scheme							Total
	101-Tourist Centre	102-Tourist Accommodation	104-Promotion & Publicity	190-Investment in Public Sector undertaking	103-Tourist Transport	Addl. Central Assistance		
1	2	3	4	5	6	7	8	
11th PLAN OUTLAY								
	50.00	2698.50	2451.51	-	-	-	5200.00	
2007-08	Outlay	816.00	314.00	-	-	300.00	1440.00	
	Expenditure	816.00	312.80	-	-	300.00	1438.00	
2008-09	Outlay	2100.00	560.00	-	600.00	1300.00	4565.00	
	Expenditure	1975.00	560.00	-	600.00	1300.00	4440.00	
2009-10	Outlay	1545.00	790.00	-	-	1000.00	3340.00	
	Expenditure	1320.00	790.00	-	-	1000.00	3115.00	
2010-11	Outlay	1075.90	1204.10	-	-	-	2280.00	
	Expenditure	1035.67	1204.10	-	-	-	2239.77	
2011-12	Outlay	2910.00	1550.00	-	-	55.45(C.P)	4515.45	
	Expenditure	2909.96	1549.49	-	-	55.45	4515.35	
12th PLAN OUTLAY								
2012-13	Outlay	4085.00	2400.00	-	-	100.07(C.P)	6585.07	
	Expenditure	3943.41	2400.00	-	-	100.07(C.P)	6443.48	
2013-14	Out lay	5426.40	3025.00	-	-	-	8451.83	
	Expenditure	5376.40	2959.43	-	-	-	8335.83	
2014-15	Outlay	9200.03	2725.00	-	-	3145.92 (CSS)	15070.95	
	Expenditure	9200.03	2723.20	-	-	932.44(CSS)	12855.67	
2015-16	Out lay	9000.00	3110.00	-	-	1514.45(CS)	13624.45	
	Expenditure	9000.00	3110.00	-	-	1176.00	13286.00	
2016-17	Out lay	7693.00	4110.00	-	-	-	11803.00	
	Expenditure	7693.00	4110.00	-	-	-	11803.00	
2017-18	Out lay	8730.00	6573.00	-	-	-	15303.00	
	Expenditure	8730.00	6573.00	-	-	-	15303.00	
2018-19	Out lay	10450.00	7538.04	-	-	-	17988.04	
	Expenditure	10450.00	7538.03	-	-	-	17988.03	

TOURISTS VISIT IN THE IDENTIFIED TOURIST CENTRES OF ODISHA (district wise)

Sl. No.	Name of the Tourist Centre	2016			2017			2018		
		Domestic	Foreign	Total	Domestic	Foreign	Total	Domestic	Foreign	Total
1	2	3	4	5	6	7	8	9	10	11
ANGUL DISTRICT										
1	Tikarpara	63817	124	63941	67398	45	67443	71577	18	71595
2	Talcher	31446	-	31446	34637	-	34637	37949	-	37949
3	Bhimkand	43435	-	43435	44646	-	44646	47991	-	47991
4	Deulajhari	101558	-	101558	109326	-	109326	117447	-	117447
5	Angul	139552	433	139985	154865	1939	156804	172372	2765	175137
6	Banarpal	57143	-	57143	61197	-	61197	65371	-	65371
7	Rengali	81677	-	81677	84146	-	84146	89694	-	89694
8	Khuludi	66462	-	66462	77453	-	77453	87709	-	87709
9	Hingula Pitha	86789	-	86789	91918	-	91918	96065	-	96065
10	Handapa-patrapada	38161	-	38161	41718	-	41718	46173	-	46173
11	Bulejhar	45156	-	45156	48673	-	48673	53060	-	53060
12	Binikei	44064	-	44064	49802	-	49802	55645	-	55645
13	Derjang	37450	-	37450	40632	-	40632	44863	-	44863
BALASORE DISTRICT										
1	Chandipur	890324	254	890578	915548	351	915899	962432	414	962846
2	Remuna	535572	14	535586	551871	73	551944	579760	82	579842
3	Chandaneswar	1228283	5	1228288	1381467	12	1381479	1562437	20	1562457
4	Panchalingeswar	392052	31	392083	425532	73	425605	465789	78	465867
5	Talsari	254414	59	254473	272844	86	272930	294431	92	294523
6	Raibania	47918	-	47918	49651	-	49651	52435	-	52435
7	Bhusandeswar	138991	-	138991	159294	-	159294	183352	-	183352



Sl. No.	Name of the Tourist Centre	2016			2017			2018		
		Domestic	Foreign	Total	Domestic	Foreign	Total	Domestic	Foreign	Total
		3	4	5	6	7	8	9	10	11
8	Langaleswar	93851	-	93851	97622	-	97622	103942	-	103942
9	Balarangadi	639030	-	639030	670076	-	670076	707723	-	707723
10	Laxmananath	100096	-	100096	103471	-	103471	110836	-	110836
11	Balasure	314327	855	315182	337321	814	338135	367794	830	368624
12	Sajanagarh	86286	-	86286	88854	22	88876	93710	25	93735
13	Kasaphal	91924	-	91924	94796	-	94796	98436	-	98436
14	Ayodhya	91667	3	91670	96041	16	96057	98946	18	98964
15	Bardhanpur	67960	-	67960	70765	-	70765	74843	-	74843
16	Chasakhanda	79936	-	79936	82246	-	82246	86635	-	86635
17	Chowmukh Dagara	67685	-	67685	78078	-	78078	88524	4	88528
18	Tripisagadia	43858	-	43858	45976	-	45976	49324	-	49324
19	Kupari	152383	-	152383	159968	-	159968	170532	-	170532
20	Inchudi	33786	-	33786	37500	-	37500	41264	-	41264
21	Gud	63859	-	63859	68311	-	68311	73426	-	73426
22	Tudjigadia	24472	-	24472	26137	-	26137	28872	-	28872
BARGARH DISTRICT										
1	Bargarh	222360	42	222402	235761	119	235880	248264	244	248508
2	Nrusimhanath	473570	9	473579	498340	13	498353	532320	16	532336
3	Debrigarh	56350	36	56386	62135	44	62179	69494	54	69548
4	Devdarha	70510	-	70510	79635	-	79635	88035	-	88035
5	Gaisima	46060	-	46060	50738	-	50738	56355	-	56355
6	Ganiapali	11110	-	11110	13045	-	13045	14705	-	14705
7	Papanga	17580	-	17580	19860	-	19860	22400	-	22400
8	Barpali	111550	5	111555	121410	09	121419	135018	15	135033
9	Chikhili	9530	-	9530	10945	-	10945	12445	-	12445

Sl. No.	Name of the Tourist Centre	2016			2017			2018		
		Domestic	Foreign	Total	Domestic	Foreign	Total	Domestic	Foreign	Total
1	2	3	4	5	6	7	8	9	10	11
10	Bindhyabasini Hill-Giri Gobardhan Pitha-Baselikelagarh	60320	-	60320	67080	-	67080	73965	-	73965
BHADRAK DISTRICT										
1	Aradi	888239	-	888239	925779	-	925779	975720	-	975720
2	Dhamnagar	158814	-	158814	163557	-	163557	170507	-	170507
3	Chandabali	196313	21	196334	205141	05	205146	216625	10	216635
4	Dhama	120499	38	120537	124025	05	124030	132792	8	132800
5	Bhadrak	100075	27	100102	115400	24	115424	135298	30	135328
6	Guamal Nuasasan	34399	-	34399	35814	-	35814	38264	-	38264
7	Aharpada (Bhadrakali)	112472	-	112472	116224	-	116224	121543	-	121543
8	Iswarpur (Dappanaikani)	29125	-	29125	30994	-	30994	34432	-	34432
9	Eram(Raktatirtha)	17062	-	17062	17929	-	17929	19985	-	19985
10	Saheed Nagar (Lunia)	-	-	-	14658	-	14658	16826	-	16826
11	Devi Patana Mangala & Devi Barahi	-	-	-	33485	-	33485	36925	-	36925
12	Gohiratikiri	-	-	-	17393	-	17393	19726	-	19726
BALANGIR DISTRICT										
1	Harishankar	518720	29	518749	582440	38	582478	646589	43	646632
2	Patnagarh	179160	10	179170	199410	13	199423	222573	17	222590
3	Ranipur-Jharial	130010	28	130038	144860	34	144894	162616	41	162657
4	Jogisarada	108690	-	108690	120371	-	120371	134115	-	134115
5	Turekela	42190	-	42190	47520	-	47520	53740	-	53740
6	Saintala	88230	-	88230	97490	-	97490	108560	-	108560
7	Balangir	633410	27	633437	640513	93	640606	664609	212	664821
8	Gaikhai MIP	9260	-	9260	11020	-	11020	12880	-	12880
9	Bhimadunguri	-	-	-	73540	-	73540	81734	-	81734



Sl. No.	Name of the Tourist Centre	2016			2017			2018		
		Domestic	Foreign	Total	Domestic	Foreign	Total	Domestic	Foreign	Total
1	2	3	4	5	6	7	8	9	10	11
10	Kumuda Pahad	-	-	-	125960	-	125960	141335	-	141335
BOUDH DISTRICT										
1	Boudh	55066	-	55066	68014	06	68020	79820	--	79820
2	Charisambhu	71450	-	71450	98190	-	98190	109820	--	109820
3	Charichhack	51305	-	51305	65740	-	65740	74490	--	74490
CUTTACK DISTRICT										
1	Cuttack	913674	187	913861	976502	311	976813	1062465	340	1062805
2	Lalitgiri	31960	326	32286	30399	318	30717	45471	351	45822
3	Ansupa	67150	7	67157	73211	15	73226	80220	23	80243
4	Banki	213257	-	213257	221580	-	221580	238767	-	238767
5	Bhattarika	162714	-	162714	170194	-	170194	185683	-	185683
6	Choudwar	115823	-	115823	124190	-	124190	140798	-	140798
7	Dhabaleswar	762015	-	762015	806439	-	806439	867302	-	867302
8	Naraj	74221	4	74225	81753	-	81753	92346	-	92346
9	Niali Madhab	65844	-	65844	72466	-	72466	81436	-	81436
10	Chhapchikana	71508	-	71508	75325	-	75325	81262	-	81262
11	Singhanath	89310	-	89310	97043	-	97043	103728	-	103728
12	Amgeikuda	67716	-	67716	73667	-	73667	82340	-	82340
13	Kakudiapada	86118	-	86118	92112	-	92112	97765	-	97765
14	Kukudanga	49607	-	49607	52651	-	52651	58971	-	58971
15	Satakosia	50930	-	50930	60057	07	60064	67619	10	67629
16	Paramahansa	105251	-	105251	114273	-	114273	120790	-	120790
17	Nemala	201837	-	201837	214523	-	214523	237865	-	237865
18	Deojhar	40474	-	40474	50744	-	50744	58742	-	58742
19	Jayapur(Pragalapitha)	51770	-	51770	58013	-	58013	63269	-	63269

Sl. No.	Name of the Tourist Centre	2016			2017			2018		
		Domestic	Foreign	Total	Domestic	Foreign	Total	Domestic	Foreign	Total
		3	4	5	6	7	8	9	10	11
20	Damadamunipitha	42268	-	42268	47550	-	47550	52357	-	52357
21	Sapanpur	69922	-	69922	75908	-	75908	80672	-	80672
22	Maninag Cave(Jauluka Hill)	25786	-	25786	31787	-	31787	38976	-	38976
23	Prasanna Purusottam Dev(Tigiria)	37453	-	37453	43007	-	43007	48976	-	48976
24	Swapneswar Dev(Sankhamari)	35923	-	35923	38311	-	38311	42568	-	42568
25	Sri Sri Ramanath Dev & Baidyanath Dev	50714	-	50714	54420	-	54420	58760	-	58760
26	Baladev Jew & Hanuman Jew(Umar)	33586	-	33586	40688	-	40688	44365	-	44365
27	Maa Dhakulei Pitha	53734	-	53734	60962	-	60962	65876	-	65876
28	Satyabhamapur	-	-	-	49268	-	49268	54328	-	54328
DEOGARH DISTRICT										
1	Pradhanpat	197300	2	197302	205130	05	205135	228069	6	228075
2	Kailash	11290	-	11290	13180	-	13180	14850	-	14850
DHENKANAL DISTRICT										
1	Kapilas	665244	-	665244	737964	-	737964	810490	-	810490
2	Joranda	527816	16	527832	596712	14	596726	642098	12	642110
3	Dhenkanal	40518	126	40644	46035	511	46546	54749	915	55664
4	Saptasajya	103488	-	103488	108882	-	108882	113929	-	113929
5	Saranga	44647	-	44647	47024	-	47024	50270	-	50270
6	Kualo	36773	-	36773	39717	-	39717	42898	-	42898
7	Ladagarh	47321	-	47321	51656	-	51656	55873	-	55873
8	Ramial	42533	-	42533	45368	-	45368	48112	-	48112
9	Bhuban	123655	-	123655	127437	-	127437	132059	-	132059
10	Brahmapura	67102	-	67102	69528	-	69528	72791	-	72791



Sl. No.	Name of the Tourist Centre	2016			2017			2018		
		Domestic	Foreign	Total	Domestic	Foreign	Total	Domestic	Foreign	Total
1	2	3	4	5	6	7	8	9	10	11
11	Sapura	-	-	-	27541	-	27541	30323	-	30323
GAJAPATI DISTRICT										
1	Paralakhemundi	102142	144	102286	120794	63	120857	133726	24	133750
2	Mahendragiri	102867	-	102867	106535	-	106535	112363	-	112363
3	Harabhangi	42535	-	42535	45563	-	45563	48649	-	48649
4	Gandahati	35693	-	35693	39521	-	39521	43285	-	43285
5	Jeerango & Khasada Water fall	25084	-	25084	28994	-	28994	33092	-	33092
GANJAM DISTRICT										
1	Gopalpur	387038	1217	388255	397200	1654	398854	418841	1782	420623
2	Taptapani	131302	45	131347	136094	104	136198	145227	58	145285
3	Chilika (Rambha)	87573	167	87740	93829	32	93861	98492	33	98525
4	Narayani	139468	-	139468	147512	-	147512	155346	-	155346
5	Nirmaljar	70521	-	70521	73873	-	73873	77784	-	77784
6	Taratarini	450916	-	450916	461004	-	461004	482546	-	482546
7	Buguda	105577	-	105577	109627	-	109627	115446	-	115446
8	Jaugarh	30535	-	30535	33498	-	33498	36339	-	36339
9	Aryapalli	59724	-	59724	61422	-	61422	65289	-	65289
10	Berhampur	587373	337	587710	638286	301	638587	686137	739	686876
11	Girisola	50042	-	50042	53353	-	53353	56774	-	56774
12	Kulad	67971	-	67971	71596	-	71596	75329	-	75329
13	Mahurikalua	121389	-	121389	124386	-	124386	130491	-	130491
14	Mantridi	153215	-	153215	157090	-	157090	163347	-	163347
15	Athagarhpata	39340	-	39340	41306	-	41306	44148	-	44148

Sl. No.	Name of the Tourist Centre	2016			2017			2018		
		Domestic	Foreign	Total	Domestic	Foreign	Total	Domestic	Foreign	Total
1	2	3	4	5	6	7	8	9	10	11
16	Huma Kantiagada	40766	-	40766	44077	-	44077	47596	-	47596
17	Pati Sonapur	39877	-	39877	44236	-	44236	48693	-	48693
18	Potagarh	58620	-	58620	61446	-	61446	65489	-	65489
19	Ujjaleswar Ghodahad Dam	82747	-	82747	87044	-	87044	92355	-	92355
20	Antarapada	48362	-	48362	52388	-	52388	56394	-	56394
21	Humari Tampara	54859	-	54859	59895	-	59895	65083	-	65083
22	Nijabankeswari	33971	-	33971	35450	-	35450	37129	-	37129
JAGATSIINGHPUR DISTRICT										
1	Paradeep	419426	3842	423268	462908	3390	466298	495070	3690	498760
2	Jhankad	450764	-	450764	470799	-	470799	498765	--	498765
3	Jagatsinghpur	79800	-	79800	89304	-	89304	95587	--	95587
4	Gadakujuanga	130208	-	130208	141733	-	141733	154390	--	154390
5	Paradeepgarh	45206	-	45206	55511	-	55511	62138	--	62138
6	Chandpur	38476	-	38476	44550	-	44550	48759	--	48759
7	Siali Beach	36388	-	36388	47229	-	47229	53421	--	53421
JAJPUR DISTRICT										
1	Jajpur	247523	2816	250339	277541	913	278454	296953	1748	298701
2	Ratnagiri and Udayagiri	45433	460	45893	40049	477	40526	73112	911	74023
3	Mahavinayak	161234	-	161234	179149	5	179154	190786	-	190786
4	Chandikhola	159435	-	159435	185949	-	185949	199876	-	199876
5	Ashokjhar	80531	-	80531	90904	-	90904	97680	-	97680
6	Vyas Sarobar	112316	-	112316	129409	-	129409	142376	-	142376
7	Gokarnika	110827	-	110827	130132	-	130132	140892	-	140892



Sl. No.	Name of the Tourist Centre	2016			2017			2018		
		Domestic	Foreign	Total	Domestic	Foreign	Total	Domestic	Foreign	Total
1	2	3	4	5	6	7	8	9	10	11
8	Cihhatia	143225	-	143225	162866	-	162866	183427	-	183427
9	Kuransa	88640	-	88640	94195	-	94195	97965	-	97965
10	Satyapira	59153	-	59153	70938	-	70938	76495	-	76495
11	Singhapur	65363	-	65363	76515	-	76515	83257	-	83257
12	Baruneswarpitha	126925	-	126925	137528	9	137537	150321	-	150321
13	Patharajpur	32250	-	32250	33425	-	33425	36865	-	36865
14	Langudi	18456	15	18471	22372	12	22384	26784	-	26784
15	Abhimanyu Samanta Singhar Smruti Pitha	18218	-	18218	21269	-	21269	25438	-	25438
16	Neulapur-Tarapur-Deuli-Panturi	15151	5	15156	20504	8	20512	24359	-	24359
17	Vajragiri-Galagali Sankha-Kantigadia	17253	-	17253	20501	-	20501	23451	-	23451
18	Kayama-Radhanagar	15283	4	15287	18731	2	18733	21395	-	21395
19	Olasuni-Gangi Hill	201512	-	201512	235026	6	235032	247380	-	247380
JHARSUGUDA DISTRICT										
1	Vikramkhoh	3350	6	3356	4045	13	4058	4857	18	4875
2	Jharsuguda	264110	1276	265386	285257	2650	287907	311790	3727	315517
3	Gujapahar	34520	15	34535	38555	20	38575	44945	26	44971
4	Kuilighugar	59550	45	59595	64972	58	65030	74844	70	74914
5	Pikalghugar	11520	-	11520	12585	-	12585	13878	-	13878
KALAHANDI DISTRICT										
1	Ampani	40708	-	40708	45271	-	45271	52622	-	52622
2	Phurlijharan	37655	-	37655	40175	-	40175	47370	-	47370
3	Karlapat	17093	-	17093	19821	-	19821	23075	-	23075
4	Asurgarh	13240	-	13240	16092	-	16092	19201	-	19201

Sl. No.	Name of the Tourist Centre	2016			2017			2018		
		Domestic	Foreign	Total	Domestic	Foreign	Total	Domestic	Foreign	Total
		3	4	5	6	7	8	9	10	11
5	Belkhandi	21705	-	21705	25266	-	25266	30047	-	30047
6	Gudahandi	17922	-	17922	20387	-	20387	23650	-	23650
7	Junagarh	39443	-	39443	45075	-	45075	54205	-	54205
8	Bhawanipatna	137601	33	137634	151548	78	151626	178922	106	179028
9	Thuamul-Rampur	32182	-	32182	36745	-	36745	42044	-	42044
10	Amatgarh	18376	-	18376	20199	-	20199	23220	-	23220
11	Dharmagarh	37219	-	37219	41555	-	41555	47089	-	47089
12	Jakam	12096	-	12096	13940	-	13940	16100	-	16100
13	Mardiguda	12500	-	12500	15332	-	15332	17425	-	17425
14	Rabandarh	11483	-	11483	13584	-	13584	16140	-	16140
15	Sapagaranda	13071	-	13071	15062	-	15062	17387	-	17387
16	Talguda	9537	-	9537	11069	-	11069	12860	-	12860
17	Kusurla	11693	-	11693	14258	-	14258	16270	-	16270
KANDHAMAL DISTRICT										
1	Daringibadi	76621	-	76621	85215	-	85215	95655	-	95655
2	Chakapada	74810	-	74810	82555	-	82555	89540	-	89540
3	Putudi	36990	-	36990	41090	-	41090	46280	-	46280
4	Balaskumpa	50730	-	50730	57820	-	57820	65490	-	65490
5	Belghar	6810	-	6810	8290	-	8290	9540	-	9540
6	Phulbani	100936	109	101045	120210	247	120457	128314	256	128570
KENDRAPARA DISTRICT										
1	Kendrapara	260840	19	260859	293754	20	293774	304326	24	304350
2	Bhitarakanika	81060	205	81265	71956	202	72158	75095	212	75307



Sl. No.	Name of the Tourist Centre	2016			2017			2018		
		Domestic	Foreign	Total	Domestic	Foreign	Total	Domestic	Foreign	Total
		3	4	5	6	7	8	9	10	11
3	Aul (Ali)	112316	-	112316	122219	-	122219	136580	-	136580
4	Tamala Sasan	81628	-	81628	91066	-	91066	97654	-	97654
5	Santhpura	43911	-	43911	51989	-	51989	58537	-	58537
6	Gadadharpitha	23560	-	23560	30644	-	30644	35436	-	35436
7	Karteswar Matha	19427	-	19427	24804	-	24804	27865	-	27865
8	Sakhibata	19273	-	19273	24103	-	24103	28782	-	28782
9	Kudanagari	20672	-	20672	25411	-	25411	28763	-	28763
10	Andhabara	16334	-	16334	20447	-	20447	24599	-	24599
11	Goteswar Pitha	15575	-	15575	19407	-	19407	23564	-	23564
12	Hukitola & Batighar	--	--	--	48331	-	48331	54386	-	54386
KEONJHAR DISTRICT										
1	Sitabinji	174415	-	174415	181999	-	181999	185697	-	185697
2	Sanaghagara	277884	-	277884	297439	10	297449	299939	11	299950
3	Badaghagara	90413	-	90413	95552	-	95552	97408	-	97408
4	Khandadhar	93226	-	93226	103516	-	103516	108051	-	108051
5	Gonasika	94274	2	94276	101127	04	101131	105875	4	105879
6	Murgamahadev	139598	-	139598	148340	-	148340	151174	-	151174
7	Ghatagaon	602375	-	602375	635244	-	635244	637079	-	637079
8	Handibhanga	65642	-	65642	71905	-	71905	75381	-	75381
9	Deogaon-Koshaleswar	130972	-	130972	143758	-	143758	149252	-	149252
10	Keonjhar	145047	40	145087	169190	84	169274	194978	183	195161
11	Gundichaghai	64207	-	64207	68465	-	68465	71768	-	71768
12	Hadagada	64325	-	64325	68346	-	68346	71445	-	71445

Sl. No.	Name of the Tourist Centre	2016			2017			2018		
		Domestic	Foreign	Total	Domestic	Foreign	Total	Domestic	Foreign	Total
1	2	3	4	5	6	7	8	9	10	11
13	Kanjipani	51901	-	51901	55796	-	55796	58571	-	58571
14	Podasingidi (Garh Chandi Chakratirth)	52097	-	52097	56637	-	56637	59896	-	59896
15	Rajnagar	36728	-	36728	39849	-	39849	41950	-	41950
16	Saraj(Keshari Kunda)	159437	-	159437	169438	-	169438	177734	-	177734
KHORDHA DISTRICT										
1	Bhubaneswar	2554788	29791	2584579	2716183	38602	2754785	2941128	46562	2987690
2	Dhuli	957492	8401	965893	987673	9205	996878	1050304	10346	1060650
3	Khandagiri & Udayagiri	547514	2799	550313	549728	2548	552276	724149	3525	727674
4	Nandankanan	3285566	1294	3286860	3322968	1068	3324036	3246493	1087	3247580
5	Atri	167678	-	167678	176534	-	176534	184530	-	184530
6	Banpur	126996	-	126996	137652	-	137652	150435	-	150435
7	Barunei	152742	-	152742	158976	-	158976	167879	-	167879
8	Bhusandapur	121103	-	121103	130030	-	130030	138768	-	138768
9	Chilika (Barkul)	332052	1340	333392	341833	1432	343265	363940	1547	365487
10	Hirapur	64069	1121	65190	72134	-	72134	78391	561	78952
11	Jayadev Kenduli	80236	-	80236	87659	-	87659	94376	-	94376
12	Gadamanatri	103318	-	103318	113453	-	113453	120870	-	120870
13	Rameswar	66146	-	66146	73216	-	73216	76542	-	76542
14	Mandangiri(Mundiapada)	45771	-	45771	50989	-	50989	55643	-	55643
15	Koshalasuni Thakuramipitha	66307	-	66307	70060	-	70060	74587	-	74587
16	Salia Dam-Berbara Hills	26892	-	26892	31234	-	31234	36548	-	36548
17	Balipatna (Shisu Anantapitha)	43181	-	43181	48756	-	48756	54761	-	54761
18	Shree Ananta Purusottam Dev(Jagulaipatna)	17558	-	17558	21768	-	21768	24769	-	24769



Sl. No.	Name of the Tourist Centre	2016			2017			2018		
		Domestic	Foreign	Total	Domestic	Foreign	Total	Domestic	Foreign	Total
1	2	3	4	5	6	7	8	9	10	11
19	Sankat Mochan Mahavir Temple	16752	-	16752	20340	-	20340	24315	-	24315
KORAPUT DISTRICT										
1	Gupteswar	377955	348	378303	408231	418	408649	451065	352	451417
2	Suai	25204	81	25285	28556	104	28660	33028	130	33158
3	Nandapur	77078	178	77256	85028	226	85254	96584	261	96845
4	Duduma	36294	561	36855	41245	807	42052	47784	911	48695
5	Sunabeda	73479	133	73612	80145	215	80360	88391	303	88694
6	Jalaput	17168	-	17168	20859	-	20859	25460	-	25460
7	Koraput	100689	556	101245	114764	807	115571	132791	1076	133867
8	Bagra(Upper Kolab Dam)	31415	35	31450	35933	49	35982	41617	68	41685
9	Deomali	40375	128	40503	45773	177	45950	52450	224	52674
10	Gulmi	29610	-	29610	33186	-	33186	37862	-	37862
11	Kechla	13212	3	13215	15060	-	15060	17530	-	17530
12	Raja Cave	4245	-	4245	5241	-	5241	6812	-	6812
13	Balda Cave	9175	-	9175	11146	-	11146	13274	-	13274
MALKANGIRI DISTRICT										
1	Balimela	14310	-	14310	16552	-	16552	19223	-	19223
2	Chittrakonda	15869	-	15869	18204	-	18204	21050	-	21050
3	Malkangiri	39791	14	39805	45665	08	45673	53285	9	53294
4	Motu	16991	-	16991	19225	-	19225	21871	-	21871
5	Satiguda	50645	-	50645	59090	-	59090	68550	-	68550
6	Rajarani Bandha	3198	-	3198	3920	-	3920	5065	-	5065
MAYURBHANJ DISTRICT										

Sl. No.	Name of the Tourist Centre	2016			2017			2018		
		Domestic	Foreign	Total	Domestic	Foreign	Total	Domestic	Foreign	Total
1	2	3	4	5	6	7	8	9	10	11
1	Similipal	32368	25	32393	32486	42	32528	34434	18	34452
2	Khiching	227850	-	227850	239620	-	239620	242876	-	242876
3	Haripur	61140	-	61140	66423	-	66423	67532	-	67532
4	Jashipur	63986	22	64008	73243	24	73267	75326	28	75354
5	Kuliana	38073	-	38073	41720	-	41720	42684	-	42684
6	Kuchai	36444	-	36444	38728	-	38728	40265	-	40265
7	Baripada	154258	93	154351	175890	57	175947	183299	61	182360
8	Deokund	174600	2	174602	189098	-	189098	194229	5	194234
9	Bangiriposi	51364	-	51364	57514	-	57514	58982	-	58982
10	Jamsola	71267	-	71267	75502	-	75502	76853	-	76853
11	Bhimkund	121822	5	121827	132812	-	132812	136265	-	136265
12	Bisoi	51270	-	51270	53368	02	53370	54592	4	54596
13	Manatri	93200	-	93200	96814	-	96814	98538	-	98538
14	Rairangpur	72417	-	72417	78565	-	78565	80046	6	80052
15	Samibrikhya	51527	-	51527	58098	-	58098	59542	-	59542
16	Suleipat	63724	-	63724	69473	-	69473	70226	-	70226
17	Meru Matha	40369	-	40369	43156	-	43156	43865	-	43865
18	Alkudar	-	-	-	25838	-	25838	26240	-	26240
19	Sitakunda	-	-	-	31569	-	31569	32740	-	32740
NAWAPARA DISTRICT										
1	Patalganga	26797	-	26797	29605	-	29605	34135	-	34135
2	Yogimatha	13012	-	13012	14793	-	14793	16920	-	16920
3	Budhikomna	16326	-	16326	18587	-	18587	21360	-	21360



Sl. No.	Name of the Tourist Centre	2016			2017			2018		
		Domestic	Foreign	Total	Domestic	Foreign	Total	Domestic	Foreign	Total
1	2	3	4	5	6	7	8	9	10	11
4	Nawapara	40705	-	40705	45433	-	45433	52665	-	52665
5	Patora	31666	-	31666	38128	-	38128	46075	-	46075
6	Sindursil	14965	-	14965	17480	-	17480	20420	-	20420
7	Thipakhhol	11717	-	11717	13289	-	13289	15385	-	15385
NAWARANGPUR DISTRICT										
1	Papadahandi	166881	-	166881	180493	03	180496	205162	10	205172
2	Nawarangpur	56210	25	56235	64112	38	64150	76538	142	76680
3	Umerkote	35665	-	35665	39908	-	39908	46744	-	46744
4	Kelia	126222	-	126222	136530	-	136530	154995	-	154995
5	Podagarh	10707	-	10707	12802	-	12802	15331	-	15331
NAYAGARH DISTRICT										
1	Kantilo	170681	-	170681	182322	-	182322	189870	-	189870
2	Baramul	47966	-	47966	51089	-	51089	56431	-	56431
3	Nilakandar	47872	-	47872	53235	-	53235	58769	-	58769
4	Odagaon	276524	-	276524	291435	-	291435	298765	-	298765
5	Sarankul	164246	-	164246	180023	-	180023	187590	-	187590
6	Nayagarh	133382	-	133382	138967	-	138967	146723	-	146723
7	Jamupatna	177597	-	177597	188523	-	188523	196542	-	196542
8	Ranapur	126908	-	126908	136502	-	136502	143980	-	143980
9	Kuanria	155354	-	155354	164321	-	164321	171255	-	171255
10	Kuturi	45635	-	45635	52324	-	52324	58791	-	58791
11	Udayapur	38997	-	38997	43256	-	43256	48679	-	48679
12	Siddhamula (Gokulananda pitha)	63175	-	63175	67563	-	67563	72234	-	72234

Sl. No.	Name of the Tourist Centre	2016			2017			2018		
		Domestic	Foreign	Total	Domestic	Foreign	Total	Domestic	Foreign	Total
		3	4	5	6	7	8	9	10	11
13	Panchupallipargana	27581	-	27581	32549	-	32549	36728	-	36728
14	Jogi-Jogiani	21893	-	21893	27648	-	27648	32654	-	32654
PURI DISTRICT										
1	Puri (Hotel Occupancy) (Day visitors)	4279633	29209	4308842	4684150	38009	4722159	5223967	40339	5264306
2	Konark (A.S.I. entry ticket) (Day visitors)	11691177	29209	11720386	12609100	38049	12647109	13139608	40339	13179947
3	Chilika (Satapara)	2336301	5801	2342102	2424224	5475	2429699	2555712	5395	2561107
4	Biswanath Hill	3617800	7234	3625034	3928225	7475	3935700	4208050	8110	4216160
5	Kakatpur	213900	1398	215298	228000	1492	229492	244820	1563	246383
6	Astaranga	120520	-	120520	126135	-	126135	135680	-	135680
7	Kuruma	484250	-	484250	507600	-	507600	535518	-	535518
8	Satyabadi	74310	15	74325	79970	-	79970	84730	-	84730
9	Baliharachandi	54450	10	54460	59930	12	59942	66490	-	66490
10	Balighai	481845	1251	483096	499500	1402	500902	531960	1450	533410
11	Chaurasi	178215	6	178221	189250	10	189260	197610	-	197610
12	Raghurajpur	79470	1008	80478	83025	989	84014	89310	1092	90402
13	Brahmagiri	74105	-	74105	79660	-	79660	85920	-	85920
14	Pipli	132745	2221	134966	140280	2263	142543	151355	2336	153691
15	Ramachandi	277930	-	277930	286370	-	286370	304268	-	304268
16	Beleswar	399015	2627	401642	427793	2642	430435	454360	2801	457161
17	Jahaniapira	276600	1843	278443	299050	1935	300985	337350	2182	339532
18	Baligaon	95820	30	95850	104530	45	104575	117020	115	117135
19	Baral (Balunkeswar Pitha)	73780	10	73790	79740	16	79756	93210	20	93230
20	Manikpatna	80640	-	80640	81800	-	81800	86690	-	86690
		99350	-	99350	109700	-	109700	114910	-	114910
		40912	-	40912	53630	-	53630	67440	-	67440



Sl. No.	Name of the Tourist Centre	2016			2017			2018		
		Domestic	Foreign	Total	Domestic	Foreign	Total	Domestic	Foreign	Total
1	2	3	4	5	6	7	8	9	10	11
21	Maa Mangala Temple (Matrusakti Pitha)	114240	-	114240	128750	-	128750	148390	-	148390
RAYAGADA DISTRICT										
1	Devagiri	113737	-	113737	125660	-	125660	142739	-	142739
2	Hatipathar (Raygada)	189038	508	189546	211723	1159	212882	233648	1784	235432
3	Padmapur	93040	-	93040	101317	-	101317	114214	-	114214
4	Chatikona	198381	508	198889	214764	597	215361	234072	780	234852
5	Bissam Cuttack	31369	438	31807	35170	532	35702	39606	626	40232
6	Minajhola	44655	-	44655	49291	-	49291	54803	-	54803
7	Niyngiri Hills	9318	-	9318	11147	-	11147	13274	-	13274
SAMBALPUR DISTRICT										
1	Sambalpur	370200	208	370408	409399	633	410032	463557	981	464538
2	Hirakud	287610	65	287675	314855	81	314936	352532	104	352636
3	Ushakothi	3710	-	3710	4455	-	4455	5213	4	5217
4	Huma	249350	51	249401	273445	64	273509	287823	91	287914
5	Chipiima	139720	37	139757	152340	51	152391	185165	59	185224
6	Gudguda	47520	-	47520	52765	-	52765	62745	-	62745
7	Kandhara	8530	-	8530	10450	-	10450	12055	-	12055
SUBARNAPUR DISTRICT										
1	Charada	106740	-	106740	116550	-	116550	128490	-	128490
2	Binika (Papakshyaghata)	156990	-	156990	174220	-	174220	193380	-	193380
3	Sonepur	227300	17	227317	240725	171	240896	252376	186	252562

Sl. No.	Name of the Tourist Centre	2016			2017			2018		
		Domestic	Foreign	Total	Domestic	Foreign	Total	Domestic	Foreign	Total
1	2	3	4	5	6	7	8	9	10	11
4	Khaliapali	19240	-	19240	21960	-	21960	25130	-	25130
5	Chandalipat Puja Dunguri	18260	-	18260	20880	-	20880	23255	-	23255
6	Kota Samalai	36690	-	36690	42280	-	42280	46820	-	46820
7	Chudakhai Pahad	-	-	-	-	-	-	-	-	-
SUNDARGARH DISTRICT										
1	Rourkela	811295	2938	814233	904601	3859	908460	976409	4295	980704
2	Junagarh	52943	-	52943	55678	-	55678	58468	-	58468
3	Vedvyas	610343	-	610343	677554	-	677554	784660	-	784660
4	Ushakothi	38793	-	38793	42510	-	42510	45621	-	45621
5	Mandira Dam	173167	-	173167	185150	-	185150	196379	-	196379
6	Khandadhar	235596	-	235596	252375	-	252375	269574	-	269574
7	Deodarah	74331	-	74331	85231	-	85231	87892	-	87892
8	Ghogar	228095	-	228095	258975	-	258975	299733	-	299733
9	Darjeeing	86876	-	86876	91363	-	91363	96214	-	96214
10	Miriglotah	50580	-	50580	54804	-	54804	58728	-	58728
11	Chhatrihill	29680	-	29680	32683	-	32683	35716	-	35716
12	Sundargarh	48549	-	48549	55251	13	55264	62887	638	63525
13	Amco-Simco	9663	-	9663	12320	-	12320	14396	-	14396

Odisha *aah!*

{ Rajhans Island, Chilika }

8 lakes. 24 islands. 15 waterfalls. 11 beaches. 1,000 temples. 19 sanctuaries. 15 museums...
there's a surprise at every corner.



ODISHA
INDIA'S BEST KEPT SECRET.

Odisha **aah!**



{ Nalabana Bird Sanctuary, Chilika Lake }

India's largest wintering ground for over 10 lakh migratory birds.

19 sanctuaries. 8 lakes. 24 islands. 15 waterfalls. 11 beaches. 1,000 temples. 15 museums ...

there's a surprise at every corner.



ODISHA
INDIA'S BEST KEPT SECRET.



ODISHA

INDIA'S BEST KEPT SECRET.

Department of Tourism, Govt. of Odisha, Paryatan Bhawan, Lewis Road
Bhubaneswar - 751014, Ph: 0674 - 2432177/ 2431896, Fax: 0674 - 2430887
info@odishatourism.gov.in | www.odishatourism.gov.in

 [odishatourismofficial](https://www.facebook.com/odishatourismofficial)  [odishatourismofficial](https://www.instagram.com/odishatourismofficial)  [odisha_tourism](https://twitter.com/odisha_tourism)