



STATISTICAL BULLETIN 2020

DEPARTMENT OF TOURISM • GOVERNMENT OF ODISHA



ODISHA
INDIA'S BEST KEPT SECRET.




Source of Data

The Statistics contained in the publication are compiled from the data collected from various Tourist offices of Tourism Department, Airlines, ASI, Forest Department, Hospitality Units etc.

FOREWORD

The Statistical Bulletin-2020 provides an overview of Odisha's tourism and hospitality sector by offering insights into the government's focus areas through tourist visits, hospitality accommodation related information, budgeted outlays and expenditures. The report is a compilation of tourist data drawn from various sources that has been analyzed on the basis of season of arrival, mode of transport, country-wise & state-wise break-up of tourists, tourist arrival to the State etc. An estimate of earnings through tourism and employment generated thereof have also been given. The chapter "HIGHLIGHTS" gives a summary on the important aspects of the report. I hope this will be an indicative resource manual for research students, scholars, academicians, planners and others interested in Travel and Tourism Industry.



Shri Sachin R Jadhav, IAS
Director Tourism, Govt. of Odisha



Sitakund Waterfall, Similipal

CONTENTS

SL.No.	SUBJECT	PAGE
1	Highlights	7
2	Tourist Visits in Odisha	
	A. Tourist Visits (Domestic & Foreign)	8
	B. Foreign Tourist Visits in Odisha	9
	C. Domestic Tourist Visits in Odisha	9
2	D. Month wise Tourist Visits in Odisha	10
	Tourist Visits in Odisha during Ten Years (Shown in Graphically)	
	A. Calendar Year wise	10
	B. Financial Year wise	12
4	Domestic Tourist visits in Odisha (Calendar year/Financial year)	13
5	World-India-Odisha Tourist Arrival	15
6	Country wise Break-up of Foreign Tourists visiting the State	16
7	State wise Break-up of Domestic Tourists visiting the State	20
8	Tourists Arrival by Air	22
9	Hotel Statistics	
	A. District wise Hotel position	24
	B. Place wise Hotel position	25
	C. Year wise Hotel position	31
10	List of Star Hotels in Odisha	32
11	District wise places and category wise Hotels in Odisha	36
12	Inflow of Money through Tourist Spending (Expenditure) in Odisha	42
13	Identified Tourist Centers in Odisha	46
14	Accommodation Units operated by Tourism Department & tariff thereof	48
15	Accommodation Units operated by OTDC	49
16	Tariff of OTDC Accommodation Units	50
17	How to Book Panthanivas	53
18	Average Percentage of Hotel Occupancy	54
19	Address of Govt. of Odisha Tourist Offices	55
20	Highlights of Tourist Profile Survey of 2018-19	58
21	List of Excursion Agencies Recognised by the Tourism Dept.	60
22	Year wise Plan Outlay & Expenditure	72
23	Tourists visit to the Identified Tourist Centers of Odisha	73



Dyke Road, Sambalpur

HIGHLIGHTS

A. Tourist Visits during 2020

Domestic	Foreign	Total	% Change
46,22,273	10,206	46,32,479	(-)58.7%

B. Seasonal Pattern of Tourist visits during 2020

Peak Season	Domestic	Foreign	Total
(January-March and October-December)	46,22,273	10,206	46,32,479
Lean Season			
(April- September)	-	-	-
Total	46,22,273	10,206	46,32,479

C. Mode of Arrival of Tourist during 2020

Mode	Domestic	Foreign	Total
Air	6,32,094	4,164	6,36,258

D. Tourist Generating Areas during 2020

Foreign : Maximum from USA

Domestic: Maximum from West Bengal

E. Monthly Tourist inflow during 2020

	Maximum	Minimum
Domestic	January : 19,21,147	October : 2,15,034
Foreign	January : 4,587	October : 24

F. Foreign Tourist Arrival during 2020(Odisha vis-a-vis India)

India	Odisha	Share
27,44,766	10,206	0.37



G. Hotel Position in Odisha at the end of 2020

Category of Hotels	No. of Hotels	No. of Rooms	No. of Beds
High Spending Group (HSG)	359	12768	26777
Middle Spending Group (MSG)	579	11775	24266
Low Spending Group (LSG)	1127	18978	36676
Total	2065	43521	87719

H. Inflow of Money through Tourist Spending (Expenditure) in Odisha during 2020 (Rs. in Crore)

Domestic	Foreign	Total
4619.38	42.54	4661.92

TOURIST VISITS IN ODISHA

A. Tourist Visits (Domestic & Foreign)

	2018	2019	2020
(a) Visits during the whole year	1,53,19,358	1,54,22,765	46,32,479
* Increase/decrease	12,08,115	1,03,407	(-)1,07,90,286
* Change in Percentage	8.56%	0.68%	(-)70.02%
(b) Visits during January-June	71,39,757	67,20,789	38,15,598
* Increase/decrease	5,23,567	(-)4,18,968	(-)29,05,191
* Change in percentage	7.91%	(-)5.67%	(-)43.23%
(c) Visits during July-December	81,79,601	87,01,976	8,16,881
* Increase/decrease	6,84,548	5,22,375	(-)78,85,095
* Change in percentage	9.13%	6.39%	(-)90.61%
(d) Visits during January-March & October-December (Peak Period)	81,83,594	99,86,308	38,15,598
* Increase/decrease	6,97,191	8,02,714	(-)61,70,710
* Change in percentage	8.22%	8.74%	(-)61.80%
(e) Visits during April-September (Lean Period)	61,35,764	54,36,457	----
* Increase/decrease	5,10,924	(-)6,99,307	(-)54,36,457
* Change in percentage	9.08%	(-)11.4%	(-)100%

B. Foreign Tourist Visits in Odisha

	2018	2019	2020
(a) Visits during the whole year.	1,10,818	1,15,128	10,206
* Increase/decrease	10,804	4,310	(-1,04,922)
* Change in percentage	10.80%	3.86%	(-)91.14%
(b) Visits during January-June	43,440	43,678	10,103
* Increase/decrease	4,088	238	(-)33,575
* Change in percentage	10.39%	0.55%	(-)76.87%
(c) Visits during July-December	67,378	71,450	103
* Increase/decrease	6,716	4,072	(-)71,347
* Change in percentage	11.07%	6.04%	(-)98.46%
(d) Visits during January-March & October-December (Peak Period)	69,304	76,738	10,206
* Increase/decrease	7,849	(-)7,434	(-)66,532
* Change in percentage	12.77%	10.72%	(-)86.70%
(e) Visits during April-September (Lean Period)	41,514	38,390	-
* Increase/decrease	2,955	(-)3,124	(-)38,390
* Change in percentage	7.66%	(-)7.53%	(-)100%

C. Domestic Tourist Visits in Odisha

	2018	2019	2020
(a) Visits during the whole year	1,52,08,540	1,53,07,637	46,22,273
* Increase/decrease	11,97,311	99,097	(-)1,06,85,364
* Change in percentage	8.55%	0.65%	(-)69.80%
(b) Visits during January-June	70,96,317	66,77,111	38,05,495
* Increase/decrease	5,19,479	4,19,206	(-)28,71,616
* Change in percentage	7.90%	(-)5.91%	(-)43.00%
(c) Visits during July-December	81,12,222	86,30,526	8,16,778
* Increase/decrease	6,77,831	5,18,304	(-)78,13,748
* Change in percentage	9.12%	6.39%	(-)90.54%
(d) Visits during January-March & October-December (Peak Period)	91,14,290	99,09,570	46,22,273
* Increase/decrease	6,89,342	795280	(-)52,87,297
* Change in percentage	8.18%	8.73%	(-)53.36%
(e) Visits during April-September (Lean Period)	60,94,250	53,98,067	----
* Increase/decrease	5,07,969	6,96,183	(-)53,98,067
* Change in percentage	9.09%	(-)11.42%	(-)100%



D. Tourist Visits in Odisha during 2020 (Month wise)

Month	Number of Tourists			Proportion to Total (in %)	
	Domestic	Foreign	Total	Domestic	Foreign
January	19,21,147	4,587	19,25,734	41.56	44.94
February	12,73,794	4,543	12,78,337	27.56	44.51
March	6,10,554	973	6,11,527	13.21	9.53
April	—	—	—	—	—
May	—	—	—	—	—
June	—	—	—	—	—
July	—	—	—	—	—
August	—	—	—	—	—
September	—	—	—	—	—
October	2,15,034	24	2,15,058	4.65	0.24
November	2,53,919	26	2,53,945	5.49	0.26
December	3,47,825	53	3,47,878	7.53	0.52
Total	46,22,273	10,206	46,32,479	100.00	100.00

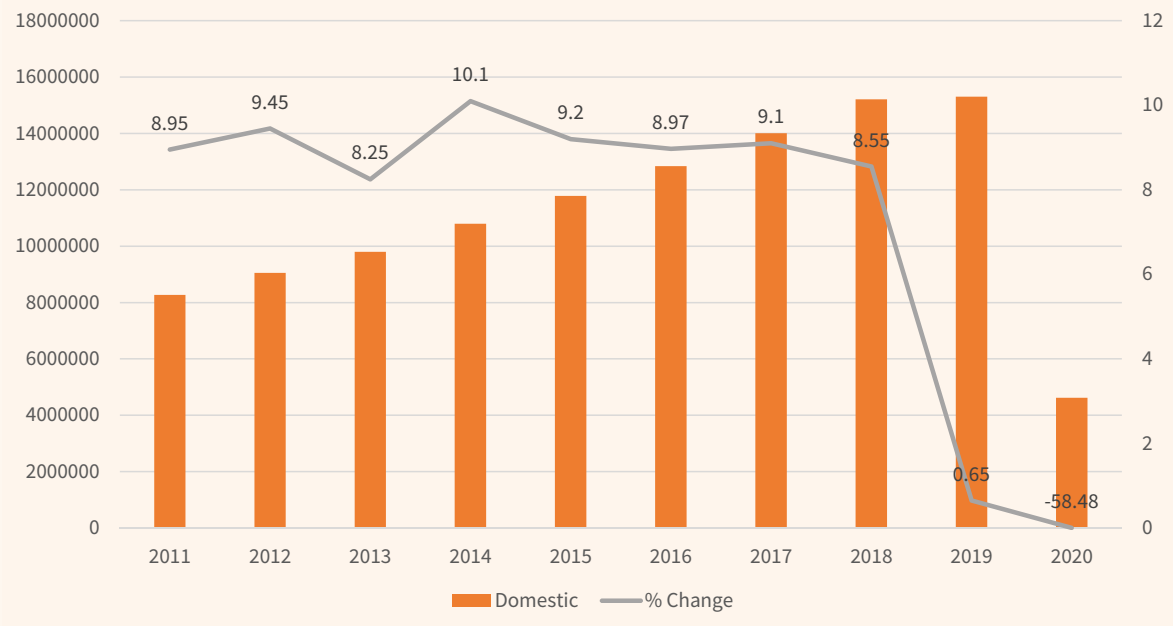
TOURIST VISITS IN ODISHA

Calendar Year (January -December)

Year	Domestic	% Change	Foreign	%Change	Total	% Change
2011	82,71,257	8.95	60,722	20.4	83,31,979	9.03
2012	90,53,086	9.45	64,719	6.58	91,17,805	9.43
2013	98,00,135	8.25	66,675	3.02	98,66,810	8.21
2014	1,07,90,622	10.1	71,426	7.13	1,08,62,048	10.08
2015	1,17,86,117	9.2	66,971	(-) 6.24	1,18,53,088	9.12
2016	1,28,42,899	8.97	76,361	14.02	1,29,19,260	9.00
2017	1,40,11,229	9.10	1,00,014	30.98	1,41,11,243	9.23
2018	1,52,08,540	8.55	1,10,818	10.80	1,53,19,358	8.56
2019	1,53,07,637	0.65	1,15,128	3.88%	1,54,22,765	0.68
2020	46,22,273	(-)58.48	10,206	(-)88.00	46,32,479	(-)58.70

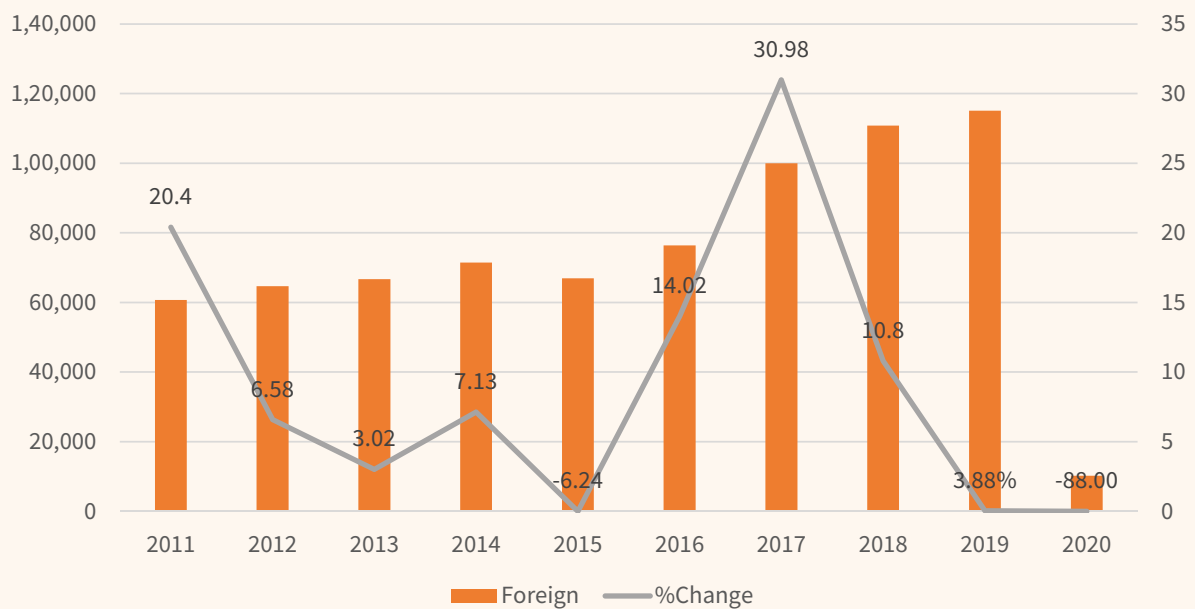
DOMESTIC TOURIST VISITS IN ODISHA

CALENDAR YEAR (JANUARY -DECEMBER)



FOREIGN TOURIST VISITS IN ODISHA

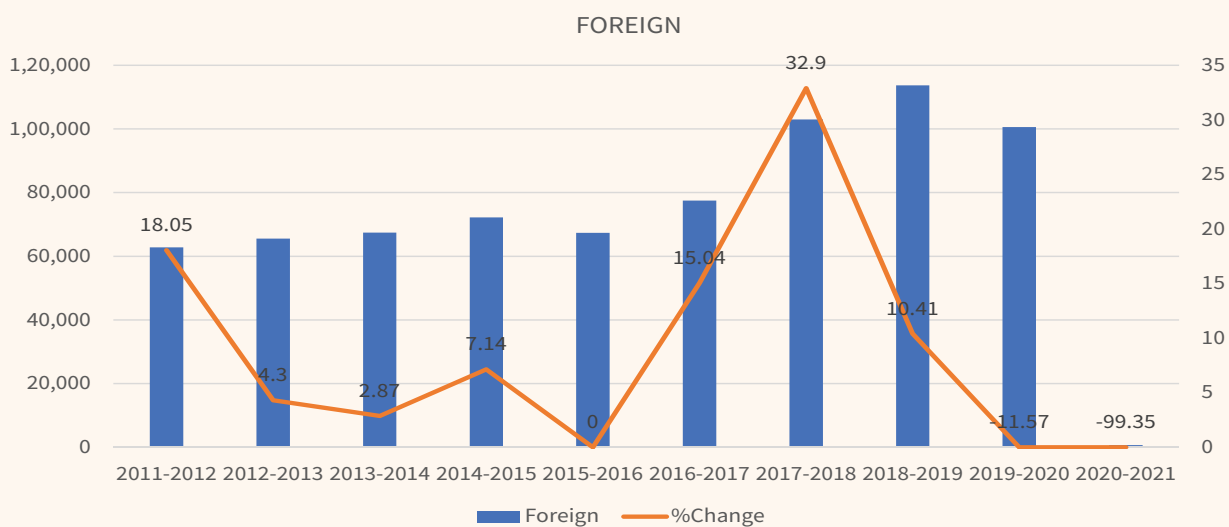
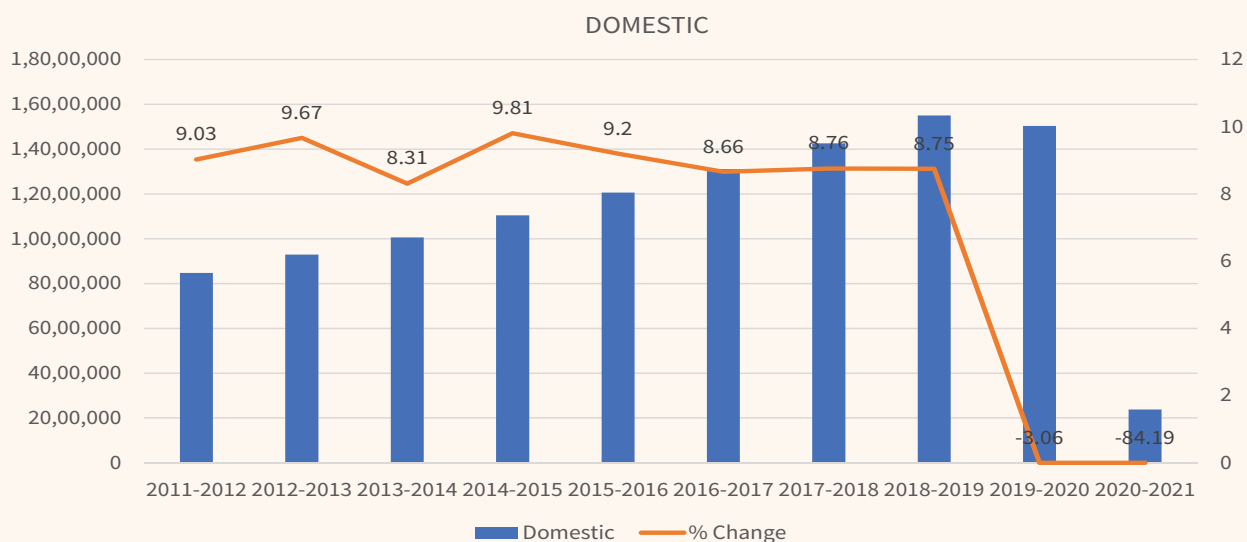
CALENDAR YEAR (JANUARY -DECEMBER)





Financial Year (April-March)

Year	Domestic	% Change	Foreign	%Change	Total	% Change
2011-2012	84,72,208	9.03	62,816	18.05	85,35,024	9.09
2012-2013	92,91,734	9.67	65,522	4.3	93,57,256	9.63
2013-2014	1,00,64,072	8.31	67,400	2.87	1,01,31,472	8.27
2014-2015	1,10,51,351	9.81	72,215	7.14	1,11,23,566	9.79
2015-2016	1,20,67,695	9.20	67,364	(-) 6.72	1,21,35,059	9.09
2016-2017	1,31,12,728	8.66	77,496	15.04	1,31,90,224	8.69
2017-2018	1,42,61,546	8.76	1,02,995	32.90	1,43,64,541	8.90
2018-2019	1,55,09,529	8.75	1,13,721	10.41	1,56,23,250	8.76
2019-2020	1,50,35,593	(-)3.06	1,00,567	(-)11.57	1,51,36,160	(-)3.12
2020-2021	23,76,523	(-)84.19	652	(-)99.35%	23,77,175	(-)84.29



DOMESTIC TOURIST VISITS IN ODISHA

Calendar Year (January - December)

Year	Tourists of Odisha	Tourists of other States / UTs in India	Total
2011	46,57,402	36,13,855	82,71,257
2012	54,37,254	36,15,832	90,53,086
2013	58,81,714	39,18,421	98,00,135
2014	64,74,077	43,16,545	1,07,90,622
2015	70,71,367	47,14,750	1,17,86,117
2016	77,05,425	51,37,474	1,28,42,899
2017	84,06,401	56,04,828	1,40,11,229
2018	91,24,818	60,83,722	1,52,08,540
2019	91,84,255	61,23,382	1,53,07,637
2020	27,73,207	18,49,066	46,22,273

Financial Year (April- March)

Year	Tourists of Odisha	Tourists of other States / UTs in India	Total
2016-17	78,67,321	52,45,407	1,31,12,728
2017-18	85,56,603	57,04,943	1,42,61,546
2018-19	93,05,282	62,04,247	1,55,09,529
2019-20	90,20,922	60,14,671	1,50,35,593
2020-21	14,25,770	9,50,753	23,76,523

Debrigarh Sanctuary, Sambalpur



WORLD - INDIA - ODISHA - TOURIST ARRIVAL

A. WORLD- INDIA – ODISHA (in Millions.)

YEAR	WORLD	INDIA(ITAs)	ODISHA
2016	1239.0	14.57	0.07
2017	1323.0	15.54	0.10
2018	1401.0	17.42	0.11
2019	1460.0	17.91	0.12
2020	381.00	6.33	0.01

B. INDIA' S SHARE IN WORLD TOURIST ARRIVAL (in Millions.)

YEAR	WORLD	INDIA (ITAs)	Share
2016	1239.0	14.57	1.18
2017	1323.0	15.54	1.17
2018	1401.0	17.42	1.24
2019	1460.0	17.91	1.23
2020	381.00	6.33	1.66

C. ODISHA' S SHARE IN NATIONAL TOURIST ARRIVAL (in Nos.)

YEAR	INDIA (FTAs)	ODISHA	SHARE
2011	63,09,222	60,722	0.96
2012	65,77,745	64,719	0.97
2013	69,67,601	66,675	0.96
2014	76,79,099	71,426	0.93
2015	80,27,133	66,971	0.83
2016	88,04,411	76,361	0.87
2017	1,00,35,803	1,00,014	0.99
2018	1,05,57,929	1,10,818	1.05
2019	1,05,57,976	1,15,128	1.09
2020	71,71,769	10,206	0.14

- ITAs - International Tourist Arrivals (FTAs + NRIs)
- FTAs - Foreign Tourist Arrivals
- NRIs - Non Resident Indians



COUNTRY WISE BREAK- UP OF FOREIGN TOURISTS VISITING THE STATE

USA and France were the major tourist generating markets for Odisha during the year 2020 with 1585 and 707 tourists respectively and followed by Italy-668, Japan-639, UK-558, Netherlands-527, Germany-499, Australia-476, Bangladesh-451 and CIS(Russia)-361. The number of foreign tourist arrival from different countries during last 3 years is given below in the following table.

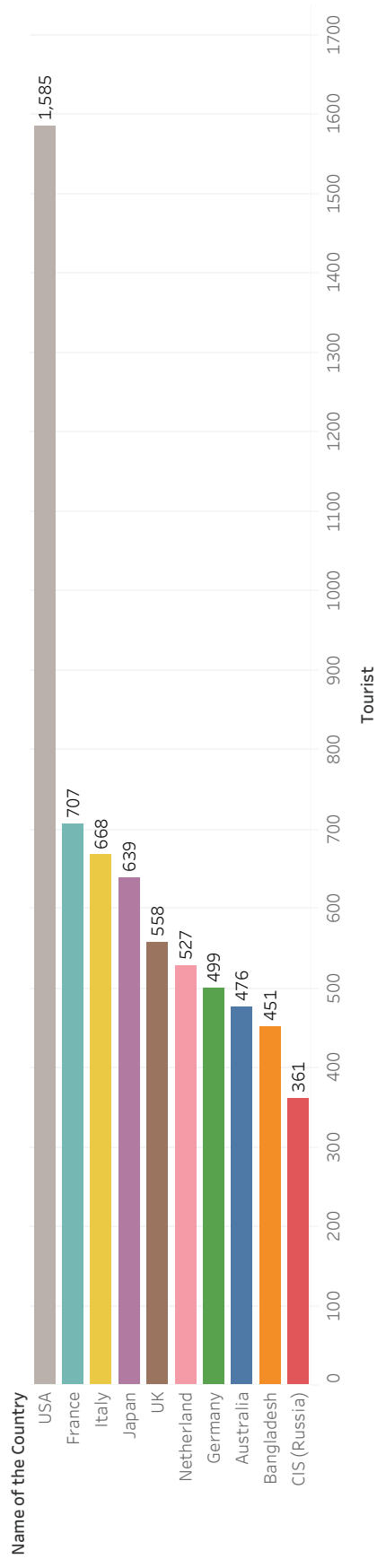
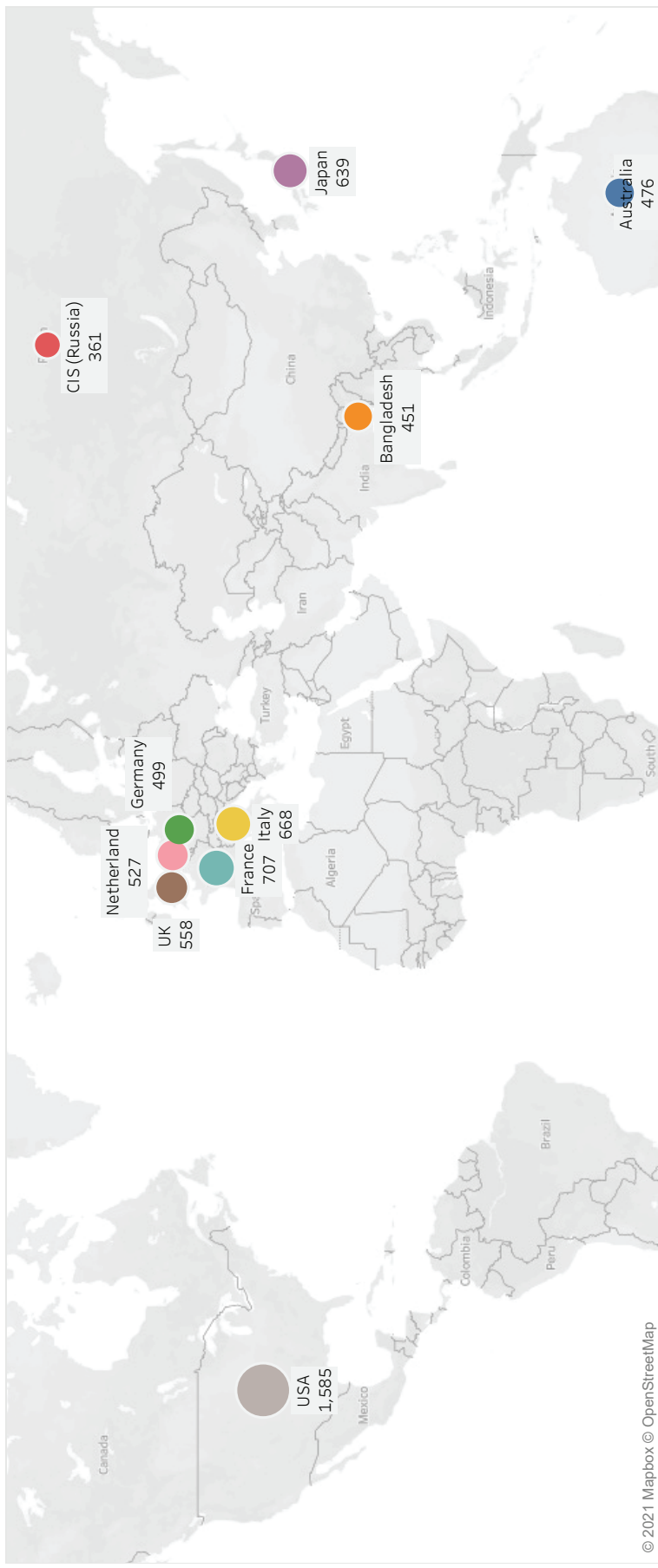
Sl. No.	Name of the Country/ Region	No. of Tourists During the Year		
		2018	2019	2020
1	2	3	4	5
North America				
1	Canada	2782	2687	222
2	U.S.A	8747	11709	1585
3	Others	535	564	116
	Total	12064	14960	1923
Central and South America				
1	Argentina	536	556	40
2	Brazil	484	503	37
3	Mexico	327	340	5
4	Others	461	468	68
	Total	1808	1867	150
Australia				
1	Australia	3626	3855	476
2	Newzealand	982	1020	52
3	Others	107	111	40
	Total	4725	4986	568
Western Europe				
1	Austria	686	698	76
2	Belgium	1390	1419	88
3	Denmark	843	876	9
4	Finland	1078	1110	19
5	France	5382	6195	707
6	Germany	4588	5126	499
7	Ireland	498	487	47

Sl. No.	Name of the Country/ Region	No. of Tourists During the Year		
		2018	2019	2020
1	2	3	4	5
8	Italy	5052	5984	668
9	Netherlands	5957	5389	527
10	Spain	2370	2622	205
11	Norway	805	816	111
12	Sweden	914	950	116
13	Switzerland	1592	1805	130
14	U.K.	9652	8546	558
15	Greece	204	212	28
16	Portugal	223	232	6
17	Others	492	510	35
	Total	41726	42977	3829
Eastern Europe				
1	Czechoslovakia	148	154	12
2	Poland	178	185	21
3	C.I.S.	3368	3476	361
4	Hungary	285	296	13
5	Others	418	434	84
	Total	4397	4545	491
West Asia				
1	Bahrain	95	98	4
2	Israel	948	985	151
3	Turkey	268	278	17
4	Others	1448	1358	78
	Total	2759	2719	250
South Asia				
1	Iran	155	222	39
2	Pakistan	190	94	62
3	Bangladesh	3834	3934	451
4	Sri Lanka	961	1561	175
5	Maldives	44	46	84
6	Nepal	2907	3106	251
7	Others	104	108	59
	Total	8195	9071	1121



Sl. No.	Name of the Country/ Region	No. of Tourists During the Year		
		2018	2019	2020
1	2	3	4	5
South-East Asia				
1	Malaysia	5828	4694	176
2	Singapore	1580	1658	79
3	Indonesia	429	447	37
4	Philippines	342	355	59
5	Thailand	482	501	69
6	Others	327	317	33
	Total	8988	7972	453
East Asia				
1	Japan	10161	10956	639
2	China	10531	9508	263
3	Hongkong	353	367	27
4	Korea	3140	3144	163
5	Others	228	237	45
	Total	24413	24212	1137
Africa				
1	Egypt	87	90	0
2	Ethiopia	7	09	6
3	Kenya	44	46	2
4	Mauritius	42	58	0
5	Nigeria	37	33	3
6	South Africa	1302	1352	273
7	Tanzania	15	14	0
8	Others	209	217	0
9	Total	1743	1819	284
	GRAND TOTAL	110818	115128	10206

FOREIGN TOURISTS ARRIVAL TO ODISHA IN 2020 (TOP 10 COUNTRIES)



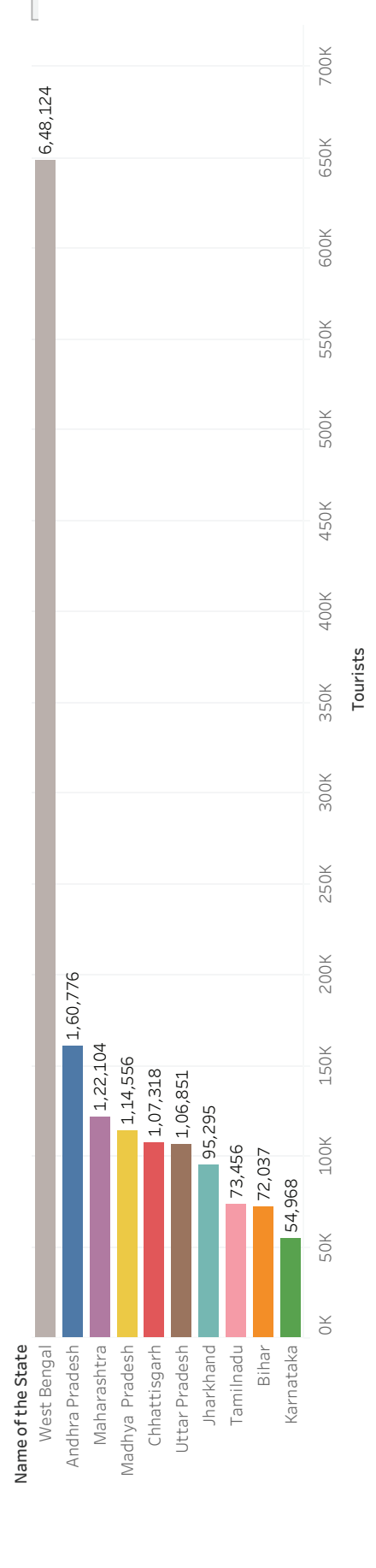
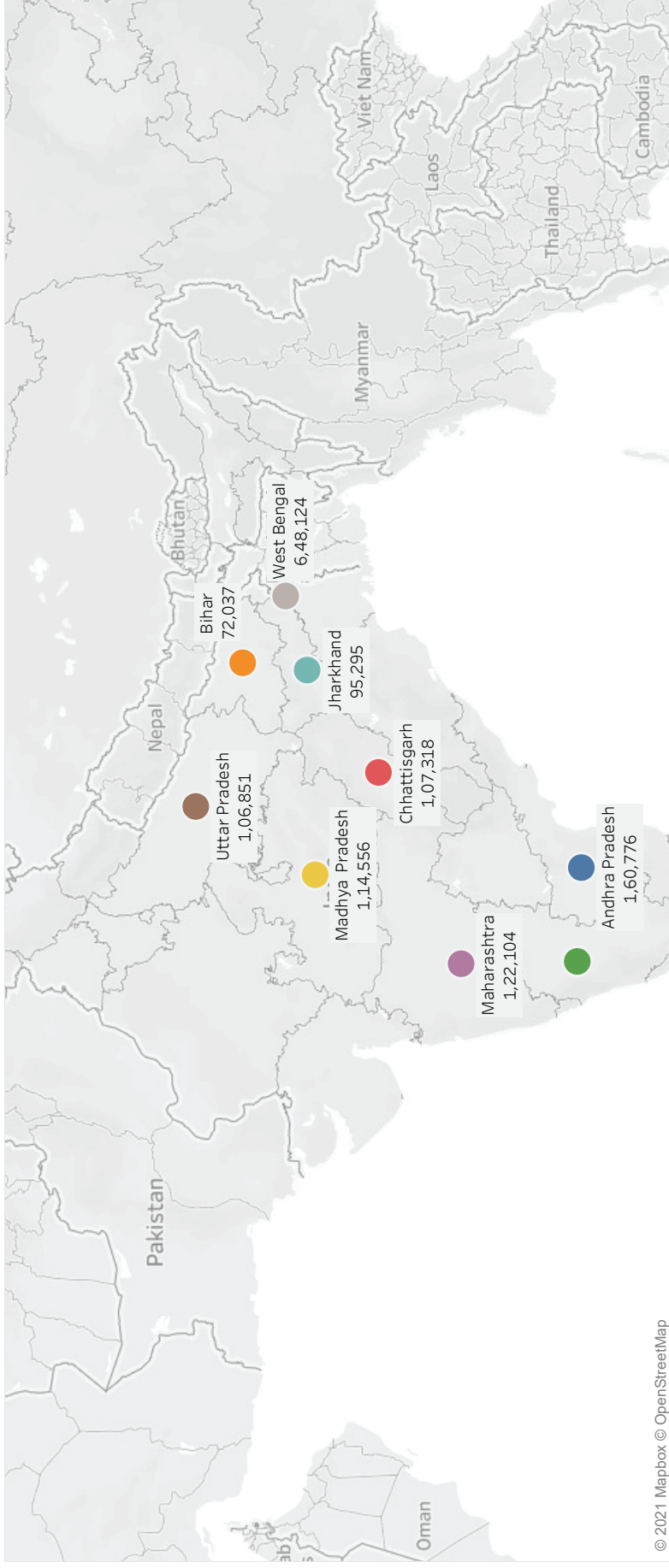


STATE WISE BREAK- UP OF DOMESTIC TOURISTS VISITING THE STATE

West Bengal continued to be the major tourist generating state for Odisha contributing 6,48,124 tourists i. e 14.02% of the total domestic tourists of 46,22,273 during 2020 and followed by Andhra Pradesh- 1,60,776, Maharashtra – 1,22,104 , Madhya Pradesh- 1,14,556, Chhattisgarh- 1,07,318 , Uttar Pradesh- 1,06,851, Jharkhand – 95,295, Tamilnadu -73,456, Bihar - 72,037 and Karnatak - 54,968. The number of domestic tourist visit from different States and Union Territories to Odisha during 2020 is given below in the following table.

SL No.	Name of the State/ Union Territory	Tourist during 2019	Proportion to total (in %)	Tourist during 2020	Proportion to total (in %)
1	West Bengal	21,43,070	14.00	6,48,124	14.02
2	Andhra Pradesh	3,69,312	2.41	1,60,776	3.48
3	Telangana	1,67,453	1.10	51,845	1.12
4	Bihar	2,41,859	1.58	72,037	1.56
5	Jharkhand	3,12,275	2.04	95,295	2.06
6	Madhya Pradesh	3,83,194	2.50	1,14,556	2.48
7	Chhattisgarh	3,52,576	2.30	1,07,318	2.32
8	Maharashtra	4,01,061	2.62	1,22,104	2.64
9	Uttar Pradesh	3,50,549	2.29	1,06,851	2.31
10	Uttarakhand	1,57,667	1.03	47,109	1.02
11	Tamilnadu	2,44,923	1.60	73,456	1.59
12	Karnataka	1,83,689	1.20	54,968	1.19
13	Gujarat	1,68,381	1.10	50,351	1.09
14	Rajasthan	1,22,459	0.80	36,481	0.79
15	Assam	64,290	0.42	19,419	0.42
16	Punjab	76,539	0.50	22,110	0.48
17	Haryana	38,272	0.25	11,555	0.25
18	Kerala	45,920	0.30	14,868	0.32
19	New Delhi	68,885	0.45	21,798	0.47
20	Tripura	21,430	0.14	5,477	0.12
21	Goa	4,593	0.03	1,884	0.04
22	Poducherry	6,452	0.04	2,346	0.05
23	Jammu & Kashmir	4,125	0.03	846	0.02
24	Other States/ UTs.	1,94,408	1.27	7,492	0.16
25	Odisha	91,84,256	60.00	27,73,207	60.00
TOTAL		1,53,07,637	100.00	46,22,273	100.00

DOMESTIC TOURISTS ARRIVAL TO ODISHA IN 2020 (TOP 10 STATES)





TOURISTS ARRIVAL BY AIR

During the year 2020, total tourist arrival by air to Odisha was 6,36,258 out of which Domestic and Foreign tourists were 6,32,094 and 4,164 respectively. The table below indicates the percentage change, proportion to tourist arrival and month-wise tourist arrival.

A. Tourists Arrival by Air/ Percentage of Change

Year	No. of Domestic Tourist	No. of Foreign Tourist	Total Tourist	Percentage Change
2016	6,76,281	12,073	6,88,354	71.98
2017	10,86,754	16,748	11,03,502	60.31
2018	18,16,490	30,433	18,46,923	67.37
2019	18,12,394	19,117	18,31,511	(-)0.83
2020	6,32,094	4,164	6,36,258	(-)65.26

B. Tourists Arrival by Air/ In Proportion with Total Arrival

Year	Domestic Tourists Arrival			Foreign Tourists Arrival		
	Total	By Air	Proportion (in %)	Total	By Air	Proportion (in %)
2016	1,28,42,899	6,76,281	5.26	76,361	12,073	15.81
2017	1,40,11,229	10,86,754	7.76	1,00,014	16,748	16.48
2018	1,52,08,540	18,16,490	11.94	1,10,818	30,433	27.46
2019	1,53,07,637	18,12,394	11.84	1,15,128	19,117	16.60
2020	46,22,273	6,36,258	13.77	10,206	4,164	40.80

C. Tourists Arrival to Odisha by Air during 2019 & 2020 (by Month)

Month	2019			2020		
	Domestic	Foreign	Total	Domestic	Foreign	Total
January	162443	1785	164228	177777	2123	179900
February	161821	1744	163565	138858	1310	140168
March	176087	1688	177775	72084	731	72815
April	168160	1949	170109	-	-	-
May	155745	1238	156983	-	-	-
June	161407	1527	162934	-	-	-
July	124001	1276	125277	-	-	-
August	144418	1327	145745	-	-	-
September	139604	1550	141154	-	-	-
October	139423	1518	140941	71811	-	71811
November	137162	1735	138897	91409	-	91409
December	142123	1780	143903	80155	-	80155
Total	1812394	19117	1831511	632094	4164	6,36,258

D. Departure of tourists from Bhubaneswar Airport during 2019 & 2020 (by Month)

Month	2019			2020		
	Domestic	Foreign	Total	Domestic	Foreign	Total
January	193758	1869	195627	177937	2104	180041
February	167230	1778	169008	166704	1449	168153
March	174294	1704	175998	112753	932	113685
April	164334	2015	166349	-	-	-
May	173400	1287	174687	-	-	-
June	187324	1692	189016	-	-	-
July	172979	1591	174570	-	-	-
August	141841	1320	143161	-	-	-
September	160078	1642	161720	-	-	-
October	150185	1555	151740	101816	-	101816
November	163595	1945	165540	87401	-	87401
December	166617	2000	168617	105944	-	105944
Total	2015635	20398	2036033	752555	4485	757040

HOTEL STATISTICS

According to Hotel tariff and the spending capacity of tourists, the existing hotels in Odisha have been broadly divided into three categories.

Category of Hotels	Average Tariff Per Room per Day
Low Spending Group (L.S.G)	Up to Rs.900/-
Middle Spending Group (M.S.G)	Rs.901/- to Rs.1800/-
High Spending Group (H.S.G)	Rs.1801/- & Above



DISTRICT WISE HOTEL POSITION IN ODISHA DURING 2020

Sl. No.	District	HSG Hotels/ Rooms/Beds	MSG Hotels/ Rooms/Beds	LSG Hotels/ Rooms/Beds	Total Hotels Rooms/Beds
1	2	3	4	5	6
1	Angul	06/472/944	09/244/504	20/456/806	35/1172/2254
2	Balasore	13/287/590	35/635/1452	39/612/1138	87/1534/3180
3	Baragarh	Nil	14/329/680	23/309/605	37/638/1285
4	Bhadrak	05/143/267	13/269/527	25/273/527	43/685/1321
5	Balangir	06/157/323	13/249/494	26/462/783	45/868/1600
6	Boudh	Nil	Nil	05/79/140	05/79/140
7	Cuttack	12/293/555	15/496/885	59/1236/2450	86/2025/3890
8	Dhenkanal	01/30/60	05/61/122	03/79/131	09/170/313
9	Deogarh	Nil	02/37/71	03/59/101	05/96/172
10	Gajapati	Nil	02/46/80	10/170/297	12/216/377
11	Ganjam	07/217/463	28/665/1358	54/1005/1875	89/1887/3696
12	Jagatsinghpur	07/250/513	07/134/256	12/140/263	26/524/1032
13	Jajpur	11/480/955	07/127/259	21/349/615	39/956/1829
14	Jharsuguda	08/387/780	13/376/746	23/492/845	44/1255/2371
15	Kalahandi	Nil	05/191/387	31/549/938	36/740/1325
16	Kandhamal	06/105/205	15/218/480	16/349/594	37/672/1279
17	Kendrapara	05/11/30	05/65/148	10/83/155	20/159/333
18	Keonjhar	23/401/778	21/332/636	27/439/734	71/1172/2148
19	Khurda	71/3080/6082	145/2406/4754	108/1680/3585	324/7166/14421
20	Koraput	08/148/294	09/225/450	37/841/1414	54/1214/2158
21	Malkangiri	Nil	Nil	06/163/300	06/163/300
22	Mayurbhanj	07/84/204	13/166/355	31/671/1212	51/921/1771
23	Nuapada	Nil	02/38/76	12/153/278	14/191/354
24	Nawarangpur	Nil	04/110/220	07/178//288	11/288/508
25	Nayagarh	01/12/24	04/44/88	13/174/310	18/230/422
26	Puri	127/4990/11352	152/3348/7362	394/5766/12309	673/14104/31023
27	Rayagada	02/86/172	04/108/219	32/659/1241	38/853/1632
28	Sambalpur	09/353/706	11/231/467	32/624/1101	52/1208/2274
29	Subarnapur	Nil	Nil	06/132/242	06/132/242
30	Sundargarh	24/782/1480	26/625/1190	42/796//1399	92/2203/4069
	Total:	359/12768/26777	579/11775/24266	1127/18978/36676	2065/43521/87719

PLACE-WISE HOTEL POSITION IN ODISHA

Sl. No.	Name of the place	2019			2020		
		No. of Hotels	No. of Rooms	No. of Beds	No. of Hotels	No. of Rooms	No. of Beds
ANGUL DISTRICT							
1	Angul	26	906	1732	27	946	1815
2	Talcher	08	226	439	08	226	439
	Total	34	1132	2171	35	1172	2254
BALASORE DISTRICT							
1	Balasore	36	716	1294	39	747	1355
2	Chandipur	17	388	903	14	338	793
3	Chandaneswar	02	26	47	02	26	47
4	Panchalingeswar	09	169	406	11	162	406
5	Jaleswar	04	40	69	03	37	68
6	Soro	04	40	83	03	34	73
7	Remuna	05	25	80	04	19	68
8	Talasari	04	88	162	04	93	182
9	Laxmannath	01	08	16	01	08	16
10	Udaypur	04	68	172	04	53	138
11	Khantapada	-	-	-	02	17	34
	Total	86	1568	3232	87	1534	3180
BARGARH DISTRICT							
1	Bargarh	20	441	898	23	512	1040
2	Nrusimhanath	04	13	32	04	13	32
3	Padmapur	06	77	142	06	77	142
4	Paikamal	01	11	21	01	11	21
5	Barpali	03	25	50	03	25	50
	Total	34	567	1143	37	638	1285
BHADRAK DISTRICT							
1	Bhadrak	27	324	780	22	365	706
2	Chandbali	06	75	177	06	75	177
3	Aradi	06	38	71	06	34	62
4	Basudevpur	04	56	104	04	56	104
5	Dhamara	05	155	272	05	155	272
	Total	48	648	1404	43	685	1321
BALANGIR DISTRICT							
1	Balangir	31	544	996	31	551	1026
2	Kantabanji	06	145	250	07	184	328
3	Titilagarh	07	133	246	07	133	246
	Total	44	822	1492	45	868	1600



Sl. No.	Name of the place	2019			2020		
		No. of Hotels	No. of Rooms	No. of Beds	No. of Hotels	No. of Rooms	No. of Beds
BOUDH DISTRICT							
1	Boudh	05	79	140	05	79	140
	Total	05	79	140	05	79	140
CUTTACK DISTRICT							
1	Cuttack	81	1995	3828	81	1995	3828
2	Dhabaleswar	01	08	18	01	08	18
3	Bhattarika	01	05	10	01	05	10
4	Baliput Satkosia	01	08	16	01	08	16
5	Ansupa	01	03	06	01	03	06
6	Athagarh	01	06	12	01	06	12
	Total	86	2025	3890	86	2025	3890
DHENKANAL DISTRICT							
1	Dhenkanal	08	159	291	08	159	291
2	Kapilash	01	11	22	01	11	22
	Total	09	170	313	09	170	313
DEOGARH DISTRICT							
1	Deogarh	04	75	132	04	75	132
2	Barkote	01	21	40	01	21	40
	Total	05	96	172	05	96	172
GAJAPATI DISTRICT							
1	Paralakhemundi	13	221	378	12	216	377
	Total	13	221	378	12	216	377
GANJAM DISTRICT							
1	Berhampur	49	1157	2128	51	1182	2218
2	Gopalpur	19	333	754	21	365	826
3	Rambha	01	24	48	01	24	48
4	Taptapani	01	11	28	01	11	28
5	Aska	02	34	56	02	34	56
6	Bhanjanagar	03	48	84	03	51	99
7	Chhatrapur	02	50	95	05	94	172
8	Taratarini	01	10	26	01	10	26
9	Girisola	01	04	10	01	04	10
10	Chikiti	02	35	59	02	35	59
11	Odia Alapur Pathara	01	77	154	01	77	154
	Total	82	1783	3442	89	1887	3696
JAGATSINGHPUR DISTRICT							
1	Paradeep	19	458	917	19	458	917
2	Jagatsinghpur	07	66	115	07	66	115
	Total	26	524	1032	26	524	1032

Sl. No.	Name of the place	2019			2020		
		No. of Hotels	No. of Rooms	No. of Beds	No. of Hotels	No. of Rooms	No. of Beds
JAJPUR DISTRICT							
1	Jajpur Town	08	83	157	08	83	157
2	Jajpur Road	22	660	1267	22	660	1267
3	Patharajpur	01	20	40	01	20	40
4	Chandikhol	01	39	70	01	39	70
5	Kuakhia	02	33	54	02	33	54
6	Ratnagiri	01	13	26	01	13	26
7	Mahavinayak	01	03	06	01	03	06
8	Olasuni	01	03	06	01	03	06
9	Kalinga Nagar Duburi	02	102	203	02	102	203
	Total	39	956	1829	39	956	1829
JHARSUGUDA DISTRICT							
1	Jharsuguda	40	1149	2191	37	1132	2145
2	Belpahar	05	94	180	03	75	147
3	Brajrajnagar	04	48	79	04	48	79
	Total	49	1291	2450	44	1255	2371
KALAHANDI DISTRICT							
1	Bhawanipatna	22	519	917	22	519	917
2	Kesinga	03	64	120	03	64	120
3	Dharmagarh	02	63	105	02	63	105
4	Junagarh	06	61	120	06	61	120
5	Madanpur-Rampur	02	18	34	02	18	34
6	Narla-Road	01	15	29	01	15	29
	Total	36	740	1325	36	740	1325
KANDHAMAL DISTRICT							
1	Phulbani	10	224	363	12	280	473
2	Baliguda	03	56	93	05	105	188
3	Daringibadi	08	85	190	17	247	540
4	G.Udaygiri	-	-	-	03	40	78
	Total	21	365	646	37	672	1279
KENDRAPARA DISTRICT							
1	Kendrapara	11	125	229	11	125	229
2	Bhitarkanika	08	30	96	08	30	96
3	Gupti	01	04	08	01	04	08
	Total	20	159	333	20	159	333




Sl. No.	Name of the place	2019			2020		
		No. of Hotels	No. of Rooms	No. of Beds	No. of Hotels	No. of Rooms	No. of Beds
KEONJHAR DISTRICT							
1	Keonjhar	32	510	968	31	482	903
2	Barbil	19	350	622	19	356	619
3	Ghatagaon	05	62	120	08	98	196
4	Anandapur	02	17	24	02	25	46
5	Joda	08	166	297	09	183	334
6	Champua	02	28	50	02	28	50
	Total	68	1133	2081	71	1172	2148
KHURDA DISTRICT							
1	Bhubaneswar	265	6374	12594	286	6697	13388
2	Balugaon	08	144	348	08	144	348
3	Barkul	10	108	228	10	108	228
4	Khurda	06	61	126	06	61	115
5	Jatni	09	129	270	11	144	310
6	Atri	01	06	20	01	06	20
7	Dhauri	01	03	06	01	03	06
8	Kenduli	01	03	06	01	03	06
	Total	301	6828	13598	324	7166	14421
KORAPUT DISTRICT							
1	Koraput	14	311	572	14	311	572
2	Jeypore	21	559	944	23	616	1048
3	Sunabeda	02	18	36	02	18	36
4	Semiliguda	05	141	259	05	141	259
5	Gupteswar	01	14	28	01	14	28
6	Damanjodi	04	46	84	04	59	108
7	Bopariguda	01	10	20	01	10	20
8	Kakiriguma	02	25	50	02	25	50
9	Lamtaput	02	16	29	02	20	37
	Total	52	1140	2022	54	1214	2158
MALKANGIRI DISTRICT							
	Malkangiri	06	138	265	06	163	300
	Total	06	138	265	06	163	300
MAYURBHANJ DISTRICT							
1	Baripada	24	498	874	24	508	922
2	Bangiriposi	03	26	52	03	29	58
3	Rairangpur	10	184	335	08	174	326
4	Udala	03	30	57	02	20	44
5	Jashipur	05	58	154	04	56	122
6	Karanja	04	63	118	04	64	121

Sl. No.	Name of the place	2019			2020		
		No. of Hotels	No. of Rooms	No. of Beds	No. of Hotels	No. of Rooms	No. of Beds
7	Khiching	01	04	08	01	06	14
8	Similipal	04	46	120	04	46	120
9	Lulung	01	18	44	01	18	44
	Total	55	927	1762	51	921	1771
NUAPADA DISTRICT							
1	Khariar	05	67	122	04	58	104
2	Khariar Road	08	108	218	07	94	176
3	Nuapada	03	39	74	03	39	74
	Total	16	214	414	14	191	354
NAWARANGPUR DISTRICT							
1	Nawarangpur	06	175	303	06	188	329
2	Umerkote	07	118	196	05	100	179
	Total	13	293	499	11	288	508
NAYAGARH DISTRICT							
1	Nayagarh	11	145	258	12	165	298
2	Dasapalla	04	38	75	04	38	75
3	Odagaon	01	15	25	01	15	25
4	Badmul	01	12	24	01	12	24
	Total	17	210	382	18	230	422
PURI DISTRICT							
1	Puri	554	12351	26755	631	13755	30263
2	Konark	39	300	656	39	301	658
3	Kakatpur	01	11	24	01	11	24
4	Satapada	02	37	78	02	37	78
	Total	596	12699	27513	673	14104	31023
RAYAGADA DISTRICT							
1	Rayagada	28	595	1197	23	557	1064
2	Gunupur	08	172	326	07	164	302
3	Muniguda	10	150	297	08	132	266
	Total	46	917	1820	38	853	1632
SAMBALPUR DISTRICT							
1	Sambalpur	46	1112	2107	43	1080	2034
2	Burla	06	83	157	05	78	148
3	Hirakud	01	26	52	01	26	52
4	Rairakhol	01	05	12	01	05	12
5	Thekoli	01	09	18	01	09	18
6	Rengali	01	10	10	01	10	10
	Total	56	1245	2356	52	1208	2274



Sl. No.	Name of the place	2019			2020		
		No. of Hotels	No. of Rooms	No. of Beds	No. of Hotels	No. of Rooms	No. of Beds
SUBARNAPUR DISTRICT							
1.	Sonepur	06	132	242	06	132	242
	Total	06	132	242	06	132	242
SUNDARGARH DISTRICT							
1	Rourkela	69	1832	3386	70	1861	3437
2	Sundargarh	13	187	326	11	169	303
3	Rajgangpur	07	139	271	07	134	257
4	Bonai	03	27	48	04	39	72
	Total	92	2185	4031	92	2203	4069



YEAR - WISE HOTEL POSITION IN ODISHA

Year	No. of HSG Hotels/ Rooms/Beds	No. of MSG Hotels/ Rooms/Beds	No. of LSG Hotels/ Rooms/Beds	Total Hotels/ Rooms/Beds
2011	150/5727/11652	245/5721/11544	933/15843/29671	1328/27291/52867
2012	251/8813/17810	288/6399/13096	918/15558/29171	1457/30770/60077
2013	306/10381/21303	356/7540/15335	923/15428/29329	1585/33349/65967
2014	334/11303/23344	399/8120/16864	956/15950/30392	1689/35373/70600
2015	375/11903/25062	455/9219/18924	921/15264/29108	1751/36386/73094
2016	433/13625/28406	474/9079/18321	916/14970/28393	1823/37674/75120
2017	281/10481/21900	435/9327/18967	1142/18957/36487	1858/38765/77354
2018	295/10978/22971	462/9752/19963	1149/19187/37044	1906/39917/79978
2019	317/11942/24441	487/10008/20749	1157/19257/37187	1961/41207/82377
2020	359/12768/26777	579/11775/24266	1127/18978/36676	2065/43521/87719



LIST OF STAR HOTELS CLASSIFIED BY GOVT.OF INDIA

Sl. No.	Name of Hotel	Location	Star Category	No. of Rooms	No. of Beds
1	May Fair Lagoon, Pin-751013 Fax:+91674 2360236 Phone-0674-6660101 E-mail- lagoon@mayfairhotels.com www.mayfairhotels.com	Jaydev Vihar Bhubaneswar	5 Star Deluxe	102	204
2	Hotel Trident, CB-1, Nayapalli, Bhubaneswar-751013, Ph.-0674-2301010,2300890,2300891 Fax-2301302 reservations.tobbr@tridenthotels.com www.hilton.com	CB -1 Nayapalli Bhubaneswar	5 Star Deluxe	62	124
3	Mayfair Palm Beach Resort, Gopalpur Ph:6660101 Email : gopalpuronseamayfairhotels.com	GopalPur Beach	5 Star Deluxe	47	94
4	Swosti Premium Ltd. P-1, Jayadev Vihar, Bhubaneswar Pin-751013, Odisha, India Phone-0674 3017000801 5588 Fax: +91 674 2301880, E.Mail- reservation@swosti.cominfo@swostipremium.com swostipremium.com	P-1, Jayadev Vihar Bhubaneswar	5 Star With Alcohol	147	294
5	Pal Heights, J/7, Jayadev Vihar, hubaneswar-751013 Odisha, India Email:gm@palheights.com reservations@palheights.com www.palheights.com Landline:+91 674 2361156/ 2361106, Mobile-09937144466	J-17 Jayadev Vihar Bhubaneswar	4 Star With Alcohol	74	148
6	The Empires, 5B, Saheed Nagar, Bhubaneswar Ph-0674-2546384/85/86/2545710-718 Fax-0674 2542568 www.empireshotel.com	5B Saheed Nagar Bhubaneswar	4 Star With Alcohol	58	116
7	The New Marrion, 6 Janpath, Bhubaneswar-751001 Ph No-+91-674-2380850 Mob-9238107320 Fax:+91674 2380860 Email:mail@hotelnewmarrion.com Website: http://www.hotelnewmarrion.com	6-Janpath Bhubaneswar	4 Star With Alcohol	53	106
8	Hotel Toshali Sands, Puri Konark Marine Drive, Puri-2Ph.250572 /250571/ 250573 9937003223,Fax-250899 Email: bbsr@tosali.in fom@toshalisands.com www.toshalisands.com	Puri - Konark Marine Drive, Puri	4 Star With Alcohol	55	110
9	Hotel Surya Garden www.suryagarden.com Netaji Subas Bose Marg, Main road, Talcher, Dist-Angul, Odisha, Pin-759107	Netaji Subas Bose Marg, Main road, Talcher	3 Star	38	76
10	Navayuga Hotels and Resorts (Trade Name- Nilay Residency) Plot No.36A, Chandaka Industrial Estate, Near Infocity Square, Bhubaneswar-751024	Chandaka Industrial Estate, Bhubaneswar	3 Star	36	72
11	Hotel May Fare Waves Chakratittha Road, Pur 237500101 0674-2616060 e.mail:waves@mayfairhotels.com www.mayfairhotels.com	C.T. Road Puri	3 Star	34	68

LIST OF HOTELS HAVING STAR FACILITIES IN ODISHA

Sl. No.	Name of Hotel	Location	Star Category	No. of Rooms	No. of Beds
1	Suryansh Hotels & Resorts, P-1, Jaydev Vihar, Near Kalinga Hospital, Nan-dankan Road, Bhubaneswar-751023 Ph-2303300,2303673/74/75/76/77/78Fax-2303680 Email-hotel_suryansh@yahoo.co.in	P-1 Jayadev Vihar Near Kalinga Hospital Bhubaneswar	Star	43	80
2	Hotel Hindustan International, A-112, Kharavel Nagar, Unit-III,Janpath, Bhubaneswar-751001 Ph-+91 0674 6677000 Fax-91 0674 2380674 Email-gmbbsr@hindusthan.com	A-112, Kharavel Nagar, Unit-III, Janpath, Bhubaneswar	4 Star	97	94
3	The Crown, A 1(a) , IRC Village, Nayapalli, Bhu-baneswar-751015, Ph-0674 3000000 ,Fax-2362001 Website: www.thecrown.in E.mail- sales:sales@thecrown.in Reservation: reservation@thecrown.in	A1(a) Nayapalli Bhubaneswar	3 Star	80	160
4	Hotel Swosti Grand, 103, Janpath, Bhubaneswar Phone-0674-6655555/2535771 E-mail:fom.hspl@mailswosti.org Fax-0674-2534794 www.swosti.com	103 , Janpath Bhubaneswar	3 Star	55	110
5	Hotel Ginger, Opp Nalco Headquarters, Jayadev vihar Bhubaneswar-751013 Phone-+91-674-6663333 E.Mail:-reservations.bhubaneswar @gingerhotels.com reservation@gingerhotels.com finance.bhubaneswar@ gingerhotels.com www.gingerhotels.com	Opposite Nalco Head- quarter, Jayadev Vihar Bhubaneswar	3 Star	164	276
6	Hotel Excellency, Bhubanewar 74C, Jhunjhunwala Garden, Ashok Nagar, Unit-II, Opp. Of Platform No-1, Railway Station, Bhubaneswar-751009 Email-reservationfom@excellencybbsr.com www.excellencybbsr.com Ph-0674-2501220/21/22/23/24/25/26, 2390025Fax-0674- 2501229 Mob-7381078501,00	74C, Jhunjhunwala Garden, Ashok Nagar, Unit-II, Opp. Of Platform No-1, Railway Station, Bhubaneswar	3 Star	78	56
7	Hotel Seetal A/15/1, Vani Vihar Square, Bhubaneswar-751022 Ph-+916742541113/2541116, Fax-2541118 Email-resevation@hotelseetal.net	A/15/1, Vani Vihar Square, Bhubaneswar	3 Star	56	105
8	Hotel MayFair Heritage, C.T.Road, Puri 9237500101, 0674-2616060 Fax-224242 E-mail: reservation@mayfairhotels.com www.mayfairhotel.com	C.T.Road, Puri	3 Star	34	58
9	Hotel Shakti International Tel-06752-222388 Fax-06752-228784 Email-Shakti_int@yahoo.co.in Website-www.shaktiinternational.in	VIP Road Puri	3 Star	36	72



Sl. No.	Name of Hotel	Location	Star Category	No. of Rooms	No. of Beds
10	Hotel Hans Coco Palms, Baliapanda, Puri Ph.230038, 9040030952/953/954 Fax-230165 E.mail: Hanscocopalms@hanshotels.com www.hanscocopalm.com	Baliapanda,Puri	3 Star	37	74
11	Hotel Mayfair, Panposh Road Rourkela-769004 Tel-0661-2402101Mob.-9238413064 E-mail-rourkela@mayfairhotels.com	Panposh Road Rourkela	3 Star	50	100
12	Hotel Radhika Regency Bishra Road, Rourkela Tel-0661-2510300/2510392 Mob.9777226226/9439784547 E-mail-radhikaregency@gmail.com	Bishra Road Rourkela	3 Star	94	188
13	Hotel Brindaban Bishra Road, Rourkela-769001Tel-0661- 6538921/2501920 Mob.-9040090121 Email-reservation@hotelbrindaban.com	Bishra Road Rourkela	3 Star	70	210
14	Hotel Deepti Ring Road, Rourkela-769001Tel-0661- 2600247/2600113 Email- info@depticourtyard.com	Ring Road Rourkela	3 Star	42	84
15	Hotel Kaniska International Madhusudan Marg, Rourkela-769001 Tel-0661-2510001/6570001 Mob.9583200001 E-mail-hotelkanisshk@gmail.com	Madhusudan Marg, Rourkela	3 Star	16	19
16	Hotel Tridev International Panposh Road Rourkela-769004 Tel-0661-2664416/26646005 Mob:9937424056/7381041086	Panposh Road Rourkela	2 Star	27	54
17	Hotel The Orchard, By pass road, Ekatali, Jharsuguda,Ph- 270771 to 74, Mob- 7381221100, 8658570446 Email-info@theorchard.in www.theorchard.in	Bypass road, Ekatali, Jharsuguda,	3 Star	50	100
18	Hotel Sandy's Tower, P1 & P1/A, Jayadev Vihar, Bhubaneswar-751013 Tel:0674-6665555 Email-info@sandystower.com www.sandystower.com	P1 & P1/A, Jayadev Vihar Bhubaneswar	4 Star With Alcohol	73	146

Similipal Eco Resort





DISTRICT WISE PLACES AND CATEGORY WISE HOTELS IN ODISHA

Sl No.	Name of the Place	HSG Hotels/ Rooms/Beds	MSG Hotels/ Rooms/Beds	LSG Hotels/ Rooms/Beds	Total Hotels/ Rooms/Beds
ANUGUL DISTRICT					
1.	Angul	05/434/868	06/159/334	16/353/613	27/946/1815
2.	Talcher	01/38/76	03/85/170	04/103/193	08/226/439
	Total	06/472/944	09/244/504	20/456/806	35/1172/2254
BALASORE DISTRICT					
1.	Balasore	08/167/334	13/206/411	18/374/610	39/747/1355
2.	Chandipur	02/51/108	07/219/535	05/68/150	14/338/793
3.	Chandaneswar	Nil	Nil	02/26/47	02/26/47
4.	Panchalingeswar	Nil	09/128/318	02/34/88	11/162/406
5.	Jaleswar	Nil	01/08/16	02/29/52	03/37/68
6.	Soro	01/16/42	Nil	02/18/31	03/34/73
7.	Remuna	Nil	Nil	04/19/68	04/19/68
8.	Talasari	02/53/106	01/24/40	01/16/36	04/93/182
9.	Laxmannath	Nil	01/08/16	Nil	01/08/16
10.	Udaypur	Nil	02/37/106	02/16/32	04/53/138
11.	Khantapada	Nil	01/05/10	01/12/24	02/17/34
	Total	13/287/590	35/635/1452	39/612/1138	87/1534/3180
BARAGARH DISTRICT					
1.	Bargarh	Nil	14/329/680	09/183/360	23/512/1040
2.	Nrusimhanath	Nil	Nil	04/13/32	04/13/32
3.	Padmapur	Nil	Nil	06/77/142	06/77/142
4.	Paikamal	Nil	Nil	01/11/21	01/11/21
5.	Barpali	Nil	Nil	03/25/50	03/25/50
	Total	Nil	14/329/680	23/309/605	37/638/1285
BHADRAK DISTRICT					
1.	Bhadrak	03/60/117	08/147/305	11/158/284	22/365/706
2.	Chandbali	Nil	01/16/38	05/59/139	06/75/177
3.	Aradi	Nil	Nil	06/34/62	06/34/62
4.	Basudevpur	Nil	02/44/80	02/12/24	04/56/104
5.	Dhamara	02/83/150	02/62/104	01/10/18	05/155/272
	Total	05/143/267	13/269/527	25/273/527	43/685/1321
BALANGIR DISTRICT					
1.	Balangir	06/157/323	09/142/280	16/252/423	31/551/1026
2.	Kantabanji	Nil	02/81/162	05/103/166	07/184/328
3.	Titilagarh	Nil	02/26/52	05/107/194	07/133/246
	Total	06/157/323	13/249/494	26/462/783	45/868/1600

SI No.	Name of the Place	HSG Hotels/Rooms/ Beds	MSG Hotels/ Rooms/Beds	LSG Hotels/ Rooms/Beds	Total Hotels/ Rooms/Beds
BOUDH DISTRICT					
1.	Boudh	Nil	Nil	05/79/140	05/79/140
	Total	Nil	Nil	05/79/140	05/79/140
CUTTACK DISTRICT					
1.	Cuttack	11/287/543	12/477/845	58/1231/2440	81/1995/3828
2.	Dhabelswar	Nil	01/08/18	Nil	01/08/18
3.	Bhatarika	Nil	Nil	01/05/10	01/05/10
4.	Baliput Satkosia	Nil	01/08/16	Nil	01/08/16
5.	Ansupa	Nil	01/03/06	Nil	01/03/06
6.	Athagarh	01/06/12	Nil	Nil	01/06/12
	Total	12/293/555	15/496/885	59/1236/2450	86/2025/3890
DHENKANAL DISTRICT					
1.	Dhenkanal	01/30/60	04/50/100	03/79/131	08/159/291
2.	Kapilash	Nil	01/11/22	Nil	01/11/22
	Total	01/30/60	05/61/122	03/79/131	09/170/313
DEOGARH DISTRICT					
1.	Deogarh	Nil	02/37/71	02/38/61	04/75/132
2.	Barkote	Nil	Nil	01/21/40	01/21/40
	Total	Nil	02/37/71	03/59/101	05/96/172
GAJAPATI DISTRICT					
1.	Paralakhemundi	Nil	02/46/80	10/170/297	12/216/377
	Total	Nil	02/46/80	10/170/297	12/216/377
GANJAM DISTRICT					
1.	Berhampur	01/15/29	15/413/824	35/754/1365	51/1182/2218
2.	Gopalpur	04/114/252	08/157/338	09/94/236	21/365/826
3.	Rambha	Nil	01/24/48	Nil	01/24/48
4.	Taptapani	01/11/28	Nil	Nil	01/11/28
5.	Aska	Nil	Nil	02/34/56	02/34/56
6.	Bhanjanagar	Nil	01/21/46	02/30/53	03/51/99
7.	Chhatrapur	Nil	02/40/76	03/54/96	05/94/172
8.	Taratarini	Nil	01/10/26	Nil	01/10/26
9.	Girisola	Nil	Nil	01/04/10	01/04/10
10.	Chikiti	Nil	Nil	02/35/59	02/35/59
11.	Odia Alapur Pathara	01/77/154	Nil	Nil	01/77/154
	Total	07/217/463	28/665/1358	54/1005/1875	89/1887/3696



SI No.	Name of the Place	HSG Hotels/Rooms/ Beds	MSG Hotels/ Rooms/Beds	LSG Hotels/ Rooms/Beds	Total Hotels/ Rooms/Beds
JAGATSINGHPUR DISTRICT					
1.	Paradeep	07/250/513	06/122/236	06/86/168	19/458/917
2.	Jagatsinghpur	Nil	01/12/20	06/54/95	07/66/115
	Total	07/250/513	07/134/256	12/140/263	26/524/1032
JAJPUR DISTRICT					
1.	Jajpur Town	Nil	Nil	08/83/157	08/83/157
2.	Jajpur Road	08/356/707	05/121/247	09/183/313	22/660/1267
3.	Patharajpur	01/20/40	Nil	Nil	01/20/40
4.	Chandikhol	Nil	Nil	01/39/70	01/39/70
5.	Kuakhia	Nil	Nil	02/33/54	02/33/54
6.	Ratnagiri	01/13/26	Nil	Nil	01/13/26
7.	Mahavinayak	Nil	01/03/06	Nil	01/03/06
8.	Olasuni	Nil	01/03/06	Nil	01/03/06
9.	Kalinga Nagar Duburi	01/91/182	Nil	01/11/21	02/102/203
	Total	11/480/955	07/127/259	21/349/615	39/956/1829
JHARSUGUDA DISTRICT					
1.	Jharsuguda	07/345/696	12/354/702	18/433/747	37/1132/2145
2.	Belpahar	01/42/84	01/22/44	01/11/19	03/75/147
3.	Brajrajnagar	Nil	Nil	04/48/79	04/48/79
	Total	08/387/780	13/376/746	23/492/845	44/1255/2371
KALAHANDI DISTRICT					
1.	Bhawanipatna	Nil	05/191/387	17/328/530	22/519/917
2.	Kesinga	Nil	Nil	03/64/120	03/64/120
3.	Dharmagarh	Nil	Nil	02/63/105	02/63/105
4.	Junagarh	Nil	Nil	06/61/120	06/61/120
5.	Madanpur-Rampur	Nil	Nil	02/18/34	02/18/34
6.	Narla-Road	Nil	Nil	01/15/29	01/15/29
	Total	Nil	05/191/387	31/549/938	36/740/1325
KANDHAMAL DISTRICT					
1.	Phulbani	01/30/55	02/27/54	09/223/364	12/280/473
2.	Baliguda	01/23/46	Nil	04/82/142	05/105/188
3.	Daringibadi	04/52/104	15/218/480	16/349/594	37/672/1279
	Total	06/105/205	15/218/480	16/349/594	37/672/1279

SI No.	Name of the Place	HSG Hotels/Rooms/ Beds	MSG Hotels/ Rooms/Beds	LSG Hotels/ Rooms/Beds	Total Hotels/ Rooms/Beds
KENDRAPADA DISTRICT					
1.	Kendrapara	Nil	03/47/85	08/78/144	11/125/229
2.	Bhitarkanika	04/07/22	02/18/63	02/05/11	08/30/96
3.	Gupti	01/04/08	Nil	Nil	01/04/08
	Total	05/11/30	05/65/148	10/83/155	20/159/333
KEONJHAR DISTRICT					
1.	Keonjhar	12/192/370	09/140/271	10/150/262	31/482/903
2.	Barbil	07/150/288	02/31/62	10/175/269	19/356/619
3.	Ghatagaon	02/17/36	03/35/70	03/46/90	08/98/196
4.	Anandapur	Nil	01/15/36	01/10/10	02/25/46
5.	Joda	02/42/84	05/97/173	02/44/77	09/183/334
6.	Champua	Nil	01/14/24	01/14/26	02/28/50
	Total	23/401/778	21/332/636	27/439/734	71/1172/2148
KHURDA DISTRICT					
1.	Bhubaneswar	68/3002/5926	136/2298/4509	82/1397/2953	286/6697/13388
2.	Balugaon	Nil	02/41/107	06/103/241	08/144/348
3.	Barkul	01/35/72	01/11/26	08/62/130	10/108/228
4.	Khurda	01/09/18	01/12/24	04/40/73	06/61/115
5.	Jatani	01/34/66	04/41/82	06/69/162	11/144/310
6.	Atri	Nil	Nil	01/06/20	01/06/20
7.	Dhaulti	Nil	01/03/06	Nil	01/03/06
8.	Kenduli	Nil	Nil	01/03/06	01/03/06
	Total	71/3080/6082	145/2406/4754	108/1680/3585	324/7166/14421
KORAPUT DISTRICT					
1.	Koraput	Nil	02/44/88	12/267/484	14/311/572
2.	Jeypore	02/51/103	06/173/346	15/392/599	23/616/1048
3.	Sunabeda	Nil	01/08/16	01/10/20	02/18/36
4.	Semiliguda	02/52/104	Nil	03/89/155	05/141/259
5.	Gupteswar	Nil	Nil	01/14/28	01/14/28
6.	Damanjodi	Nil	Nil	04/59/108	04/59/108
7.	Boipariguda	Nil	Nil	01/10/20	01/10/20
8.	Kakiriguma	02/25/50	Nil	Nil	02/25/50
9.	Lamataput	02/20/37	Nil	Nil	02/20/37
	Total	08/148/294	09/225/450	37/841/1414	54/1214/2158



SI No.	Name of the Place	HSG Hotels/Rooms/ Beds	MSG Hotels/ Rooms/Beds	LSG Hotels/ Rooms/Beds	Total Hotels/ Rooms/Beds
MALKANGIRI DISTRICT					
1.	Malkangiri	Nil	Nil	06/163/300	06/163/300
	Total	Nil	Nil	06/163/300	06/163/300
MAYURBHANJ DISTRICT					
1.	Baripada	02/20/40	05/71/157	17/417/725	24/508/922
2.	Bangiriposi	Nil	03/29/58	Nil	03/29/58
3.	Rairangpur	Nil	01/18/36	07/156/290	08/174/326
4.	Udala	Nil	01/11/22	01/09/22	02/20/44
5.	Jashipur	Nil	02/31/68	02/25/54	04/56/122
6.	Karanjia	Nil	Nil	04/64/121	04/64/121
7.	Khiching	Nil	01/06/14	Nil	01/06/14
8.	Similipal	04/46/120	Nil	Nil	04/46/120
9.	Lulung	01/18/44	Nil	Nil	01/18/44
	Total	07/84/204	13/166/355	31/671/1212	51/921/1771
NUAPADA DISTRICT					
1.	Khariar	Nil	Nil	04/58/104	04/58/104
2.	Khariar Road	Nil	02/38/76	05/56/100	07/94/176
3.	Nuapada	Nil	Nil	03/39/74	03/39/74
	Total	Nil	02/38/76	12/153/278	14/191/354
NAWARANGPUR DISTRICT					
1.	Nawarangpur	Nil	03/86/172	03/102/157	06/188/329
2.	Umerkote	Nil	01/24/48	04/76/131	05/100/179
	Total	Nil	04/110/220	07/178/288	11/288/508
NAYAGARH DISTRICT					
1.	Nayagarh	Nil	04/44/88	08/121/210	12/165/298
2.	Dasapalla	Nil	Nil	04/38/75	04/38/75
3.	Odagaon	Nil	Nil	01/15/25	01/15/25
4.	Badmul	01/12/24	Nil	Nil	01/12/24
	Total	01/12/24	04/44/88	13/174/310	18/230/422
PURI DISTRICT					
1.	Puri	124/4899/11162	140/3255/7157	367/5601/11944	631/13755/30263
2.	Konark	2/69/146	11/78/171	26/154/341	39/301/658
3.	Kakatpur	Nil	Nil	01/11/24	01/11/24
4.	Satapada	01/22/44	01/15/34	Nil	02/37/78
	Total	127/4990/11352	152/3348/7362	394/5766/12309	673/14104/31023

Sl No.	Name of the Place	HSG Hotels/Rooms/ Beds	MSG Hotels/ Rooms/Beds	LSG Hotels/ Rooms/Beds	Total Hotels/ Rooms/Beds
RAYAGADA DISTRICT					
1.	Rayagada	02/86/172	04/108/219	17/363/673	23/557/1064
2.	Gunupur	Nil	Nil	07/164/302	07/164/302
3.	Muniguda	Nil	Nil	08/132/266	08/132/266
	Total	02/86/172	04/108/219	32/659/1241	38/853/1632
SAMBALPUR DISTRICT					
1.	Sambalpur	08/328/656	11/231/467	24/521/911	43/1080/2034
2.	Burla	01/25/50	Nil	04/53/98	05/78/148
3.	Hirakud	Nil	Nil	01/26/52	01/26/52
4.	Thelkuli	Nil	Nil	01/09/18	01/09/18
5.	Rairakhol	Nil	Nil	01/05/12	01/05/12
6.	Rengali	Nil	Nil	01/10/10	01/10/10
	Total	09/353/706	11/231/467	32/624/1101	52/1208/2274
SUBARNAPUR DISTRICT					
1.	Sonepur	Nil	Nil	06/132/242	06/132/242
	Total	Nil	Nil	06/132/242	06/132/242
SUNDARGARH DISTRICT					
1.	Rourkela	17/666/1272	18/505/958	35/690/1207	70/1861/3437
2.	Sundargarh	05/85/146	03/53/104	03/31/53	11/169/303
3.	Rajgangpur	02/31/62	01/28/56	04/75/139	07/134/257
4.	Bonai	Nil	04/39/72	Nil	04/39/72
	Total	24/782/1480	26/625/1190	42/796/1399	92/2203/4069



IN FLOW OF MONEY THROUGH TOURIST SPENDING (EXPENDITURE) IN ODISHA

It is difficult to estimate the earnings of the State from tourism because of the vary nature of the industry and the different sectors that are affected by it. However, an attempt was made to assess it by following sample survey method.

A Tourist Profile Survey was conducted by the Department of Tourism, Govt. of Odisha during the year 2013-14. At that time the average duration of stay was found out to be 11.0 days in case of Foreign Tourist and 3.7 days in case of a Domestic Tourist. Similarly, the average per capita expenditure was found out to be Rs.4167/- for a Foreign Tourist and Rs.2763/- for a Domestic Tourist.

In the year 2018-19 another Tourist Profile Survey was conducted by the Department of Tourism to find out the changes, if any occurred in the Tourist Profiles. It was found that average duration of stay is 9.75 days in case of a Foreign Tourist and 3.75 days in case of a Domestic Tourist. Similarly, the average per capita expenditure was found to be Rs. 4275 /- in case of Foreign Tourist and Rs.2655 /- in case of Domestic Tourist. The inflow of money through tourist expenditure for the year 2016 to 2020 is estimated on the basis of changed figures as mentioned above. The estimated figures are shown below in a table.

Calander year (January-December)

(Rs. in Crore)

Year	Domestic Tourists	Foreign Tourists	Total
2016	13129.42	350.02	13479.44
2017	14323.82	458.43	14782.25
2018	15142.00	461.90	15603.90
2019	15240.67	479.87	15720.54
2020	4602.05	42.54	4644.59

Financial year (April-March)

(Rs. in Crore)

Year	Domestic Tourists	Foreign Tourists	Total
2016-17	13405.27	355.22	13760.49
2017-18	14579.72	472.10	15051.82
2018-19	15441.67	474.00	15915.67
2019-20	14969.81	419.17	15388.98
2020-21	2366.13	2.72	2368.85

N.B: Formula for calculation of inflow of money through tourist Spending (expenditure) -
No. of Tourist X Average duration of stay X Average per capita expenditure

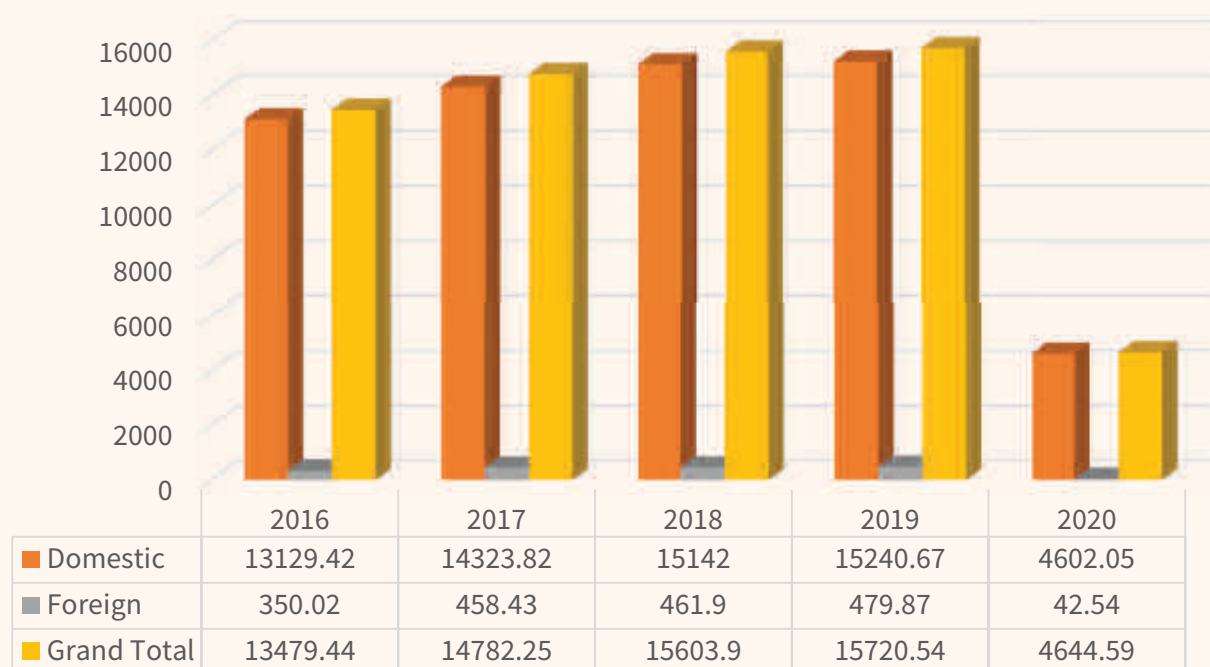
INFLOW OF MONEY THROUGH TOURIST SPENDING (EXPENDITURE) IN ODISHA

(Rs. in Crore)

Year	From Domestic Tourist			From Foreign Tourist	Grand Total
	Odisha	Other States/UT	Total		
2016	7877.33	5252.09	13129.42	350.02	13479.44
2017	8593.95	5729.87	14323.82	458.43	14782.25
2018	9084.90	6057.10	15142.00	461.90	15603.90
2019	9144.07	6096.60	15240.67	479.87	15720.54
2020	2761.07	1840.98	4602.05	42.54	4644.59

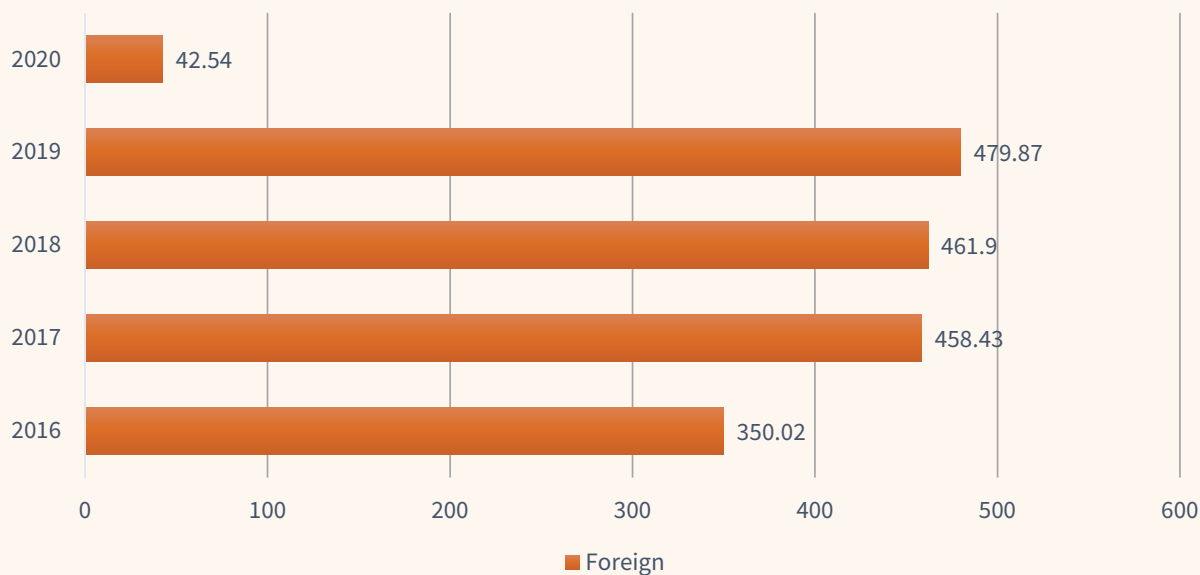
INFLOW OF MONEY THROUGH TOURIST SPENDING (EXPENDITURE) IN ODISHA

(Rs. In Crore)

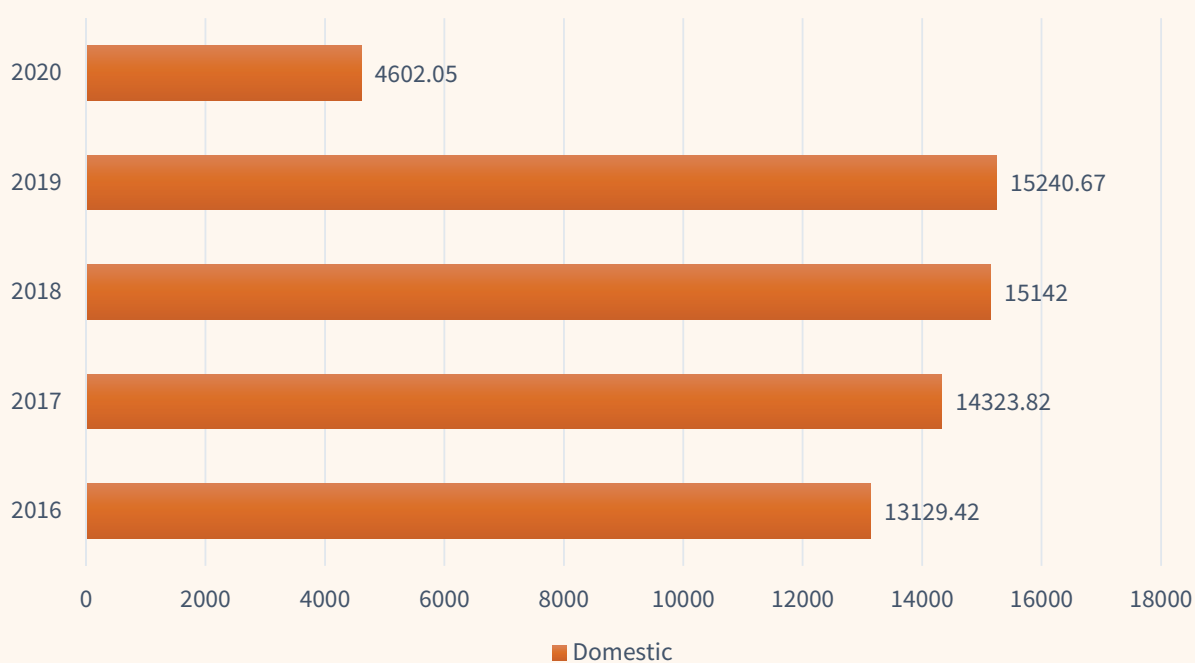




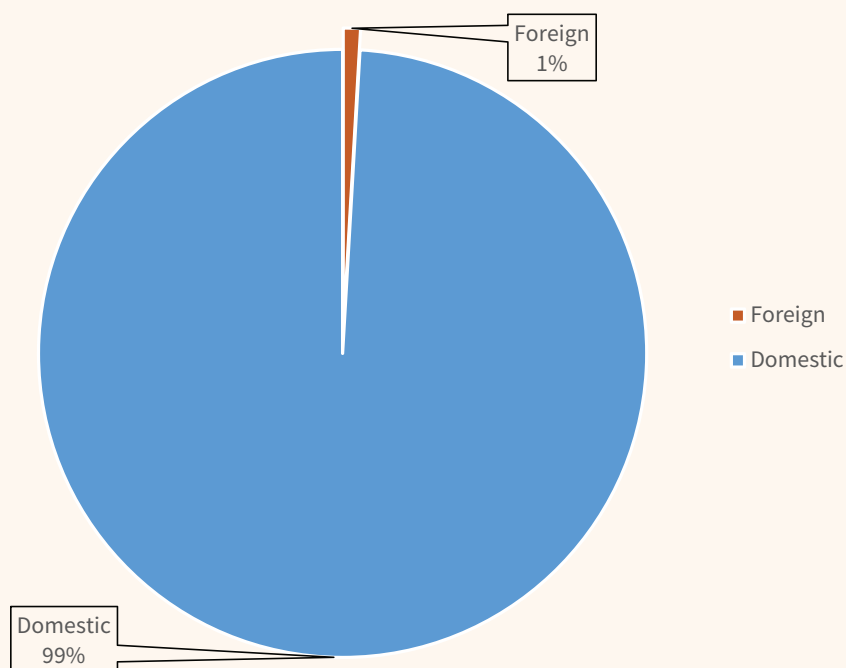
INFLOW OF MONEY THROUGH FOREIGN TOURISTS SPENDING (EXPENDITURE) IN ODISHA (Rs. In Crore)



INFLOW OF MONEY THROUGH DOMESTIC TOURISTS SPENDING (EXPENDITURE) IN ODISHA (Rs. In Crore)



INFLOW OF MONEY THROUGH TOURIST SPENDING (EXPENDITURE) IN ODISHA DURING 2020 (Rs. In Crore)



INFLOW OF MONEY THROUGH TOURIST SPENDING (EXPENDITURE) IN ODISHA

FOREIGN TOURISTS ARRIVAL IN ODISHA / EARNINGS (Inflow of Money through Tourist Expenditure) ODISHA Vis-a-Vis INDIA

Year	TOURISTS ARRIVAL			EARNINGS FROM TOURISTS ARRIVAL (Rs. in Crore)		
	India	Odisha	Share (in %)	Foreign Exchange Earnings	Inflow of Money through Tourist expenditure in Odisha	Share (in %)
2016	88,04,411	76,361	0.86	1,54,146	350.02	0.23
2017	1,00,35,803	1,00,014	0.99	1,77,874	458.43	0.25
2018	1,05,57,929	1,10,818	1.05	1,94,882	461.90	0.24
2019	1,07,57,976	1,15,128	1.09	2,10,981	479.87	0.23
2020	71,71,769	10,206	0.14	50,136	42.54	0.08



TOURIST CENTRES OF ODISHA

(Identified by Tourism Department as on 31st March-2021)

Sl. No.	Name of the District	No. of Identified centre	Name of the Place
1	Angul	13	Angul, Banarpal, Bhimkand, Binikei, Bulajhar, Deulajhari, Handapapatrapada, Hingulapitha, Khuludi, Rengali, Talcher ,Tikarpada and Derjang.
2	Balangir	10	Balangir, Gaikhai M.I.P. , Harishankar, Jogisarada, Patnagarh, Ranipur-Jharial, Sainatala , Turekela ,Bhimadunguri and Kumuda Pahad
3	Balasore	22	Ayodhya,Balaramgadi,Balasore,Bardhanpur,Bhusandeswar, Chandaneswar, Chandipur,Chasakhanda,Chowmukh Dagara, Inchudi, Kasaphal, Kupari, Langaleswar, Laxmananath, Panchalingeswar, Raibania, Remuna, Sajanagarh, Talasari , Tripisagadia , Gud andTudugadia (sahidpitha)
4	Baragarh	10	Baragarh, Debrigarh, Devdarha, Gaisima, Ganiapali, Nrusimhanath , Papanga, Barapali , Chikhili & Bindhyabasini Hill (Pahad)-Giri Gabardhan Pitha-Baseike-lagarh
5	Bhadrak	12	Aradi, Aharpada (Bhadrakali), Bhadrak, Chandabali, Dhamanagar, Dhamara, Guamala Nuasasan, Iswarpur (Dappanaikani) , Eram (Raktatirtha),Saheed Nagar(Lunia), Devi Patna Mangala - Devi Barahi and Gohiratikiri.
6	Boudh	03	Boudh, Charichhak (Purunakatak) and Charisambhu
7	Cuttack	28	Amageikuda, Ansupa, Banki, Bhattarika, Chhapachikana, Choudwar, Cuttack, Dhabaleswar, Kakudiapada, Kukudanga, Lalitgiri, Naraj, Nemala, Niali-Madhab, Paramahansa, Satakosia, Simhanath, Deojhar, Jayapur (Pragalapitha), Sapanpur , Damadamanipitha at Mangarajpur, Prasanna Purussottam Dev (Lord Jagannath Dev),Sri Sapneswar Dev, Sri Sri Ramanath Dev - Baidyanath Dev , Maninag Cave at Jalauka Hill , Baldev Jew - Hanuman Jew at Umar , Maa Dhakulei pitha at Pratapnagari and Satyabhamapur
8	Deogarh	02	Pradhanpat and Kailash
9	Dhenkanal	11	Dhenkanal, Joranda, Kapilas, Kualo, Ladagarh, Ramial, Saptasajya, Saranga, Bhuban , Brahmapura and Sapua
10	Gajapati	05	Gandahati, Harabhangi, Mahendragiri, Paralakhemundi, and Jeerango (Chandragiri) - Khasada waterfall.
11	Ganjam	22	Antarapada,Aryapalli, Athagada Patna, Berhampur, Buguda, Chilika (Rambha), Girisola, Gopalpur, Huma-Kantiagada, Jaugada, Kulada, Mahurikalua, Mantridi, Narayani, Nirmaljar, Pati-Sonapur, Potagarh, Taptapani , Taratarini, Ujjaleswar-Ghodahada Dam , Humari Tampara, and Nija Bankeswari
12	Jagatsinghpur	07	Garh Kujanga (Kunjabehari Matha), Jagatsinghpur, Jhankada, Paradeep , Paradeepgarh (Sandhakuda) , Chandapur and Siali Beach

Sl. No.	Name of the District	No. of Identified centre	Name of the Place
13	Jajpur	19	Ashokajhar, Baruneswarpitha, Chandikhol, Chhatia, Gokarnika, Jajpur, Kuransa, Mahavinayak, Patharajpur, Ratnagiri - Udayagiri, Satyapira, Singhapur, Vyasa Sarobar (Jajpur Road), Langudi., Abhimanyu Samant Singhar Smruti Pitha, Neulapur-Tarapur-Deuli Panturi, Vajragiri-Galagali Sankha-Kantigadia, Kayama Radhanagar and Olasuni-Gangi Hill
14	Jharsuguda	05	Gujapahar, Jharsuguda, Kuilighugar, Pikalghugar and Vikramkhol.
15	Kalahandi	17	Amathagarh, Ampani, Asurgarh, Belkhandi, Bhawanipatna, Dharmagarh, Gudahandi(Dokrichanchara), Jakam, Junagarh, Karlapat, Kusurla, Mardiguda, Phurlijharan, Rabandarh, Sapagaranda, Talguda and Thuamul-Rampur.
16	Kandhamal	06	Balaskumpa, Belghar, Chakapada, Daringibadi, Phulbani and Putudi.
17	Kendrapara	12	Aul.(Ali), Bhitarkanika, Kendrapara, Tamala Sasan, Santhapura, Kudanagari, Sakhibata, Gadadhar Pitha, Karteswar Matha, Andhabara, Goteswar Pitha and Hukitola-Batighar
18	Keonjhar	16	Badaghagara, Deogaon (Kosalaswar), Ghatagaon, Gonasika, Gundichaghai, Hadagada, Handibhanga, Kanjipani, Keonjhar, Khandadhar, Murga Mahadev, Podasingidi (Garhchandi-Chakratirtha), Rajnagar, Sanaghagara, Sarai (Kesari Kunda) and Sitabinjhi.
19	Khurda	19	Atri, Banapur, Barunei (Khurda), Bhubaneswar, Bhusandapur, Chilika (Barkul), Dhauli, Gadamanatri, Hirapur, Jaydev Kenduli, Khandagiri - Udayagiri, Kosalasuni Thakuranipitha, Nandankanan, Rameswar, Mundiapada (Mandagiri), Salia Dam - Berbera Hills, Shree Ananta Purussottam Dev(Jagulai Patna), Sankata Mochan Mahavir Temple and Shisu Ananta Pitha (Balipatna)
20	Koraput	13	Bagra, Deomali, Duduma (Machhakund), Gupteswar, Jalaput, Koraput, Nandapur, Suai, Sunabeda, Gulmi, Kechela, Raja Cave & Balmiki Ashrama, Balda Cave.
21	Malkangiri	06	Balimela, Chitrakonda, Malkangiri, Motu, Raja-Rani Bandha and Satiguda.
22	Mayurbhanj	19	Bangiriposhi, Baripada, Bhimakunda, Bisoi, Deokunda, Haripur, Jamsola, Jashipur, Khiching, Kuchai, Kuliana, Manatri, Rairangpur, Similipal, Samibrukhyia, Suleipat., Merumatha, Alkudar and Sitakunda
23	Nuapada	07	Budhikomna, Nuapada, Patalaganga, Patora, Sindursil, Thipakhol and Yogimath.
24	Nawarangpur	05	Kelia, Nawarangpur, Papadahandi, Podagarh and Umarkote.
25	Nayagarh	14	Baramul, Odagaon, Jamupatna, Kantilo, Kuturi, Kuanria, Nayagarh, Ranapur, Sarankul, Tarabalo, Udayapur, Sidhamula, Panchupalli Pargana and Jogi Jogiani.
26	Puri	21	Astaranga, Balighai, Baliharachandi, Barala (Balunkeswar Pitha), Biswanath Hill, Beleswar, Brahmagiri, Chaurasi, Chilika (Satapada), Jahaniapira, Kakatpur, Konark, Kuruma, Manikapatna, Pipili, Puri, Raghurajpur, Ramachandi, Satyabadi (Sakhigopal), Baligaon (Bhakta Dasia Smruti Pitha) and Maa Mangala Temple (Matrushaktipitha)
27	Rayagada	07	Bissamkatak, Chatikona, Devagiri, Hatipathar (Rayagada), Minajhola, Niyamgiri Hills and Padmapur.
28	Sambalpur	07	Chipilima, Gudguda, Hiraakud, Huma, Kandhara, Sambalpur and Ushakothi (Badarama).
29	Subarnapur	07	Binika (Papakshya Ghat), Chandalipat Puja Dunguri, Charada, Khaliapalli, Kotsamalai (Patali Jagannath Pitha), Sonapur and Chudakhai Pahad
30	Sundargarh	13	Chhatri Hill, Darjeeng, Deodaraha, Ghogar, Junagarh, Khandadhar, Mandira, Miriglotah, Rourkela, Sundargarh, Ushakothi, Vedavyasa and Amco-Simco.
	Total	358	



LIST OF ACCOMMODATION UNITS

(Operated by Department of Tourism)

Sl. No.	Name of Units	2016	2017	2018	2019	2020
		Rooms/ Beds	Rooms/ Beds	Rooms/ Beds	Rooms/ Beds	Rooms/ Beds
1	Tourist Complex, Atri	6/20	6/20	6/20	6/20	6/20
2	Yatrinivas – cum - Cyclone Shelter, Chandaneswar	13/20	13/20	13/20	13/20	10/20

TARIFF OF ACCOMMODATION UNITS

(Operated by Department of Tourism)

Sl No.	Name & Address of the Unit with Telephone No.	Rooms/Beds Type of Rooms	Tariff	Reservation Authority
1	Tourist Complex, Atri Dist:-Khurda	6/20 N A.C D.R -4, Dty-2 (6 beds each)	Rs.300/- Rs.60/- per bed Rs. 5/- entry fee	Tourist Officer, Khurda At : Tourist Bathing Complex, Atri Po : Baghamari Dist : Khurda.
2	Yatrinivas-cum-Cyclone Shelter, Chandaneswar, Dist. Balasore	10/20 Non A.C D.R-10	Rs. 300/-	Tourist Officer, Balasore, Ph :06782-262048

ABBREVIATION

D.R	:	Double Bedded Room	Dty.	: Dormitory
T.R	:	Three Bedded Room.	Non A.C	: Non Air Conditioner
F.R	:	Four Bedded Room	Ph.	: Telephone
A.C	:	Air Conditioner		

LIST OF ACCOMMODATION UNITS

(Operated by OTDC Ltd.)

SL No.	Name of Units	2016 Rooms/Beds	2017 Rooms/Beds	2018 Rooms/Beds	2019 Rooms/Beds	2020 Rooms/Beds
1	Panthanivas, Bhubaneswar	54/108	54/108	54/108	54/108	54/108
2	Panthanivas, Puri	49/108	54/118	54/118	54/118	52/114
3	Panthanivas, Rambha	18/44	18/44	18/44	18/44	24/48
4	Panthanivas, Gopalpur	16/36	16/36	16/36	20/44	15/30
5	Yatrinivas, Konark	46/100	46/100	46/100	46/100	46/100
6	Panthanivas, Cuttack	28/56	28/56	28/56	28/56	28/56
7	Panthanivas, Barkul	35/72	35/72	35/72	35/72	41/84
8	Panthanivas, Chandipur	41/94	41/94	41/94	41/94	41/94
9	Panthanivas, Sambalpur	34/68	34/68	34/68	34/68	33/66
10	Panthanivas, Rourkela	32/68	32/68	32/68	32/68	32/68
11	Yatrinivas, Satapada	46/100	46/100	46/100	46/100	28/56
12	Panthanivas, Paradeep	9/18	9/18	9/18	9/18	12/24
13	Panthatasala, Panchalingeswar	30/70	30/70	30/70	30/70	30/64
14	Panthanivas, (TRC) Keonjhar	14/28	14/28	14/28	14/28	17/34
15	Panthika, Dhauli	3/6	3/6	3/6	3/6	3/6
16	Panthika, Khandagiri	4- CH	4- CH	4- CH	4- CH	4- CH
17	Aranyanivas, Chandbali	16/38	16/38	16/38	16/38	16/38
18	Panthatasala, Chandaneswar	29/58	29/58	29/58	29/58	29/58
19	Aranyanivas, Bhitarkanika	-	-	-	-	12/24



TARIFF OF ACCOMMODATION UNIT (Operated by O.T.D.C. Ltd)

Sl No.	Name & Address of the Unit (with Telephone)	No. of Rooms/Beds Type of Rooms	Tariff. 1st October to 30th June in Rs.	Tariff 1st July to 30th September in Rs.	Facilities
1	Panthanivas, Bhubaneswar , Lewis Road, PIN-751014, Ph.0674- 2432314 /2432515 Check out Time 8 A.M Email: otdc@pathanivas.com	54/108 AC Super Deluxe 03 A.C DR- Dlx 35 A.C DR 16 AC Conf hall- 4 hrs for 8 hrs Convention Hall- 4hrs for 8 hrs	3,000/- 2,300/- 1,600/- 4,850/- 7,250/- 12,000/- 18,000/-	3,000/- 2,100/- 1,600/- 4,400/- 6,600/- 11,000/- 16,500/-	AC Restaurant, AC Conf. Hall, TV, EPABX, D.G. Set, Conducted Sight Seeing Tour / Car & Bus on rental. (Room tariff includes comple- mentary Bed Tea & Breakfast)
2	Panthanivas, Puri Chakratirtha Road, PIN-752001 Ph. 06752-222562 /222740 Check out Time 8 A.M. Email: otdc@pathanivas.com	52/114 Suite -04 AC DR Dlx-11 AC DR - 31 AC-FR - 04 Non AC DR(S)-01 Non AC FR -01 AC-Conf Hall (60pax) for 4 hrs for 8 hrs	4,100/- 3,100/- 2,300/- 4,200/- 1,300/- 1,700/- 8,000/- 10,000/-	4,100/- 3,100/- 2,300/- 4,200/- 1,300/- 1,700/- 8,000/- 10,000/-	AC Restaurant, Bar, TV, EP- ABX, D.G. Set, Conducted Sight Seeing Tour, Gard- den Snack Bar. (Room tariff includes comple- mentary Bed Tea & Breakfast)
3	Panthanivas, Rambha, Dist. Ganjam PIN-761028 Phone-7683850403 Check out Time 12 Noon Email: otdc@pathanivas.com	24/48 AC Cottage- 06 AC.DR Deluxe - 02 AC DR- 16 AC Conf. Hall	3,200/- 2,200/- 1,750/- 5000/-	2,900/- 1,750/- 1,400/- 5000/-	Restaurant, EPABX, TV, Non AC Conf Hall, Leisure platform with swing for chil- dren. (Room Tariff includes Bed Tea & Breakfast)
4	Panthanivas, Cuttack, Buxi Bazar, Cuttack PIN-753001 Ph. 0671-2306867 / 2306916 Check out Time 8 A.M Email: otdc@pathanivas.com	28/56 AC DR Dlx.-04 AC DR - 19 Non AC DR-05 AC Conf. Hall- For 4 hrs 8 hrs	2200/- 1,700/- 990/- 3,000/- 4,250/-	2000/- 1500/- 990/- 2,750/- 3,850/-	AC Restaurant, AC Conf Hall, TV, EPABX, D.G. Set. (Room Tariff includes Bed Tea & Breakfast)
5	Panthanivas, Barkul, Balugaon PIN-752030 Dist.-Khurda. Ph. 06756-257488 /257388 Check out Time 8 A.M Email: otdc@pathanivas.com	41/84 AC Deluxe-05 AC DR -27 Non AC DR-08 A.C FR-01 AC Conf Hall For - 4hrs 8hrs	3,500/- 2,500/- 1200/- 2800/- 10000/- 16000/-	3500/- 2,500/- 990/- 2800/- 10000/- 16000/-	Restaurant, EP- ABX, TV, D.G. Set, Water Sports, Cruising, (Room Tariff includes Bed Tea & Breakfast)

Sl No.	Name & Address of the Unit (with Telephone)	No. of Rooms/Beds Type of Rooms	Tariff. 1st October to 30th June in Rs.	Tariff 1st July to 30th September in Rs.	Facilities
6	Panthanivas, Chandipur, Dist. Balasore PIN-756025 Ph. 06782-270051 /270151 Tel-Fax – 06782 270065 Check out Time 8A.M. Email: otdc@pathanivas.com	41/94 Suite -12 AC Dlx-03 AC DR-07 AC FR-2 Non AC DR-13 Non A/C FR-04 AC Conf. Hall - 4hrs 8hrs	3000/- 2000/- 1,500/- 2500/- 1200/- 1600/- 4000/- 6000/-	3000/- 1800/- 1,350/- 2300/- 1100/- 1600/- 4000/- 6000/-	Restaurants, TV, D.G. Set, Conducted Sight Seeing Tours, Conf Hall, EPABX, H&C, Fast Food Counter on Beach. (Room Tariff includes Bed Tea & Breakfast)
7	Panthanivas, Sambalpur, Brooks Hill, Sambalpur PIN-768001 Ph. 0663-2411282 / 2411296 Check out Time 12 Noon Email: otdc@pathanivas.com	33/66 AC Suite-06 AC DR-08 AC DR(Big Room)-08 AC DR(Small Room)- 07 Non AC DR-04 AC Conf Hall – I for 4hrs for 8 hrs AC Conf Hall – II for 4hrs for 8 hrs	2300/- 1600/- 1500/- 1100/- 990/- 2100/- 2500/- 6000/- 8000/-	2300/- 1600/- 1500/- 1000/- 990/- 1900/- 2300/- 6000/- 8000/-	AC Restaurant, Bar, AC Conf Hall, TV,DG Set. EPABX, Garden Snack Bar, Conducted Sight Seeing Tours. (Room Tariff includes Bed Tea & Breakfast)
8	Panthanivas, Rourkela, Sector-5, Rourkela PIN-769005 Ph. 0661-2643280 / 2646568 Check out time 8 A.M Email: otdc@pathanivas.com	32/68 Dlx Suite-3 AC DR Dlx.-4 AC DR-23 Non AC FR-2 AC Conf. Hall - 4 hrs For 8 hrs	2400/- 1500/- 1300/- 1300/- 4,850/- 7,850/-	2200/- 1400/- 1200/- 1200/- 4,400/- 7,150/-	AC Restaurant & Bar, TV, EPABX, D.G. Set. AC Conf. Hall (Room Tariff includes Bed Tea & Breakfast)
9	Panthanivas, Gopalpur, Dist-Ganjam. Ph. 0680-2343931 Check out time 8 A.M Email: otdc@pathanivas.com	15/30 AC Suite - 06 AC DR - 09 AC Conf. Hall- 4hrs- 8hrs-	3200/- 1300/- 3500/- 6000/-	2,900/- 1200/- 3500/- 6000/-	Restaurant, PP, H & C. (Room Tariff includes Bed Tea & Breakfast)
10	Panthika, Dhuli, Dist. Khurda Check out time 8 A.M Email: otdc@pathanivas.com	3/6 AC DR- 02 Non AC DR -01	1,500/- 990/-	1,350/- 990/-	Restaurant. (Room Tariff includes Bed Tea & Breakfast)
11	Panthanivas, Paradeep Near Circuit House Paradeep. Ph. 06722-222275 Check Out- 8 A.M Email: otdc@pathanivas.com	12/24 AC Suit- 3 AC DR - 9	1800/- 1400/-	1600/- 1200/-	Restaurant, TV etc. D. G set (Room Tariff includes Bed Tea & Breakfast)



Sl No.	Name & Address of the Unit (with Telephone)	No. of Rooms/Beds Type of Rooms	Tariff. 1st October to 30th June in Rs.	Tariff 1st July to 30th September in Rs.	Facilities
12	Yatrinivas, Konark. At/PO: Konark Dist. Puri PIN-752111 Ph. 06758-236820 Check Out- 12 noon Email: otdc@pathanivas.com	46/100 Suite-2 AC Premium-04 AC Dlx-12 AC DR-24 AC FR-4 AC Conf. Hall : For- 4 hrs For- 8 hrs Convention Hall : For -4 hrs For -8 hrs	6,000/- 3500/- 2,300/- 1,400/- 2,100/- 4,850/- 7,250/- 12,000/- 18,000/-	6,000/- 3500/- 2,100/- 1,200/- 2,100/- 4,400/- 6,600/- 11,000/- 16,500/-	Restaurant, AC Conf. Hall Convention Hall (Room Tariff includes Bed Tea & Breakfast)
13	Yatrinivas, Satapada, Via- Brahmagiri Dist. Puri PIN-752001 Ph. 06752-262077 Check Out- 9 AM Email: otdc@pathanivas.com	28/56 Suite -04 AC Dlx.-06 AC DR-18 AC Conf. Hall – 8hrs	2500/- 2000/- 1800/- 1,800/-	2200/- 1800/- 1600/- 1,650/-	Restaurant, Boating Facility etc. AC Conf. Hall (Room Tariff includes Bed Tea & Breakfast)
14	Panthalasala, Panchalingeswar P.O.:Shyamsundarpur, Via:Rajnilagiri, Dist: Balasore Ph. 06782-211959 Check Out-12 noon Email: otdc@pathanivas.com	30/64 AC Suite -11 AC DR- 07 Non AC DR-10 Non AC FR-02	2,150/- 1,500/- 990/- 1,600/-	1,950/- 1,350/- 990/- 1,450/-	Restaurant (Room Tariff includes Bed Tea & Breakfast)
15	Panthalasala, Chandaneswar, At-Talsari PO-Chandaneswar Dist. Balasore PIN-756085 Ph. 06781-232528 Check Out- 9 A.M. Email: otdc@pathanivas.com	29/58 Suite-12 AC DR-8 Non AC DR-9 AC Conférence Hall For 4 hrs For 8 hrs	2500/- 1700/- 990/- 5000/- 8000/-	2200/- 1500/- 990/- 5000/- 8000/-	Restaurant. (Room Tariff includes Bed Tea & Breakfast)
16	Aranya Nivas, Chandabali, Dist. Bhadrak. Ph. 06786-220397 Check Out- 12 noon. Email: otdc@pathanivas.com	16/38 AC DR –11 Non AC DR-04 Dty- 1 (8 beds) Per Bed	1700/- 990/- 450/-	1500/- 990/- 450/-	Restaurant (Room Tariff includes Bed Tea & Breakfast)
17	Panthalasala, Keonjhar At- Judia, Keonjhar. PIN-758002 Ph. 06766-253603/9238211629 Check Out- 8A.M. Email: otdc@pathanivas.com	17/34 A.C Dlx Suite-04 AC Dlx-01 AC.DR-12 AC Conf. Hall : For 4 hrs For 8 hrs	2300/- 1,500/- 1200/- 1500/- 2500/-	2000/- 1,350/- 1100/- 1400/- 2300/-	AC Conf. Hall Restaurant. (Room Tariff includes Bed Tea & Breakfast)

Sl No.	Name & Address of the Unit (with Telephone)	No. of Rooms/Beds Type of Rooms	Tariff. 1st October to 30th June in Rs.	Tariff 1st July to 30th September in Rs.	Facilities
18	Aranyanivas, Bhitarkanika At- Dangamala, Bhitarkanika Check Out- 11 A.M. Email: otdc@pathanivas.com	12/24 AC DR-12 Non AC Conf. Hall- For 4 hrs For 8 hrs	2200/- 3000/- 5000/-	2200/- 3000/- 5000/-	Restaurant (Room Tariff includes Bed Tea & Breakfast)
19	Panthika, Khandagiri	4CH The entire Bungalow and Premises (800 pax) For 24hrs One side of the premises, kitchen space, one room with attached toilet & dining hall(for 24 hrs) 03 Halls & 02 Toilets(24 hrs) One Hall with Toilet (24 hrs)	40000/- 25000/- 6000/- 2000/-	40000/- 25000/- 6000/- 2000/-	

HOW TO BOOK :

ONLINE BOOKING

www.visitorstour@odishatourism.gov.in
Toll Free Number- 1800 208 1414
(Manager of Respective Panthanivas & Govt. of Odisha Tourist Offices)

INSTANT RESERVATION :

- Govt. of Odisha Tourist Office, Utkal Bhawan, 55 ,Lenin Sarani, Kolkata
Phone (033) 22493653 / 22654556.
- Govt. of Odisha Tourist Office, B /4 Emporia Complex, Baba Kharag Singh Marg, New Delhi
Ph : (011) 23364580

- Govt. of Odisha Tourist Office, Tamilnadu Tourism Complex, Ground Floor, Kalai Vanar, Arangam, Wallajah Road, Chennai-600002,
Ph.{044}25360891
- OTDC Head Office, Panthanivas, Lewis Road, Bhubaneswar
Central Reservation Counter:-
Ph.(0674)2430764, Fax {0674}2431053/
E-mail: otdc@panthanivas.com
Website : www.panthanivas.com

AIR TICKETING : Tel- (0674) 2432594 / 2432595

Tariff & other factual information subject to change without prior notice.

N.B. The tariff includes complementary Bed Tea & Breakfast.

Extra Bed per person @ Rs.250/- only for Non AC Room & Rs.450/- for AC Room

Special offer 40% discount for Day visitors from 8AM to 6PM. (subject to availability of Rooms on the spot).

Special discount 10% for repeat visitors, Sr.Citizens, Students & Physically handicapped persons.

- Credit & Debit Card are also accepted in selected Units.



AVERAGE PERCENTAGE OF HOTEL OCCUPANCY

Sl.No.	Name of Place	2016	2017	2018	2019	2020
1	Puri	83	76	80	62	19
2	Bhubaneswar	77	73	79	72	24
3	Konark	41	43	45	43	22
4	Berhampur	69	76	81	81	22
5	Gopalpur	47	44	42	46	16
6	Chilika Area	46	50	52	52	18
7	Cuttack	67	70	75	76	21
8	Balasore	85	81	85	84	28
9	Chandipur	72	69	70	72	24
10	Dhenkanal	37	40	42	41	11
11	Angul	45	31	31	35	8
12	Baripada	62	65	65	65	22
13	Keonjhar	54	59	70	63	29
14	Rourkela	58	62	67	69	25
15	Sambalpur	60	62	56	63	24
16	Jharsuguda	36	38	37	44	16
17	Bolangir	60	58	59	61	22
18	Koraput	60	58	61	66	24
19	Jeypore	61	64	67	69	24
20	Rayagada	57	60	64	66	23
21	Phulbani	49	53	57	59	14
22	Bhawanipatna	60	53	55	63	20
23	Bhadrak	44	46	50	53	17
24	Malkangiri	66	60	53	48	18
25	Nawarangpur	65	57	56	60	23
26	Boudh	90	86	83	98	19
27	Sonepur	49	50	56	68	21
28	Baragarh	34	37	39	50	18
29	Nayagarh	64	67	74	60	21
30	Paradeep	34	31	32	37	12
31	Paralakhemundi	79	82	84	88	27
32	Deogarh	31	38	41	52	19
33	Jajpur Road	57	59	63	68	22
34	Sundargarh	61	67	56	51	18

GOVERNMENT OF ODISHA TOURIST OFFICES

<p>New Delhi Utkalika, B/4, Baba Kharak Singh Marg New Delhi, PIN : 110 001, Te l / Fax : 011-23364580 oritourdelhi@gmail.com</p>	<p>Cuttack Near Netaji Birth Place Museum, Odia Bazaar PIN : 753 001 Tel : 0671-2305225 oritourcuttack@gmail.com</p>
<p>Kolkata Utkal Bhawan, 55-Lenin Sarani, Kolkata, PIN-700 013, Tel: 033-22493653 oritourkolkata@gmail.com</p>	<p>Dhenkanal District Library, Near Head Post Office, PO / Dist : Dhenkanal Tel : 06762-226631 PIN : 759001 oritourdhenkanal@gmail.com</p>
<p>Chennai Tamilnadu Tourism Complex, Near Kalaivanar Arangam, No-2-Wallajah Road, Chennai PIN - 600 002, Tel/ Fax: 044-25360891/25360952 odishatourismchennai@gmail.com</p>	<p>Keonjhar Collectorate, P.O./Dist : Keonjhar, PIN-758002, Tel: 06766-253603 oritourkeonjhar@gmail.com</p>
<p>Balangir Near RTO Chowk, Titilagarh Road, Balangir PIN - 767001 Tel : 06652-232432 oritourbalangir@gmail.com</p>	<p>Konark Open Air Auditorium (OAA) Konark, Dist : Puri , PIN - 752111 Tel: 06758-236821 oritourkonark@gmail.com</p>
<p>Baripada Baghra Road, Near Pvt. Bus Stand , Baripada Dist- Mayurbhanj PIN : 757001, Tel: 06792-252710 oritourbaripada@gmail.com</p>	<p>Koraput Old District Library, Sub Collector Office P.O./Dist : Koraput, Pin : 764020 Tel Fax : 06852-250318 oritourkoraput@gmail.com</p>
<p>Berhampur At/PO-Hill Patna, Inside premises of Biju Patnaik Sanskruti Bhawan Dist : Ganjam PIN : 764005, Tel/ Fax: 0680-2950657 oritourberhampur@gmail.com</p>	<p>Kandhamal DTC Building Complex, Narayani Road Phulbani, Dist- Kandhamal. Tel: 06842-253748 PIN-762001 oritourkandhamal@gmail.com</p>
<p>Kalahandi Shanskruti Bhawan, Infront of Pvt. Bus Stand Bhawanipatna, Dist : Kalahandi PIN-766001, Tel : 06670-230402 oritourkalahandi@gmail.com</p>	<p>Puri Near Subash Bose Square VIP Road, Puri PIN : 752002 Tel: 06752-222664 oritourpuri@gmail.com</p>
<p>Bhubaneswar 2nd floor , Paryatana Bhawan, Lewis Road, Bhubaneswar PIN - 751014, Tel: 0674-2431299 oritourbhubaneswar@gmail.com</p>	<p>Rourkela TRC Building, Panthanivas Complex, Sector-5, Rourkela, Dist : Sundargarh. PIN-769002 Tel: 0661-2640885 Tel/ Fax : 0661-2640646 oritourrourkela@gmail.com</p>



<p>Balasore Circuit House Campus Police Line, Balasore PIN-756001, Tel: 06782-262048 Tel -06782-260508 oritourbalasore@gmail.com</p>	<p>Sambalpur Panthanivas Complex, Sambalpur, PIN-768001 Tel: 0663-2411118 oritoursambalpur@gmail.com</p>
<p>Bhadrak Motel Chhak, Mathasahi, Bhadrak PIN-756100 oritourbhadrak@gmail.com</p>	<p>Jajpur Gautam Buddha Sanskruti Bhawan Near Head Post Office, Dist : Jajpur PIN : 755001 oritourjajpur@gmail.com</p>
<p>Angul 1st Floor, Old Building of Commercial Tax office PO/Dist : Angul PIN : 759122 Tel / Fax-06764-233927 oritourangul@gmail.com</p>	<p>Jagatsinghpur At : Collectorate PO/Dist:- Jagatsinghpur, PIN-754 103 oritourjagatsinghpur@gmail.com</p>
<p>Gajapati At : Room No : 10, Collectorate PO : Paralakhemundi, Dist : Gajapati PIN : 761200 oritourgajapati@gmail.com</p>	<p>Nayagarh At : Pathani Samanta Auditorium, Collectorate PO/Dist : Nayagarh PIN-752069 oritournayagarh@gmail.com</p>
<p>Rayagada At : Collectorate PO/Dist : Rayagada PIN : 765001 oritourrayagada@gmail.com</p>	<p>Deogarh At : Collectorate (Reading Room-cum-Library I & PR Deptt.) P.O/Dist : Deogarh PIN : 768108 oritourdeogarh@gmail.com</p>
<p>Baragarh At : Sanskruti Bhawan , PO/Dist : Baragarh, PIN : 768028 oritourbaragarh@gmail.com</p>	<p>Subarnapur At : Collectorate , PO/Dist : Subarnapur , PIN : 767017 oritoursubernapur@gmail.com</p>
<p>Kendrapara At : Ayodhya Nagar Near Tulasi Women's College PO/Dist : Kendrapara, PIN-754211 oritourkendrapara@gmail.com</p>	<p>Boudh At : Collectorate New Building PO/Dist : Boudh oritourboudh@gmail.com</p>
<p>Khordha At : Old Collectorate Building PO : Palla. Dist: Khordha PIN-752056 oritourkhurda@gmail.com</p>	<p>Nuapada At : Collectorate, P.O/Dist : Nuapada, PIN : 766105 oritournuapada@gmail.com</p>
<p>Jharsuguda At : Collectorate, P.O/Dist : Jharsuguda PIN : 768204 oritourjharsuguda@gmail.com</p>	<p>Nabarangapur At : Collectorate, P.O/Dist : Nabarangapur PIN : 764059 oritournabarangpur@gmail.com</p>
<p>Malkangiri At : Collectorate P.O/Dist : Malkangiri, PIN : 764048 oritourmalkangiri@gmail.com</p>	

GOVERNMENT OF INDIA TOURIST OFFICE

2nd Floor, Paryatan Bhawan, Bhubaneswar. PIN:-751014

Ph:- 2432203, Tel FAX :0674-2435487,

Email:-itobbs@nic.in, itobbsr@gmail.com.

Website : odishatourism.gov.in, www.incredibleindia.org.

OTHER TOURIST INFORMATION COUNTERS(IN CITY)

MUMBAI

Govt. of Odisha Tourist Information Counter,
Vashi, Navi Mumbai (Maharashtra)

RAIPUR

BR-5,RDA Building,Sharada Chowak
Raipur (Chattisgarh) PIN:- 400092

TOURIST INFORMATION COUNTER (IN RAILWAY STATION)

BHUBANESWAR

Railway Station Platform No.1,
Ph-0674-2532533

PURI

Railway Station

HOWARH (WEST BENGAL)

Railway Station
Platform No 21
Ph: 033-26411431.

VIJAYNAGARAM (ANDHRA PRADESH)

Railway Station

AIRPORT

BHUBANESWAR

Bijupatnaik International Airport
Ph- 0674-2595659



ODISHA
INDIA'S BEST KEPT SECRET.



**TOURIST
PROFILE
SURVEY
HIGHLIGHTS**
DURING PEAK &
LEAN SEASON
2018-19



Sample Size	Domestic Lean: 4028 Peak: 3911 Total: 7939	Foreign Lean: 451 Peak: 932 Total: 1383	
Average Duration of Stay	Domestic	Lean Season: 3 days Peak Season: 4.5 days	Total Average: 3.75 days
	Foreign	Lean Season: 12.5 days Peak Season: 7 days	Total Average: 9.75 days
Average Tourist Spending (Per day per head)	Domestic: Rs. 2655 /-		Foreign: Rs. 4275/-
Main Purpose of Visit	Foreign Tourist: Holidaying, Business & Official (74%)		
	Domestic Tourist: Holidaying, Business & Official (84%)		
Source of Motivation	Foreign Tourist		Domestic Tourist
	42% Previous experience 12% By their friends & relatives	46% Previous experience 17% By their friends & relatives	
Mode of Arrival	Domestic		Foreign
	By Air : 11% By Rail : 76% By Road: 13%	By Air : 81% By Rail : 14% By Road : 05%	
Area of Spending	Foreign Tourist		Domestic Tourist
	Accommodation : 68% Food & Beverage : 12% Shopping : 14% Transport & Sightseeing : 6%	Accommodation : 52% Food & Beverage : 16% Shopping : 20% Transport & Sightseeing: 12%	
Repeat Visitors	Domestic: 67% Foreign: 47%		



LIST OF EXCURSION AGENCIES RECOGNISED BY THE TOURISM DEPARTMENT

Sl. No.	Name of the Agency	Address	Govt. approval No. & Date
KHURDA			
1	Odisha Tourism Development Corporation Ltd.	Lewis Road Bhubaneswar- 751014 Ph: 0674-2431515, Fax: 0674- 2431053 Email: otdc@panthanivas.com . Website:- www.otdc.in / www.panthanivas.com	5537/TSM dt.11.06.1997
2	M/s. Swosti Travels Pvt. Ltd.	103, Janpath, Bhubaneswar-751001. Ph: 0674-2536228/2536773, FAX: 0674-25356781. Email: gmst@swosti.com Website: www.swosti.com / www.orissatravels.com	8383/TSM dt.25.08.2016
3	M/s. Gayatri Travels	Plot No.179, Shraddhanjali Road-8, Unit-9, Bhubaneswar-751007 Ph: 0674-2391447 M: 9338888701/02	8611/TSM dt.30.07.2015
4	M/s. ECSELS, The Travel Agency Pvt. Ltd.	B/23, Saheed Nagar, Market Building, Bhubaneswar-751007 Ph: 0674- 2547339 FAX: 0674-2547853 Website:- www.etholidays.com	4700/TSM dt.28.3.2016
5	M/s. Greenline Tours & Travels	C/42, Saheed Nagar, Market Building, Bhubaneswar-751007, Ph:0674-2542203 Mob:- 9937232253 E-mail- greenlineunit@rediffmail.com	7381/TSM dt.29.06.2015
6	M/s. Grand Tours & Travels	Metro House,1 st Floor, Near Vani Vihar Traffic Square, Saheed Nagar, Bhubaneswar-751007 Ph: 0674 2541956/2546412/ 9861103160 FAX: 0674 2546412 Mail: grandtourstravels@rediffmail.com	2361/TSM dt.23.02.2011
7	M/s. Lipsha Travels	A-209, Nirmala Plaza, 1- A Forest Park, Bhubaneswar-751009, Ph: 0674 2595846/2595848 FAX: 0674 2595081 E-mail: info@lipshatravels.in , lipshatravels@gmail.com Website: www.lipshatravels.in	12983/TSM dt.23.12.2016
8	M/s. Toshali Tours & Travels	C/ 41, Market Building, Saheed Nagar, Bhubaneswar-751007 / Ph: 0674-2547720, 2547074, 2547074 E-mail: bhubaneswar@toshali.in Website: www.toshalitours.com ; www.toshaliholidays.com ; www.orissatourism.org	2652/ TSM. dt.26.02.2011
9	M/s. Alternative Tours Pvt. Ltd.	Room No.5, BDA Market Complex, Pallaspalli, Bhubaneswar-751020 Ph: +91-674 2590830/ 2593463 Fax: +91-674 2590819 E-mail: travclub@cal2.vsnl.in Website: www.travelclubindia.com	8388/TSM dt.25.08.2016

Sl. No.	Name of the Agency	Address	Govt. approval No. & Date
10	M/s. Eastern Risen Expedition Pvt. Ltd.	Plot No. 1267/2376, (Ground Floor), Canal Road, Bomikhal (Gobind Prasad), P.S-Laxmisagar Bhubaneswar - 751 006 Phone: +91-674-2578275/6574495 Email : info@easternrisen.com Webiste : www.easternrisen.com	8399/TSM dt.25.08.2016
11	M/s. Akash Travels	Odisha Co-operative Housing Complex, 24 Janpath, Unit-III, Bhubaneswar-751002 Ph: 06742396560/ 9238500291	8621/TSM, dt.30.07.2015
12	M/s. Sand Pebbles Tours & Travels	N-5/17 Acharya Vihar, Bhubaneswar-751013, Ph: +91 - 674 2567120, 6574661, 6532550 FAX: +91-674- 2567120 Email : tours@sandpebblestours.com , alok@sandpebblestours.com , dhiren@sandpebblestours.com , sales@sandpebblestours.com Website : www.sandpebblestours.com , www.bhitarkanikanationalpark.com	8606/TSM dt.30.07.2015
13	M/s. Sea Pearls Tours & Leisures	222/1, Shastri Nagar, Bhubaneswar-751001 Fax: +91-674- 2420496 E-mail: seapearlandia@yahoo.in	10408/TSM dt.27.12.2010
14	M/s. Banadurga Travels	E-A/30, Stage-1, Laxmi Sagar Brit Colony, Bhubaneswar-751006 Mob: +91-9776887789/ 9937914334	12879/TSM dt.23.11.2012
15	M/s. Jyoti Malati Travels	VIM-709, AT/P.O. Sailashree Vihar, Bhubaneswar-751021 Mobile: +91-9937815730	12899/ TSM, dt.23.11.2012
16	M/s. Kalinga Caps Tour & Travels Pvt. Ltd.	163 District Centre, C.S Pur, Bhubaneswar-751016 Ph: 0674-3272104/2743445 E-mail: suhasafarindia@yahoo.in Website; www.suhasafarindia.com	12905/TSM dt.23.11.2012
17	M/s. Lucky Tours & Travels	A-I, Ratna Plaza, Lewis road, Bhubaneswar-751002 Mob: 7894447010	12915/TSM, dt.23.11.2012
18	M/s. Maa Tours & Travels	5-SCR, Kharvel Nagar, Near Kesari Talkies, Unit-III, Bhubaneswar-751001 Ph: 0674 6451002 M: +91-9937306002/9337856019	12920/TSM dt.23.11.2012
19	M/s. Shibani Travels	B-29, Saheed Nagar, Rupali Square, Bhubaneswar-751007 Ph: 0674-2547039/ 2547102/ 9937228039	12935/TSM dt.23.11.2012
20	M/s. Smart Tours & Travels	Room No.17, Behera Market Complex, Jayadev Vihar, Bhubaneswar -751013, Ph: 0674- 6539341/ 9437002493/ 9338088032/ 9937205795	12940/TSM dt.23.11.2012
21	M/s. The Explorer Travel World	"Hotel Janpath" Complex, 29-A, Bapuji Nagar, Bhubaneswar-751009, Ph: 0674-2598777 M: +91-9338522233 E-mail: info@etworld.in Website: http://www.etworld.in	12943/TSM dt. 23.11. 2012



Sl. No.	Name of the Agency	Address	Govt. approval No. & Date
22	M/s. Travel Link Pvt. Ltd.	1 st Floor, Metro House Vani Vihar Square, Saheed Nagar Bhubaneswar – 751007, Odisha Ph : +91 674 2546591/ 92/ 93/ 94 Fax : +91 674 2546595 Cell : 09861024646/ 09937024646 Email : travlinkin@yahoo.co.in travlink@bsnl.in Website : www.travellink-india.com	3623/TSM dt.21.03.2018
23	M/s. Tropical Vacations (I) Pvt. Ltd.	Plot No. 4706/5809 Gajapati Nagar, PO.Sainik School, Bhubaneswar-751005, Odisha, India Ph: 0674-2301195 M:+91- 8895274174 E-mail: info@tropicalvacations.in tours@tropicalvacations.in Website : www.tropicalindiaholidays.com www.tropicalvacations.in www.mytropicalvacations.com	13121/ TSM dt. 26.11.2012 & 2644/TSM dt.23.02.2013
24	M/s. Discover Tour & Travels	463 Lewis Road, Bhubaneswar-751002, Ph: 0674-2430477/2435731 FAX: 0674-2430828 E-mail: discovertours@yahoo.com Website: www.orissadiscover.com	13459/TSM, dt.29.11.2012
25	M/s. Jove Travels	Plot No. 4706/5851(8) Gajapati Nagar, Sainik School, Bhubaneswar-751005 Ph: 06742302761/2300859 M: +91-9437072761	12965/TSM dt.23.11.2012
26	M/s. Kalpataru Travels	Plot No. MB-92, PO. Badagada Brit Colony, Bhubaneswar-751018 Ph: +91- 9776992123/9861015719/ 9776146995	12970/TSM, dt.23.11.2012
27	M/s. Universal Travels	Plot No. N- 6/259 IRC Village, Nayapalli, Bhubaneswar-751015 Ph: 0674-2543120 Mob: 9439198572	7402/TSM dt.29.06.2015
28	M/s. Om Leisure Holidays Pvt. Ltd.	359-Saheed Nagar, Rupali Square, Bhubaneswar-751007 Ph: 0674-2542222/3205987 M:+91- 9338757598 FAX: 0674-2542222 E-mail: omtoursbbsr@gmail.com , omleisureholidaysorissa@gmail.com Website: www.omleisure.org	12980/TSM dt.23.11.2012
29	M/s. Dibakar Tours & Travels	Plot No-2116,Ratha Road, Old Town, Bhubaneswar-751002, Mob: +91-9937016689/9338916689 E-mail: dibakar.travels@gmail.com	12985/TSM dt.23.11.2012
30	M/s. Eastern Travels Pvt. Ltd.	Plot No- 20, Acharya Vihar, Bhoi Nagar, Bhubaneswar-751022, Ph: 0674-2546018 Fax: 0674-2542818 Email: akhil.parida@easterntravels.co.in , darshana_taunk@yahoo.com bhakti.taunk@easterntravels.co.in	12990/TSM dt.23.11.2012

Sl. No.	Name of the Agency	Address	Govt. approval No. & Date
31	M/s. Shree Tours & Travels	Plot No-103, Buddheswari Colony, Bhubaneswar-751006 Ph: 0674-2570311/2570377/ 2571034 FAX: 06742570311 E-mail: shreetravelsbbi@sify.com Website: www.shreetourstravels.com	12995/TSM dt.23.11.2012 & 3281/TSM dt.02.03.2013
32	M/s. Richi Travels	Hotel Richi Complex, 122-A, Station Square, Bhubaneswar-751001 Ph; 0674 2535063/2536165 Fax: 0674-2539418 M: +91-9437077990 E-mail: richitravels@rediffmail.com	13000/TSM dt.23.11.2012
33	M/s. Eastern Voyage Pvt. Ltd.	N 1/43, IRC Village, Nayapalli, Bhubaneswar-751015 Tel : + 91 674 2555547, Emailranjan@easternvoyage.in/ info@easternvoyage.in	11092/TSM dt.12.12.2014
34	M/s. Ace Expedition India Tours & Travels	Plot No. 1710, Badagada Canal Colony , Bhubaneswar-751014 Ph- + 91 674 2311155 Mobile - + 91 9090551212/9437283915 Email : expeditionindiataours@gmail.com/ booking@orissa-tours.com/ www.india-culturalstours.com	7828/TSM dt.01.07.2013
35.	M/s. Landscape Holidays	53, Saheed Nagar, Bhubaneswar- 751007 Ph: 0674-2544244, Email-landscapeholidays@hotmail.com	7838/TSM dt.01.07.2013
36	M/s. Inner India Tours	Plot No. B 1/6, Lingaraj Vihar, Pokhariput, Aerodrome Area, Bhubaneswar-751020 Ph: 0674-2352292, Email: intours@vsnl.net	7852/TSM dt.02.07.2013
37	M/s. Happy Travels	M 16/1 Hotel Chandan, HB Colony Baramunda, Bhubaneswar-751003, Ph: 0674-2354326, Mob: 9437179022	7939/TSM dt.04.07.2013
38	M/s. Insight Vacations Pvt. Ltd.	2049, , Samantrapur Square, Bhubaneswar -751002 Tel : 0674-6571587, Mob: 9437941287 / 9337041587 Email: sales@insightvacation.in Web: www.insightvacation.in	11833/TSM dt.27.12.2014
39	M/s. Nabagunjara Travels Pvt. Ltd.	Balighar-10, Rathadanda Road, Bhubaneswar-751002 Ph: 0674-2431 659/759 Email: nabagunjara@hotmail.com	12068/TSM Dt.04.12.2013
40	M/s. Travel Heritage	Plot No. 672, 1 st Floor, Saheed Nagar, Bhubaneswar-751002, Ph: 0674-2547272, Mob: 09437043250 Email: trvheritage@yahoo.co.in	10984/TSM dt.4.11.2013



Sl. No.	Name of the Agency	Address	Govt. approval No. & Date
41	M/s Dove Tours Pvt. Ltd.	C/23 ,Market Building, Saheed Nagar ,Bhubaneswar 751007,Odisha,India Tel + 91 674 2547175 Mob : 9937949286 Tel/Fax: +91 674 2543869 E-mail : info@dovetours.com URL: www.yearroundholidays.com	5365/TSM dt.20.06.2014
42	M/s Year Round Holidays	G2-Kalpavilla, Plot No.2171,Tankapani Road Bhubaneswar-751014 Tel: 9437305240/9861130996 Email: rashmi@yearroundholidaysindia.com Website: www.yearroundholidaysindia.com	5360/TSM dt.20.06.2014
43	M/s. Jaydev Travels	99/1,Jaydev Vihar,Bhubaneswar-751013 Tel : + 91 674 2360530 Mob:9437013375/9337755530 Email: jaydevtravels@yahoo.com	5370/TSM dt.20.06.2014
44	M/s. Sublime Tours & Travels Pvt. Ltd.	Plot No.226/2132 Near Durgamandap Khandagiri Bari,Khandagiri Bhubaneswar-751030 Mobile:9437484335/9777784335 Email:sublimetourodishacom Website: www.sublimetourodishacom	7985/TSM dt.14.07.2015
45	M/s. Temple City Tours & Travels.	Near Keshari Talkies -117/118, Station Square Unit-III, Bhubaneswar , Tel: +91 674 25322483 Mob: 9437822841/ 9438152675 Email: templecitybbsr@gmail.com	5380/TSM dt.20.06.2014
46	M/s. Trimurti Travels	Aerodrome Gate,Bhubaneswar-751020 Tel: + 91 674 2596171 Mobile: 9439583687	5390/TSM dt.20.06.2014
47	M/s. Eastern Treasure India Tours Pvt. Ltd.	Block No.3 , 1 st Floor Aditya Tradings, Sriram Nagar,Odisha,Bhubaneswar-751002 Tel:+ 91 674 2341655 Mob: 9437029989 Email: info@indiatribaltours.com Website : www.odishatour.com	8087/TSM dt.27.09.2014
48	M/s.Adventure Holidays & Treks	Room No.F1/F3-29,Indradhanu Market Complex IRC Village,Bhubaneswar-751015, Tel: + 91 674 2559218 Mobile : 9437678545 Email: info@indiatribaltours.com Website: www.orissatour.com www.indiatribaltours.com	8092/TSM dt.27.09.2014

Sl. No.	Name of the Agency	Address	Govt. approval No. & Date
49	M/s. Maa Santoshi Travels & Home Services	Bhimatangi Housing Board Colony LB 44,Phase -II ,Bhubaneswar Tel: +91 674 2591932 Mobile:-9337331669	10706/TSM dt.03.12.2014
50	M/s.Indus Journey	Plot No.598/599,Rajarani,Samantarapur Bhubaneswar-751002 Tel-0674-2342570 Mobile: 9937346030,9438792570 Email: indusjourney@gmail.com odishatapan@yahoo.co.in Website : indusjourney.org	11116/TSM dt.12.12.2014
51	M/s. Nanda Travels & Tours	83 , Budheswari Colony Bhubaneswar-751006 Tel: 0674 2570512 / 2572920	11101/TSM dt.12.12.2014
52	M/s Safari House	At/ Post – Dhanupalli Dist- Sambalpur Pin-768005 Mobile -9437051888 Email:safarilinkhouse@gmail.com	11526/TSM dt.20.12.2014
53	M/s.Make My Holiday Tour (A Unit of Wicann Business Services Pvt. Ltd.)	Plot No.68,Jagamohan Nagar,Jagamara Bhubaneswar-751030 Tel : + 91 674 2350220 Fax : +91 674 2350221 Mobile : 9861156357 Website : www.wbsslt.com	11895/TSM dt.29.12.2014
54	M/s.Keshari Tours & Travels Private Ltd.	113, Station Square, Hotel Keshari Complex Bhubaneswar-751001 Tel : + 91 674 2534551 Fax : +91 674 2535996 Email: keshari_trv@rediffmail.com	11936/TSM dt.30.12.2014
55	M/s Shree Venketeswar Tours Pvt.Ltd.	Plot No.475 Saheed Nagar Bhubaneswar-751013 Tel : 0674 2361755/655 Mobile : 9776440000/9861555000 Email: info@sierraholidays.com	7376/TSM dt.29.06.2015
56	M/s Sai Travel Care	B-8 Phase-7 Market Complex Sailashree Vihar,Bhubaneswar-751021 Tel : 0674 655512 Mob : 9776440000/9861555000 Email :info@saitravelcare.in	7850/TSM dt.10.07.2015
57	M/s Arch Exotic Pvt. Ltd	Plot No. 279 DCC , BDA Chandrasekharpur Bhubaneswar-751016 Tel : 0674 2303135 Mob: 9692080624 Email : archexotic@gmail.com	7845/TSM dt.10.07.2015
58	M/s Travel Holidays	Plot No.98 , Madhusudan Nagar Bhubaneswar-751001 Tel : 0674 2391443 Mob : 9437801082/ 9090346454 Email: travel-holidays@hotmail.com	7946/TSM dt.13.07.2015 & 8616/TSM dt.30.07.2015



Sl. No.	Name of the Agency	Address	Govt. approval No. & Date
59	M/s.T.T.Tours & Transport	Plot No. N-2- 71/B IRC Village PS- Nayapalli, Bhubaneswar -751015 Tel- 0674 2554080 Mob : 9437028728	8077/TSM dt.15.07.2015
60	M/s Santosh Travels	Plot No. SCR-95 , Kharavela Nagar Unit-3 Bhubaneswar-751001 Mob: 9853366410 Email: santoshtravels16@gmail.com	8378/TSM dt.25.08.2016
61	M/s Caravan Tours & Travels	Plot No.457, Madhusudan Nagar Sabar Sahi Lane Unit-IV Bhubaneswar-751012 Tel : 0674 2544922 Mob : 9338407875 Email: caravantours212@gmail.com	8706/TSM dt.07.09.2016
62	M/s Patra Tours & Travels	149 B Ashok Nagar , Infront of Allahabad Bank,Bhubaneswar-751009 Toll Free : 1800 120 8464 Ph : +91-0674 2598173 / 6033322/6066665 Mob: + 91- 9090903500/9861043182/ 9090901400 Email: info@patratravels.com / admin@patratravels.com / sales@patratravels.com Website : www.patratravels.com www.odishaholidaytour.com www.odishatour.org www.tribaltourodisha.com www.incredibleodishatour.com	12988/TSM dt.23.12.2016
63	M/s Sai Shraddha Travels & Holidays	HIG 136 , Phase-1 Pokhariput Bhubaneswar-751020 Mobile -7894274722 Email:saishradhhath@gmail.com	12956/TSM dt.23.12.2016
64	M/s Travel at Blue	16 Bharati Tower (Block-A) Ekamraa Marg , Forest Park Area Bhubaneswar-751009 Odisha , India Work Desk : 91-6742596141/2596133 Hand Phone : 91-9668213141 Email:contact@travelatblue.com www.travelatblue.com	3403/TSM dt.16.02.2016
PURI			
1	M/s. Heritage Tours	Mayfair Beach Resort, C.T. Road, Puri-752002 Ph: +91 6752-223656/ 222767 FAX: +91-6752-224595/ 224242 E-mail: bubu@heritagetoursorissa.com , heritagetours@hotmail.com Website: www.heritagetoursorissa.com	13116/TSM, dt.26.11.2012
2	M/s. Grass Roots Pvt. Ltd.	C.T. Road, Puri-752002 Ph: 06752-226642 M: +91-9437029698/9437022663 Email info@grassroutesjourneys.com Skype: grassroutesjourneys.com Web: www.grassroutesjourneys.com	12844/TSM dt.23.11.2012 & 3974/TSM dt.20.03.2013

Sl. No.	Name of the Agency	Address	Govt. approval No. & Date
3	M/s. Sai Om Tours & Travels	Dutta Tota, Pravat Lane, Puri-752001 Mob: +91-9437142194/ 9040129281 FAX: 06752-225689 Email: saiomtours Travels@gmail.com	12925/TSM, dt.23.11.2012
4	M/s. Double Zero Travels	Near Marine Drive Road, Puri-752002 Ph: 06752-231998 M: +91-9861269717/ 9776811112 E-mail: doublezero@sify.com	10606/TSM dt.31.12.2010
5	M/s. Banerjee Tours & Travels	Bhawa Ashram, Sea Beach Road, Puri-752001 Ph: 06752-233917 M:+91-9437100071/ 9938251561 E-mail: banerjeetourstravels@gmail.com	14091/TSM dt.12.12.2012
6	M/s. Tanuja Tribe Tours	Chakratirtha Road, Puri-752002	2659/TSM dt.23.02.2013
7	M/s. Jaysen Holidays	Opposite DAV School, Waterworks Road, Puri-752002 Mob: 9438675341/9937300583 Email- travelpack@gmail.com	7833/TSM, dt.01.07.2013
8	M/s. Golden Triangle Tours	Shankar Acharya Road, Puri-752001 Contact- 9861339383, Email- goldentriangletours@yahoo.in	12073/TSM dt.04.12.2013
9	M/s. Golden Triangle Tour & Travels	Khaki Math Lane, Kumbhakar Niyog,Puri	5385/TSM dt.20.06.2014
10	M/s. Exotic Orissa	Shop No.2 , Rockbay Campus C.T.Road,Puri Tel: +91 6752 225342 E-mail: exoticorissa@gmail.com Website : www.exoticorissa.com	11106/TSM dt.12.12.2014
11	M/s Weekend Tours Pvt. Ltd.	Room No. C/104,Krishna Dham Apartment V I P Road,Puri Email:weekendtoursodisha@gmail.com Website: www.weekendtoursodisha.com info@weekendtoursodisha.com Website: www.weekendtoursodisha.com	4705/TSM dt.28.3.2016
12	M/s .Travel Pratik Holidays	Chakratirtha Road Puri -752002 Tel : 06752 227327 Mobile : 9437287324/9778507447 Email:travelpratik@gmail.com	7612/TSM dt.04.07.2015
13	M/s Hindustan Travels	Puri Municipality Market Square Grand Road,Puri – 752001 Tel:9861124114 Email:hindustantravelpuri@gmail.com	7902/TSM dt.13.07.2015
14	M/s.Parikrama Travels	Chakratirtha Road,Puri -752002 Tel :06752 229566 Mob : 988333351111 Email : travels.parikrama@ gmail.com	7907/TSM dt.13.07.2015
15	M/s.Gandhara International	C.T.Road,Puri-752002 Tel :06752 224623/222618 Email:gandhara@india.com	7897/TSM dt.13.07.2015



Sl. No.	Name of the Agency	Address	Govt. approval No. & Date
16	M/s. Maa Shyamakali Tour & Travel Agency	Soudabad Sahi, Ballia Panda Infront of Sadhana Ashram, Puri -752001 Tel: 06752-231040 Mob :9040159940 Email:mahadevpat2080@gmail.com	8373/TSM dt.25.08.2016
17	M/s. Kanha Travels	Dolamandap Sahi,Puri-752001 Tel: 06752-229432	8420/TSM dt.27.08.2016
18	M/s. Take Our Trip Travels	CT Road, Puri Mobile : 9040082000 Email:reservation@takeourtrip.com	12976/TSM dt.23.12.2016
19	M/s.Narayana Tour & Travels	Dandimala Sahi, Near Town Police Station ,Puri Mobile : 9938421864 Email : aminasa-who36@gmail.com	12973/TSM dt.23.12.2016
20	M/s.Dulcimer Tours	Plot No. 927 ,Kumuti Sahi,Puri Mobile : 9439050039 Email:info@dulcimertours.com	12968/TSM dt.23.12.2016
SUNDARGARH			
1	M/s. Trishakti Tour & Travels	Hospital Road, Sundargarh-770001 Mob: +91-9937106852/ 9861382493 E-mail: trishakti.sng@gmail.com	12955/TSM dt. 23.11. 2012
2	M/s. Subhadra Travels	Sector-2,Bus stand, Rourkela-769006 Mob:+91- 9437168235	7589/TSM dt.24.10.2009
3	M/s. Aryan Travels & Service	Gajapati Market, Ambagan, Raourkela-5, Dist.- Saundargarh, Pin-760995	2649/TSM, dt.23.02.2013
4	M/s. Maa Travels	Opposite Life line Hospital, Civil Township, Rourkela, Dist.- Saundargarh, Pin-769004	2654/TSM dt.23.02.2013
DHENKANAL			
1	M/s. Hari Omm Travels	Bus Stand(Amalapura), Dhenkanal, Odisha-759001 Ph: 06762-224235 Mob: +91-9437094144/9437728943 Email: saumyaprakashmishra09@gmail.com	12889/TSM dt.23.11. 2012
JAJPUR			
1	M/s. Kalinga Travels	At/Po- Baragadia, Kalinga Nagar, Dist-Jajpur	12910/TSM dt.23.11.2012
2	M/s.Pawan Putra Travels	Infront of Police Station, Kacheri Road, Jajpur Town , Dist -Jajpur Mobile: 9861031828 Email: m9861031828@gmail.com	12945/TSM dt.23.12.2016
KORAPUT			
1	M/s. Grace Tours & Travels	Red cross Stall , Infront of Sub-Collector Office,Koraput-764026 Tel: 06852 251399 /201499 Mobile: 9437102653/8895105277	7924/TSM dt.13.07.2015

Sl. No.	Name of the Agency	Address	Govt. approval No. & Date
2	M/s.Kalinga Travels	Bus Stand, Red Cross Building Infront of Sub-Collector Office At/Po/Dist : Koraput Tel :06852 251399 /201493 Email: gracetravelskrpu@gmail.com	7924/TSM dt.13.07.2015
3	M/s.Vector Consul- tancy Services	Sana Telli Sahi,Jeypore Dist: Koraput Pin :764001 Tel : 06852 231554 Mobile : 9437374218	7929/TSM dt.13.07.2015
MAYURBHANJ			
1	M/s. Mayur Tours & Travels	Lalbazar, Ward No. IV, Baripada, Mayurbhanj-757001 Ph: 06792-253567 M: +91-9437218602 FAX: 06792-257163	13221/TSM dt.27.11.2012 & 3969/TSM dt.20.03.2013
2	M/s. OM SAI Travels	New Sarali Bridge, Sungadia, Baripada, Mayurbhanj-757001 Ph: 06792- 252218 M:+91- 9937696638	307/TSM dt.13.01.2011
3	M/s. Dev Tour & Travels	Bhanjpur,Baripada Dist- Mayurbhanj Mob: 9938172292 Email:devpnasannakan@gmail.com	12961/TSM dt.23.12.2016
GANJAM			
1	M/s. Hindustan Tour & Traveling Centre	Centre Railway Station Road, Berhampur, Ganjam-760005 Ph: 06802-229083/ 2229894 M: 9437062432	12894/TSM dt.23.11.2012
2	M/s. Shree Sai Chardham Travels	H.O. : Railway Station Road, Opp. Special Circuit House, Berhampur -5, Ganjam, Odisha Tel-0680 2229998, 2229146 Mob- 9437065063 Email: chardham@rediffmail.com , paryatanbharat@gmail.com Website : www.chardhamtravels.com	10716/TSM dt.03.12.2014
3	M/s. I S Travel World Pvt.Ltd.	Main Road, Gandhi Nagar Berhampur-760001 Dist- Ganjam Tel :0680 2220426/240 Mob: 9437010542/9040173627 Email : info@isworld.in	7914/TSM dt.13.07.2015
SAMBALPUR			
1	M/s. Jagannath Travel and Tours	At /PO-Ainthapalli, Sambalpur-768004 Ph: 0663-2540748 M: +91-9337300055 FAX: 0663-2540848	12960/TSM dt.23.11.2012
2	M/s. Safari House	At/Po -Dhanupalli, Sambalpur-768005 Dist-Sambalpur Mob:9437051888 Email : safarilinkhouse@gmail.com	11526/TSM dt.20.12.2014



Sl. No.	Name of the Agency	Address	Govt. approval No. & Date
3	M/s Nalini's Travels	Main Road, Near Flyover, Budharaja Sambalpur-768004 Dist : Sambalpur Tel : 0663 2400407/240240 Email : nalin1@sancharnet.in	7919/TSM dt.13.07.2015
BARAGARH			
1	M/s. Vacation International Tours	Bhatli Chowk, Near Rotary Public School, Baragarh-768028, Mob: 9238627440, Ph: 06646-247315	12078/TSM dt.04.12.2013
2	M/s. Helios Tourism Pvt.Ltd	Shop No.10 , Sarojini Complex Near Government Hospital, Atabira Baragarh-766027 Tel : 9937068404 Email : info@heliostourism.com	7313/TSM dt.26.06.2015
ANGUL			
1	M/s Abad Tours & Travels	At/Po-Nalco Nagar, Dist- Angul Tel: +91 6764 223095	5332/TSM dt.20.06.2014
BALASORE			
1	M/s Discover Odisha	Bhoisahi, Near Maa Budhi Mangala Temple, Contact No: 06782267337, 9437001017 email: discoverodisha@hotmail.com travelodisha@outlook.com	7432/TSM dt.26.08.2019
BHADRAK			
1	M/s.Travelx	At/Po -Chandbali Dist-Bhadrak Mobile-9937076645 Email: travelxorissa@gmail.com	5134/TSM dt.27.04.2015
CUTTACK			
1	M/s. Srutee Travels	Justice R.C.Pattnaik Lane, Biju Pattnaik Chhak, Po- Tulasipur, Cuttack-753008 Tel - 0671 2301772 Mob- 9437272272/9337372272 Email:sruteetravels@gmail.com	7365/TSM dt.29.06.2015



Olive Ridley Turtles, Rusikulya



YEAR WISE PLAN OUTLAY AND EXPENDITURE FOR 11th & 12th PLAN PERIOD (RS . IN LAKH)

Year	Name of the Scheme							Total
	101-Tourist Centre	102-Tourist Accommodation	104-Promotion & Publicity	190-Investment in Public Sector undertaking	103-Tourist Transport	Addl. Central Assistance		
1	2	3	4	5	6	7	8	
2010-11	Outlay Expenditure	-	1075.9	1204.1	-	-	2280	
		-	1035.67	1204.1	-	-	2239.77	
2011-12	Outlay Expenditure	-	2910	1550	-	55.45(C.P)	4515.45	
		-	2909.96	1549.49	-	55.45	4515.35	
2012-13	Outlay Expenditure	-	4085	2400	-	100.07(C. P)	6585.07	
		-	3943.41	2400	-	100.07(C. P)	6443.48	
2013-14	Out lay Expenditure	-	5426.4	3025	-	-	8451.83	
		-	5376.4	2959.43	-	-	8335.83	
2014-15	Outlay Expenditure	-	9200.03	2725	-	3145.92 (CSS)	15070.95	
		-	9200.03	2723.2	-	932.44(CSS)	12855.67	
2015-16	Out lay Expenditure	-	9000	3110	-	1514.45(CS)	13624.45	
		-	9000	3110	-	1176	13296	
2016-17	Out lay Expenditure	-	7693	4110	-	-	11803	
		-	7693	4110	-	-	11803	
2017-18	Out lay Expenditure	-	8730	6573	-	-	15303	
		-	8730	6573	-	-	15303	
2018-19	Out lay Expenditure	-	10450	7538.04	-	-	17988.04	
		-	10450	7538.03	-	-	17988.03	
2019-20	Out lay Expenditure	-	11350	8060	-	-	19410	
		-	11350	8060	-	-	19410	
2020-21	Out lay Expenditure	-	24050	11253	-	-	35303	
		-	24050	11253	-	-	35303	
2021-22	Out lay	-	35660	9340	-	-	45000	

TOURISTS VISIT IN THE IDENTIFIED TOURIST CENTRES OF ODISHA (district wise)

Sl. No.	Name of the Tourist Centre	2018			2019			2020		
		Domestic	Foreign	Total	Domestic	Foreign	Total	Domestic	Foreign	Total
1	2	3	4	5	6	7	8	9	10	11
ANGUL DISTRICT										
1	Tikarpara	71577	18	71595	82257	20	82277	14996	-	14996
2	Talcher	37949	-	37949	41762	-	41762	12173	-	12173
3	Bhimkand	47991	-	47991	49314	-	49314	9223	-	9223
4	Deulajhari	117447	-	117447	126275	-	126275	23674	-	23674
5	Angul	172372	2765	175137	181292	3015	184307	42960	119	43079
6	Banarpal	65371	-	65371	68581	-	68581	13345	-	13345
7	Rengali	89694	-	89694	93328	-	93328	17204	-	17204
8	Khuludi	87709	-	87709	96653	-	96653	16776	-	16776
9	Hingula Pitha	96065	-	96065	99896	-	99896	16531	-	16531
10	Handapa-Patrapada	46173	-	46173	48989	-	48989	8593	-	8593
11	Bulajhar	53060	-	53060	55673	-	55673	10765	-	10765
12	Binikei	55645	-	55645	58452	-	58452	11438	-	11438
13	Derjang	44863	-	44863	47915	-	47915	9079	-	9079
BALASORE DISTRICT										
1	Chandipur	962432	414	962846	995561	297	995858	491689	8	491697
2	Remuna	579760	82	579842	606069	33	606102	162301	14	162315
3	Chandaneswar	1562437	20	1562457	1649735	5	1649740	221639	2	221641
4	Panchalingeswar	465789	78	465867	507213	88	507301	154303	16	154319
5	Talsari	294431	92	294523	321444	71	321515	138432	21	138453
6	Raibania	52435	-	52435	54827	-	54827	13612	-	13612
7	Bhusandeswar	183352	-	183352	193921	-	193921	39278	-	39278
8	Langaleswar	103942	-	103942	106921	-	106921	19569	-	19569
9	Balarangadi	707723	-	707723	718569	-	718569	110826	-	110826
10	Laxmananath	110836	-	110836	113176	-	113176	27731	-	27731
11	Balasure	367794	830	368624	409190	552	409742	178799	181	178980
12	Sajanagarh	937310	25	937335	96686	-	96686	26948	-	26948



Sl. No.	Name of the Tourist Centre	2018			2019			2020		
		Domestic	Foreign	Total	Domestic	Foreign	Total	Domestic	Foreign	Total
1	2	3	4	5	6	7	8	9	10	11
13	Kasaphal	98436	-	98436	99848	-	99848	25014	-	25014
14	Ayodhya	98946	18	98964	100426	-	100426	24754	-	24754
15	Bardhanpur	74843	-	74843	76697	-	76697	18777	-	18777
16	Chasakhanda	86635	-	86635	88665	-	88665	23581	-	23581
17	Chowmukh Dagara	88524	4	88528	90143	11	90154	20191	1	20192
18	Tripsagadia	49324	-	49324	52039	-	52039	13816	-	13816
19	Kupari	170532	-	170532	181752	-	181752	43937	-	43937
20	Inchudi	41264	-	41264	42388	-	42388	12032	-	12032
21	Gud	73426	-	73426	80089	-	80089	15254	-	15254
22	Tudigadia	28872	-	28872	30472	-	30472	4450	-	4450
BARGARH DISTRICT										
1	Bargarh	248264	244	248508	288258	304	288562	127510	1	127511
2	Nrusimhanath	532320	16	532336	604098	18	604116	136539	-	136539
3	Debrigarh	69494	54	69548	80795	61	80856	33263	6	33269
4	Devdarha	88035	-	88035	93462	-	93462	24509	-	24509
5	Gaisima	56355	-	56355	60913	-	60913	20020	-	20020
6	Ganiapali	14705	-	14705	16226	-	16226	5248	-	5248
7	Papanga	22400	-	22400	24258	-	24258	8734	-	8734
8	Barpali	135018	15	135033	146515	18	146533	34288	-	34288
9	Chikhili	12445	-	12445	13745	-	13745	5354	-	5354
10	Bindhyabasini Hill- Giri Gobardhan Pitha- Baselikelagarh	73965	-	73965	80254	-	80254	26593	-	26593
BHADRAK DISTRICT										
1	Aradi	975720	-	975720	1027942	-	1027942	230161	-	230161
2	Dhammagar	170507	-	170507	177775	-	177775	30634	-	30634
3	Chandabali	216625	10	216635	231174	4	231178	45950	11	45961
4	Dhamra	132792	8	132800	148709	37	148746	49885	57	49942
5	Bhadrak	135298	30	135328	149199	542	149741	58276	88	58364
6	Guamal Nuasasan	38264	-	38264	40026	-	40026	8235	-	8235

Sl. No.	Name of the Tourist Centre	2018			2019			2020		
		Domestic	Foreign	Total	Domestic	Foreign	Total	Domestic	Foreign	Total
		3	4	5	6	7	8	9	10	11
1	Aharpada (Bhadrakali)	121543	-	121543	132239	-	132239	44379	-	44379
8	Iswarpur (Dappanaikani)	34432	-	34432	38180	-	38180	9412	-	9412
9	Eram (Raktatirtha)	19985	-	19985	20596	-	20596	5741	-	5741
10	Saheed Nagar (Lunia)	16826	-	16826	18098	-	18098	3599	-	3599
11	Devi Patana Mangala & Devi Barahi	36925	-	36925	38149	-	38149	8477	-	8477
12	Gohiratikiri	19726	-	19726	20342	-	20342	5023	-	5023
BALANGIR DISTRICT										
1	Harishankar	646589	43	646632	697028	55	697083	184819	-	184819
2	Patnagarh	222573	17	222590	235975	22	235997	65512	-	65512
3	Ranipur-Jharial	162616	41	162657	176237	46	176283	45621	-	45621
4	Jogisarada	134115	-	134115	142872	-	142872	39646	-	39646
5	Turekela	53740	-	53740	59375	-	59375	21092	-	21092
6	Saintala	108560	-	108560	116487	-	116487	37298	-	37298
7	Balangir	664609	212	664821	744106	237	744343	188268	9	188277
8	Gaikhai MIP	12880	-	12880	14313	-	14313	5291	-	5291
9	Bhimadunguri	81734	-	81734	94105	-	94105	26789	-	26789
10	Kumuda Pahad	141335	-	141335	165275	-	165275	48366	-	48366
BOUDH DISTRICT										
1	Boudh	79820	--	79820	87683	-	87683	9384	-	9384
2	Charisambhu	109820	--	109820	118527	-	118527	13582	-	13582
3	Charichhak	74490	--	74490	81871	-	81871	8397	-	8397
CUTTACK DISTRICT										
1	Cuttack	1062465	340	1062805	1093913	507	1094420	272389	25	272414
2	Lalitgiri	45471	351	45822	47809	367	48176	19924	186	20110
3	Ansupa	80220	23	80243	92124	20	92144	28901	4	28905
4	Banki	238767	-	238767	260504	-	260504	63643	-	63643
5	Bhattarika	185683	-	185683	221189	-	221189	59867	-	59867
6	Choudwar	140798	-	140798	160593	-	160593	46773	-	46773



Sl. No.	Name of the Tourist Centre	2018			2019			2020		
		Domestic	Foreign	Total	Domestic	Foreign	Total	Domestic	Foreign	Total
1	2	3	4	5	6	7	8	9	10	11
7	Dhableswar	867302	-	867302	887555	-	887555	103484	-	103484
8	Naraj	92346	-	92346	110369	-	110369	30927	-	30927
9	Niali Madhab	81436	-	81436	92393	-	92393	32305	-	32305
10	Chhapchikana	81262	-	81262	91795	-	91795	28338	-	28338
11	Singhanath	103728	-	103728	106318	-	106318	29666	-	29666
12	Amgeikuda	82340	-	82340	89941	-	89941	25383	-	25383
13	Kakudiapada	97765	-	97765	108684	-	108684	36247	-	36247
14	Kukudanga	58971	-	58971	62724	-	62724	25497	-	25497
15	Satakosia	67619	10	67629	85800	15	85815	32943	5	32948
16	Paramahansa	120790	-	120790	136106	-	136106	42673	-	42673
17	Nemala	237865	-	237865	267716	-	267716	58577	-	58577
18	Deojhar	58742	-	58742	65718	-	65718	23810	-	23810
19	Jayapur(Pragalapitha)	63269	-	63269	71781	-	71781	26092	-	26092
20	Damadamunipitha	52357	-	52357	61089	-	61089	23679	-	23679
21	Sapanpur	80672	-	80672	85357	-	85357	33610	-	33610
22	Maninag Cave (Jauluka Hill)	38976	-	38976	45227	-	45227	15875	-	15875
23	Prasanna Purusottam Dev (Tigiria)	48976	-	48976	60284	-	60284	23672	-	23672
24	Swapneswar Dev(Sankhamari)	42568	-	42568	49907	-	49907	23716	-	23716
25	Sri Sri Ramanath Dev & Baidyanath Dev	58760	-	58760	71154	-	71154	25601	-	25601
26	Baladev Jew & Hanuman Jew(Umar)	44365	-	44365	52154	-	52154	20378	-	20378
27	Maa Dhakulei Pitha	65876	-	65876	74886	-	74886	30626	-	30626
28	Satyabhamapur	54328	-	54328	62038	-	62038	23515	-	23515
DEOGARH DISTRICT										
1	Pradhanpat (Deogarh)	228069	6	228075	268845	-	268845	98405	-	98405
2	Kailash	14850	-	14850	16112	-	16112	5787	-	5787

Sl. No.	Name of the Tourist Centre	2018			2019			2020		
		Domestic	Foreign	Total	Domestic	Foreign	Total	Domestic	Foreign	Total
1	2	3	4	5	6	7	8	9	10	11
DHENKANAL DISTRICT										
1	Kapilas	810490	-	810490	881749	-	881749	131441	-	131441
2	Joranda	642098	12	642110	690579	8	690587	619551	-	619551
3	Dhenkanal	54749	915	55664	82760	588	83348	12197	3	12200
4	Saptasajya	113929	-	113929	120491	-	120491	22662	-	22662
5	Saranga	50270	-	50270	52992	-	52992	10575	-	10575
6	Kualo	42898	-	42898	46026	-	46026	8196	-	8196
7	Ladagarh	55873	-	55873	58773	-	58773	10559	-	10559
8	Ramial	48112	-	48112	50864	-	50864	10155	-	10155
9	Bhuban	132059	-	132059	135575	-	135575	23504	-	23504
10	Brahmapura	72791	-	72791	75248	-	75248	14150	-	14150
11	Sapua	30323	-	30323	33669	-	33669	6608	-	6608
GAJAPATI DISTRICT										
1	Paralakhemundi	133726	24	133750	157503	10	157513	35370	-	35370
2	Mahendragiri	112363	-	112363	117756	-	117756	22814	-	22814
3	Harabhangji	48649	-	48649	51337	-	51337	10417	-	10417
4	Gandahati	43285	-	43285	47862	-	47862	8837	-	8837
5	Jeerango & Khasada Water fall	33092	-	33092	38678	-	38678	7766	-	7766
GANJAM DISTRICT										
1	Gopalpur	418841	1782	420623	437033	1813	438846	128729	280	129009
2	Taptapani	145227	58	145285	149630	14	149644	31490	-	31490
3	Chiika (Rambha)	98492	33	98525	102738	30	102768	19303	26	19329
4	Narayani	155346	-	155346	162516	-	162516	30435	-	30435
5	Nirmaljar	77784	-	77784	80432	-	80432	14680	-	14680
6	Taratarini	482546	-	482546	496741	-	496741	108723	-	108723
7	Buguda	115446	-	115446	119657	-	119657	14624	-	14624
8	Jaugarh	36339	-	36339	38973	-	38973	7545	-	7545
9	Aryapalli	65289	-	65289	68618	-	68618	11294	-	11294
10	Berhampur	686137	739	686876	737783	636	738419	176945	10	176955
11	Girisola	56774	-	56774	59485	-	59485	11535	-	11535



Sl. No.	Name of the Tourist Centre	2018			2019			2020		
		Domestic	Foreign	Total	Domestic	Foreign	Total	Domestic	Foreign	Total
		3	4	5	6	7	8	9	10	11
12	Kulad	75329	-	75329	78939	-	78939	14279	-	14279
13	Mahurikalua	130491	-	130491	135294	-	135294	21621	-	21621
14	Mantridi	163347	-	163347	167825	-	167825	30917	-	30917
15	Athagarhpatna	44148	-	44148	46347	-	46347	8563	-	8563
16	Huma Kantiagada	47596	-	47596	50653	-	50653	8966	-	8966
17	Pati Sonapur	48693	-	48693	53269	-	53269	10581	-	10581
18	Potagarh	65489	-	65489	68882	-	68882	12732	-	12732
19	Ujjaleswar Ghodahad Dam	92355	-	92355	96741	-	96741	14851	-	14851
20	Antarapada	56394	-	56394	59875	-	59875	11231	-	11231
21	Humari Tampara	65083	-	65083	69678	-	69678	12962	-	12962
22	Nijabankeswari	37129	-	37129	40216	-	40216	8233	-	8233
JAGATSINGHPUR DISTRICT										
1	Paradeep	495070	3690	498760	542340	2394	544734	238922	172	239094
2	Jhankad	498765	--	498765	553224	-	553224	155984	-	155984
3	Jagatsinghpur	95587	--	95587	116113	-	116113	39945	-	39945
4	Gadakuja	154390	--	154390	175668	-	175668	50998	-	50998
5	Paradeepgarh	62138	--	62138	76790	-	76790	45405	-	45405
6	Chandpur	48759	--	48759	60250	-	60250	21488	-	21488
7	Siali Beach	53421	--	53421	62369	-	62369	21032	-	21032
JAJPUR DISTRICT										
1	Jaipur	296953	1748	298701	338063	1221	339284	82697	73	82770
2	Ratnagiri and Udayagiri	73112	911	74023	77059	1041	78100	12733	243	12976
3	Mahavinayak	190786	-	190786	219407	-	219407	57996	-	57996
4	Chandikhol	199876	-	199876	230250	-	230250	60229	-	60229
5	Ashokjhar	97680	-	97680	100707	-	100707	35889	-	35889
6	Vyas Sarobar	142376	-	142376	162922	-	162922	40595	-	40595
7	Gokarnika	140892	-	140892	141186	-	141186	44244	-	44244
8	Chhatia	183427	-	183427	209218	-	209218	64670	-	64670
9	Kuransa	97965	-	97965	107499	-	107499	37756	-	37756

Sl. No.	Name of the Tourist Centre	2018			2019			2020		
		Domestic	Foreign	Total	Domestic	Foreign	Total	Domestic	Foreign	Total
		3	4	5	6	7	8	9	10	11
10	Satyapira	76495	-	76495	80689	-	80689	26045	-	26045
11	Singhapur	83257	-	83257	93625	-	93625	32769	-	32769
12	Baruneswarpitha	150321	-	150321	167973	-	167973	41948	-	41948
13	Patharajpur	36865	-	36865	39165	-	39165	13473	-	13473
14	Langudi	26784	-	26784	35660	10	35670	14979	-	14979
15	Abhimanyu Samanta Singhar-Smruti Pitha	25438	-	25438	32168	-	32168	10756	-	10756
16	Neulapur-Tarapur-Deuli-Panturi	24359	-	24359	30019	-	30019	9619	-	9619
17	Vajragiri-Galagali Sankha-Kantigadia	23451	-	23451	30921	-	30921	11096	-	11096
18	Kayama-Radhanagar	21395	-	21395	30417	-	30417	12699	-	12699
19	Olasuni-Gangi Hill	247380	-	247380	290125	-	290125	90781	-	90781
JHARSUGUDA DISTRICT										
1	Vikramkhoh	4857	18	4875	5712	20	5732	2053	-	2053
2	Jharsuguda	311790	3727	315517	353625	5170	358795	129620	158	129778
3	Gujapahar	44945	26	44971	49475	27	49502	17016	-	17016
4	Kuilighugar	74844	70	74914	90415	77	90492	29710	-	29710
5	Pikalghugar	13878	-	13878	16826	-	16826	4922	-	4922
KALAHANDI DISTRICT										
1	Ampani	52622	-	52622	56673	-	56673	20362	-	20362
2	Phurlijharan	47370	-	47370	54425	-	54425	25372	-	25372
3	Karlapat	23075	-	23075	25065	-	25065	8903	-	8903
4	Asurgarh	19201	-	19201	20624	-	20624	6656	-	6656
5	Belkhandi	30047	-	30047	33912	-	33912	10707	-	10707
6	Gudahandi	23650	-	23650	25354	-	25354	8845	-	8845
7	Junagarh	54205	-	54205	62805	-	62805	23656	-	23656
8	Bhawanipatna	178922	106	179028	211247	290	211537	74865	-	74865
9	Thuamul-Rampur	42044	-	42044	46115	-	46115	16747	-	16747
10	Amatgarh	23220	-	23220	25745	-	25745	8622	-	8622



Sl. No.	Name of the Tourist Centre	2018			2019			2020		
		Domestic	Foreign	Total	Domestic	Foreign	Total	Domestic	Foreign	Total
1	2	3	4	5	6	7	8	9	10	11
11	Dharmagarh	47089	-	47089	56415	-	56415	19642	-	19642
12	Jakam	16100	-	16100	17608	-	17608	6846	-	6846
13	Mardiguda	17425	-	17425	18965	-	18965	5935	-	5935
14	Rabandarh	16140	-	16140	18745	-	18745	8927	-	8927
15	Sapagaranda	17387	-	17387	18919	-	18919	6512	-	6512
16	Talguda	12860	-	12860	14065	-	14065	5163	-	5163
17	Kusurla	16270	-	16270	17875	-	17875	6114	-	6114
KANDHAMAL DISTRICT										
1	Daringibadi	95655		95655	104739	-	104739	14674	-	14674
2	Chakapada	89540		89540	95855	-	95855	9753	-	9753
3	Putudi	46280		46280	50642	-	50642	5396	-	5396
4	Balaskumpa	65490		65490	71591	-	71591	7548	-	7548
5	Belghar	9540		9540	10374	-	10374	1879	-	1879
6	Phulbani	128314	256	128570	135892	594	136486	18637	-	18637
KENDRAPARA DISTRICT										
1	Kendrapara	304326	24	304350	311802	30	311832	58395	-	58395
2	Bhitarakanika	75095	212	75307	59277	272	59549	57368	101	57469
3	Aul (Ali)	136580	-	136580	162513	-	162513	48776	-	48776
4	Tamala Sasan	97654	-	97654	99302	-	99302	32726	-	32726
5	Santhpura	58537	-	58537	70360	-	70360	24166	-	24166
6	Gadadharpitha	35436	-	35436	42585	-	42585	17966	-	17966
7	Karteswar Matha	27865	-	27865	33682	-	33682	18382	-	18382
8	Sakhibata	28782	-	28782	33904	-	33904	16643	-	16643
9	Kudanagari	28763	-	28763	37587	-	37587	15849	-	15849
10	Andhabara	24599	-	24599	33855	-	33855	12734	-	12734
11	Goteswar Pitha	23564	-	23564	30369	-	30369	11126	-	11126
12	Hukitola & Batighar	54386	-	54386	65175	-	65175	24949	-	24949
KEONJHAR DISTRICT										
1	Sitabinji	185697	-	185697	190462	-	190462	36220	-	36220

Sl. No.	Name of the Tourist Centre	2018			2019			2020		
		Domestic	Foreign	Total	Domestic	Foreign	Total	Domestic	Foreign	Total
		3	4	5	6	7	8	9	10	11
1	Sanaghagara	299939	11	299950	304733	13	304746	101059	5	101064
2	Badaghagara	97408	-	97408	99724	-	99724	38538	-	38538
3	Khandadhara	108051	-	108051	113182	-	113182	40289	-	40289
4	Gonasika	105875	4	105879	111562	5	111567	41507	-	41507
5	Murgamahadev	151174	-	151174	154121	-	154121	59535	-	59535
6	Ghatagaon	637079	-	637079	661675	-	661675	171759	-	171759
7	Handibhanga	75381	-	75381	78619	-	78619	32187	-	32187
8	Deogaon-Koshaleswar	149252	-	149252	154893	-	154893	58144	-	58144
9	Keonjhar	194978	183	195161	221715	189	221904	78490	42	78532
10	Gundichaghai	71768	-	71768	75649	-	75649	30717	-	30717
11	Hadagada	71445	-	71445	75246	-	75246	28016	-	28016
12	Kanjipani	58571	-	58571	61773	-	61773	19636	-	19636
13	Podasingidi (arh Chandri Chakratirth)	59896	-	59896	63429	-	63429	21757	-	21757
14	Rajnagar	41950	-	41950	44853	-	44853	15662	-	15662
15	Sarai(Keshari Kunda)	177734	-	177734	186142	-	186142	68104	-	68104
KHORDHA DISTRICT										
1	Bhubaneswar	2941128	46562	2987690	3214376	42104	3256480	1068999	5192	1074191
2	Dhuli	1050304	10346	1060650	1180934	11625	1192559	319076	2631	321707
3	Khandagiri & Udayagiri	724149	3525	727674	323582	3184	326766	106392	787	107179
4	Nandankanan	3246493	1087	3247580	2810567	1158	2811725	947170	406	947576
5	Atri	184530	-	184530	194453	-	194453	58022	-	58022
6	Banpur	150435	-	150435	168208	-	168208	49751	-	49751
7	Barunei	167879	-	167879	192831	-	192831	55260	-	55260
8	Bhusandapur	138768	-	138768	152583	-	152583	42930	-	42930
9	Chilika (Barkul)	363940	1547	365487	394954	2146	397100	107597	613	108210
10	Hirapur	78391	561	78952	89934	246	90180	28012	137	28149
11	Jayadev Kenduli	94376	-	94376	108992	-	108992	37825	-	37825



Sl. No.	Name of the Tourist Centre	2018			2019			2020		
		Domestic	Foreign	Total	Domestic	Foreign	Total	Domestic	Foreign	Total
1	2	3	4	5	6	7	8	9	10	11
12	Gadamanatri	120870	-	120870	136502	-	136502	33559	-	33559
13	Rameswar	76542	-	76542	84419	-	84419	31793	-	31793
14	Mandangiri(Mundiapada)	55643	-	55643	63958	-	63958	23909	-	23909
15	Koshalaluni Thakuranipitha	74587	-	74587	82625	-	82625	30141	-	30141
16	Salia Dam-Berbara Hills	36548	-	36548	46946	-	46946	18783	-	18783
17	Balipatna (Shisu Anantapitha)	54761	-	54761	60174	-	60174	25469	-	25469
18	Shree Ananta Purusottam dev (Jagulaipatna)	24769	-	24769	32938	-	32938	14806	-	14806
19	Sankat Mochan Mahavir Temple	24315	-	24315	30464	-	30464	15994	-	15994
KORAPUT DISTRICT										
1	Gupteswar	451065	352	451417	517821	263	518084	189268	-	189268
2	Suai	33028	130	33158	38096	153	38249	11199	-	11199
3	Nandapur	96584	261	96845	112095	307	112402	37807	35	37842
4	Duduma	47784	911	48695	62465	1287	63752	29116	293	29409
5	Sunabeda	88391	303	88694	98712	361	99073	30710	41	30751
6	Jalaput	25460	-	25460	27955	-	27955	9995	-	9995
7	Koraput	132791	1076	133867	176305	1304	177609	55611	293	55904
8	Bagra (Upper Kolab Dam)	41617	68	41685	52135	82	52217	20948	-	20948
9	Deomali	52450	224	52674	62458	284	62742	29928	41	29969
10	Gulmi	37862	-	37862	44115	-	44115	16965	-	16965
11	Kechla	17530	-	17530	19435	-	19435	7032	-	7032
12	Raja Cave & Balmiki Ashrama	6812	-	6812	7625	-	7625	3263	-	3263
13	Balda Cave	13274	-	13274	14975	-	14975	5495	-	5495
MALKANGIRI DISTRICT										
1	Balmela	19223	-	19223	21394	-	21394	7714	-	7714

Sl. No.	Name of the Tourist Centre	2018			2019			2020		
		Domestic	Foreign	Total	Domestic	Foreign	Total	Domestic	Foreign	Total
1	2	3	4	5	6	7	8	9	10	11
2	Chitrakonda	21050	-	21050	23147	-	23147	10763	-	10763
3	Malkangiri	53285	9	53294	62273	6	62279	29884	1	29885
4	Motu	21871	-	21871	26573	-	26573	9539	-	9539
5	Satiguda	68550	-	68550	75692	-	75692	28581	-	28581
6	Rajarani Bandha	5065	-	5065	5334	-	5334	1895	-	1895
MAYURBHANJ DISTRICT										
1	Simlipal	34434	18	34452	32710	24	32734	48052	49	48101
2	Khiching	242876	-	242876	264414	2	264416	106167	-	106167
3	Hariपुर	67532	-	67532	70229	-	70229	15930	-	15930
4	Jashipur	75326	28	75354	79621	9	79630	29532	28	29560
5	Kuliana	42684	-	42684	48237	-	48237	18173	-	18173
6	Kuchai	40265	-	40265	45463	-	45463	18063	-	18063
7	Baripada	183299	61	182360	198895	68	198963	58130	27	58157
8	Deokund	194229	5	194234	205040	2	205042	71803	4	71807
9	Bangiriposi	58982	-	58982	62547	5	62552	21087	-	21087
10	Jamsola	76853	-	76853	78582	8	78590	39071	-	39071
11	Bhimkund	136265	-	136265	150127	13	150140	48850	-	48850
12	Bisoi	54592	4	54596	58372	-	58372	16741	-	16741
13	Manatri	98538	-	98538	105247	-	105247	28758	-	28758
14	Rairangpur	80046	6	80052	89697	-	89697	28785	-	28785
15	Samibrukha	59542	-	59542	62296	-	62296	18396	-	18396
16	Suleipat	70226	-	70226	72857	-	72857	20016	-	20016
17	Meru Matha	43865	-	43865	45747	-	45747	6316	-	6316
18	Alkudar	26240	-	26240	28930	-	28930	7191	-	7191
19	Sitakunda	32740	-	32740	36462	2	36464	9984	4	9988
NAWAPARA DISTRICT										
1	Patalganga	34135	-	34135	41846	-	41846	11796	-	11796
2	Yogimatha	16920	-	16920	18985	-	18985	5991	-	5991
3	Budhikorma	21360	-	21360	24508	-	24508	8471	-	8471
4	Nawapara	52665	-	52665	65294	-	65294	23578	-	23578



Sl. No.	Name of the Tourist Centre	2018			2019			2020		
		Domestic	Foreign	Total	Domestic	Foreign	Total	Domestic	Foreign	Total
1	2	3	4	5	6	7	8	9	10	11
5	Patora	46075	-	46075	53057	-	53057	23018	-	23018
6	Sindursil	20420	-	20420	21805	-	21805	7566	-	7566
7	Thipakhola	15385	-	15385	17072	-	17072	6260	-	6260
NAWARANGPUR DISTRICT										
1	Papadahandi	205162	10	205172	220465	13	220478	57096	-	57096
2	Nawarangpur	76538	142	76680	91321	202	91523	36761	-	36761
3	Umerkote	46744	-	46744	50998	-	50998	16746	-	16746
4	Kelia	154995	-	154995	166294	-	166294	57614	-	57614
5	Podagarh	15331	-	15331	18015	-	18015	6335	-	6335
NAVAGARH DISTRICT										
1	Kantilo	189870	-	189870	216303	-	216303	64372	-	64372
2	Baramul	56431	-	56431	64322	-	64322	28989	-	28989
3	Nilakandar	58769	-	58769	64866	-	64866	30660	-	30660
4	Odagaon	298765	-	298765	348867	-	348867	94511	-	94511
5	Sarankul	187590	-	187590	208420	-	208420	62127	-	62127
6	Nayagarh	146723	-	146723	159248	-	159248	53226	-	53226
7	Jamupatna	196542	-	196542	227854	-	227854	69314	-	69314
8	Ranapur	143980	-	143980	158849	-	158849	49628	-	49628
9	Kuanria	171255	-	171255	174182	-	174182	45074	-	45074
10	Kuturi	58791	-	58791	66422	-	66422	28765	-	28765
11	Udayapur	48679	-	48679	54351	-	54351	23898	-	23898
12	Siddhamula (Gokulananda Pitha)	72234	-	72234	82768	-	82768	34749	-	34749
13	Panchupalliprgana	36728	-	36728	42190	-	42190	16517	-	16517
14	Jogi-Jogiani	32654	-	32654	40511	-	40511	16570	-	16570
PURI DISTRICT										
1	Puri (Hotel Occupancy) (Day visitors)	5223967 13139608	40339 40339	5264306 13179947	4853954 13441996	37534 37534	4891188 13479530	1564098 3324762	2838 3071	1566936 3327833

Sl. No.	Name of the Tourist Centre	2018			2019			2020												
		Domestic	Foreign	Total	Domestic	Foreign	Total	Domestic	Foreign	Total										
		3	4	5	6	7	8	9	10	11										
1	2																			
2	Konark (A.S.I. entry ticket) (Day visitors)	2555712 4208050	5395 8110	2561107 4216160	2147026 4300918	5670 7499	2152696 4308417	753141 1456000	1994 2399	755135 1458399										
3	Chilika (Satapara)	244820	1563	246383	251232	1545	252777	81000	677	81677										
4	Biswanath Hill	135680	-	135680	142803	-	142803	41680	-	41680										
5	Kakatpur	535518	-	535518	563932	-	563932	64350	-	64350										
6	Astaranga	84730	-	84730	89815	-	89815	23245	-	23245										
7	Kuruma	66490	-	66490	70646	-	70646	17397	-	17397										
8	Satyabadi	531960	1450	533410	561869	1199	563068	167010	286	167296										
9	Baliharachandi	197610	-	197610	206621	-	206621	63760	-	63760										
10	Balighai	89310	1092	90402	95040	1112	96152	32348	321	32669										
11	Chaurasi	85920	-	85920	89572	-	89572	24450	-	24450										
12	Raghurajpur	151355	2336	153691	158613	2330	160943	44542	674	45216										
13	Brahmagiri	304268	-	304268	312057	-	312057	53728	-	53728										
14	Pipili	454360	2801	457161	475128	2880	478008	162723	809	163532										
15	Ramachandi	337350	2182	339532	362430	2198	364628	137880	818	138698										
16	Beleswar	117020	115	117135	123105	243	123348	34250	63	34313										
17	Jahaniapira	93210	20	93230	112730	11	112741	42222	-	42222										
18	Baligaon	86690	-	86690	90643	-	90643	22478	-	22478										
19	Baral (Balunkeswar Pitha)	114910	-	114910	123241	-	123241	22727	-	22727										
20	Manikapatna	67440	-	67440	69055	-	69055	17302	-	17302										
21	Maa Mangala Temple (Matrusakti Pitha)	148390	-	148390	162420	-	162420	13880	-	13880										
RAYAGADA DISTRICT																				
1	Devagiri	142739	-	142739	156355	-	156355	54719	-	54719										
2	Hatipathar (Raygada)	233648	1784	235432	265010	2598	267608	93575	188	93763										
3	Padmapur	114214	-	114214	127432	-	127432	35662	-	35662										
4	Chatikona	234072	780	234852	254781	1240	256021	81955	188	82143										
5	Bissam Cuttack	39606	626	40232	42490	684	43174	12483	-	12483										
6	Minajhola	54803	-	54803	59778	-	59778	20218	-	20218										
7	Niyimgiri Hills	13274	-	13274	14715	-	14715	4854	-	4854										



Sl. No.	Name of the Tourist Centre	2018			2019			2020		
		Domestic	Foreign	Total	Domestic	Foreign	Total	Domestic	Foreign	Total
1	2	3	4	5	6	7	8	9	10	11
SAMBALPUR DISTRICT										
1	Sambalpur	463557	981	464538	528219	1330	529549	122021	60	122081
2	Hirakud	352532	104	352636	408411	132	408543	117655	14	117669
3	Ushakothi	5213	4	5217	5795	3	5798	2147	-	2147
4	Huma	287823	91	287914	349652	112	349764	88229	14	88243
5	Chipilima	185165	59	185224	214952	74	215026	77984	14	77998
6	Gudguda	62745	-	62745	81935	-	81935	34633	-	34633
7	Kandhara	12055	-	12055	13565	-	13565	4462	-	4462
SUBARNAPUR DISTRICT										
1	Charada	128490	-	128490	136817	-	136817	35913	-	35913
2	Binika (Papakshyaghata)	193380	-	193380	207239	-	207239	52941	-	52941
3	Sonepur	252376	186	252562	283645	171	283816	92586	-	92586
4	Khaliapali	25130	-	25130	30968	-	30968	8863	-	8863
5	Chandalipat Puja Dunguri	23255	-	23255	25357	-	25357	8279	-	8279
6	Kota Samalai	46820	-	46820	50585	-	50585	19666	-	19666
7	Chudakhai Pahad				23110	-	23110	7361	-	7361
SUNDARGARH DISTRICT										
1	Rourkela	976409	4295	980704	1048825	5065	1053890	303762	118	303880
2	Junagarh	58468	-	58468	61885	-	61885	20266	-	20266
3	Vedvyas	784660	-	784660	856463	-	856463	260200	-	260200
4	Ushakothi	45621	-	45621	49335	-	49335	21290	-	21290
5	Mandira Dam	196379	-	196379	208155	-	208155	73765	-	73765
6	Khandadhar	269574	-	269574	287153	-	287153	98215	-	98215
7	Deodarah	87892	-	87892	90557	-	90557	30535	-	30535
8	Ghogar	299733	-	299733	341865	-	341865	112911	-	112911
9	Darjeeing	96214	-	96214	100754	-	100754	34362	-	34362
10	Miriglotah	58728	-	58728	63449	-	63449	20149	-	20149
11	Chhatrhill	35716	-	35716	39346	-	39346	11385	-	11385
12	Sundargarh	62887	638	63525	71588	709	72297	27554	7	27561
13	Amco-Simco	14396	-	14396	16649	-	16649	3227	-	3227





ODISHA
INDIA'S BEST KEPT SECRET.

Department of Tourism, Govt. of Odisha, Paryatan Bhawan, Lewis Road
Bhubaneswar - 751014, Ph: 0674 - 2432177/ 2431896, Fax: 0674 - 2430887
info@odishatourism.gov.in | www.odishatourism.gov.in

[f](#) odishatourismofficial [@](#) odishatourismofficial [t](#) odisha_tourism