



Government of Odisha



# STATISTICAL BULLETIN 2021

DEPARTMENT OF TOURISM, GOVERNMENT OF ODISHA




### Source of Data

*The Statistics contained in the publication are compiled from the data collected from various Tourist offices of Tourism Department, Airlines, ASI, Forest Department, Hospitality Units etc.*

## FOREWORD

The Statistical Bulletin-2021 provides an overview of Odisha's tourism and hospitality sector by offering insights into the government's focus areas through tourist visits, hospitality accommodation related information, budgeted outlays and expenditures. The report is a compilation of tourist data drawn from various sources that has been analyzed on the basis of season of arrival, mode of transport, country-wise & state-wise break-up of tourists, tourist arrival to the State etc. An estimate of earnings through tourism and employment generated thereof have also been given. The chapter "HIGHLIGHTS" gives a summary on the important aspects of the report. I hope this will be an indicative resource manual for research students, scholars, academicians, planners and others interested in Travel and Tourism Industry.



**Shri Sachin R Jadhav, IAS**  
Director Tourism, Govt. of Odisha



Putsil

# CONTENTS

SL.No.	SUBJECT	PAGE
1	Highlights	7
2	Tourist Visits in Odisha A. Tourist Visits ( Domestic & Foreign ) B. Foreign Tourist Visits in Odisha C. Domestic Tourist Visits in Odisha D. Month wise Tourist Visits in Odisha	8 9 9 10
3	Tourist Visits in Odisha during Ten Years ( Shown in Graphically ) A. Calendar Year wise B. Financial Year wise	10 12
4	Domestic Tourist visits in Odisha ( Calendar year/Financial year )	14
5	World-India-Odisha Tourist Arrival	14
6	Country wise Break-up of Foreign Tourists visiting the State	16
7	State wise Break-up of Domestic Tourists visiting the State	20
8	Tourists Arrival by Air	22
9	Hotel Statistics A. District wise Hotel position B. Place wise Hotel position C. Year wise Hotel position	24 25 30
10	List of Star Hotels in Odisha	32
11	District wise places and category wise Hotels in Odisha	34
12	Inflow of Money through Tourist Spending (Expenditure) in Odisha	40
13	Identified Tourist Centers in Odisha	44
14	Accommodation Units operated by Tourism Department & tariff thereof	47
15	Accommodation Units operated by OTDC	48
16	Tariff of OTDC Accommodation Units	49
17	How to Book Panthanivas	53
18	Average Percentage of Hotel Occupancy	54
19	Address of Govt. of Odisha Tourist Offices	56
20	Highlights of Tourist Profile Survey of 2018-19	60
21	List of Excursion Agencies Recognised by the Tourism Dept.	62
22	Tourists visit to the Identified Tourist Centers of Odisha	74

## HIGHLIGHTS

### A. Tourist Visits during 2021

Domestic	Foreign	Total	% Change
3742221	2269	3744490	(-)19.16%

### B. Seasonal Pattern of Tourist visits during 2021

Peak Season	Domestic	Foreign	Total
(January-March and October-December)	3202821	2030	3204851
Lean Season			
(April- September)	539400	239	539639
Total	3742221	2269	3744490

### C. Mode of Arrival of Tourist during 2021

Mode	Domestic	Foreign	Total
Air	866872	0	866872

### D. Tourist Generating Areas during 2021

Foreign : Maximum from Netherlands & USA  
 Domestic : Maximum from West Bengal

### E. Monthly Tourist inflow during 2021

	Maximum	Minimum
Domestic	December : 684445	August : 248896
Foreign	November: 774	August : 111

### F. Foreign Tourist Arrival during 2021(Odisha vis-a-vis India)

India	Odisha	Share
2744766	2269	0.37

### G. Hotel Position in Odisha at the end of 2021

Category of Hotels	No. of Hotels	No. of Rooms	No. of Beds
High Spending Group (HSG)	362	13020	27398
Middle Spending Group (MSG)	613	12331	25469
Low Spending Group (LSG)	1161	19485	37599
Total	2136	44836	90466

### H. Inflow of Money through Tourist Spending (Expenditure) in Odisha during 2021

Domestic	Foreign	Total
3725.85	9.46	3735.31

(Rs. in Crore)



Sonapur Beach



## TOURIST VISITS IN ODISHA

### A. Tourist Visits (Domestic & Foreign)

	2019	2020	2021
<b>(a) Visits during the whole year</b>	<b>15422765</b>	<b>4632479</b>	<b>3744490</b>
* Increase/decrease	103407	(-)107,90,286	(-)887989
* Change in Percentage	0.68%	(-)70.02%	(-)19.17%
<b>(b) Visits during January-June</b>	<b>6720789</b>	<b>3815598</b>	<b>1560294</b>
* Increase/decrease	(-)418968	(-)2905191	(-)2255304
* Change in percentage	(-)5.67%	(-)43.23%	(-)59.10%
<b>(c) Visits during July-December</b>	<b>8701976</b>	<b>816881</b>	<b>2184196</b>
* Increase/decrease	522375	(-)7885095	1367315
* Change in percentage	6.39%	(-)90.61%	167.38%
<b>(d) Visits during January-March &amp; October-December (Peak Period)</b>	<b>9986308</b>	<b>3815598</b>	<b>3204851</b>
* Increase/decrease	802714	(-)6170710	(-)610747
* Change in percentage	8.74%	(-)61.80%	(-)16.00%
<b>(e) Visits during April-September (Lean Period)</b>	<b>5436457</b>	----	<b>539639</b>
* Increase/decrease	(-)699307	(-)5436457	5,39,639
* Change in percentage	(-)11.4%	(-)100%	----

### B. Foreign Tourist Visits in Odisha

	2019	2020	2021
<b>(a) Visits during the whole year.</b>	<b>115128</b>	<b>10206</b>	<b>2269</b>
* Increase/decrease	4310	(-)104922	(-)7937
* Change in percentage	3.86%	(-)91.14%	(-)77.77%
<b>(b) Visits during January-June</b>	<b>43678</b>	<b>10103</b>	<b>549</b>
* Increase/decrease	238	(-)33,575	(-)9,554
* Change in percentage	0.55%	(-)76.87%	(-)94.56%
<b>(c) Visits during July-December</b>	<b>71450</b>	<b>103</b>	<b>1720</b>
* Increase/decrease	4072	(-)71347	1617
* Change in percentage	6.04%	(-)98.46%	1569.69%
<b>(d) Visits during January-March &amp; October-December (Peak Period)</b>	<b>76738</b>	<b>10206</b>	<b>2030</b>
* Increase/decrease	(-)7434	(-)66532	(-)8176
* Change in percentage	10.72%	(-)86.70%	(-)80.11%
<b>(e) Visits during April-September (Lean Period)</b>	<b>38390</b>	-	<b>239</b>
* Increase/decrease	(-)3124	(-)38390	239
* Change in percentage	(-)7.53%	(-)100%	----

### C. Domestic Tourist Visits in Odisha

	2019	2020	2021
<b>(a) Visits during the whole year</b>	<b>15307637</b>	<b>4622273</b>	<b>3742221</b>
* Increase/decrease	99097	(-)10685364	(-)880052
* Change in percentage	0.65%	(-)69.80%	(-)19.04%
<b>(b) Visits during January-June</b>	<b>6677111</b>	<b>3805495</b>	<b>1559745</b>
* Increase/decrease	419206	(-)2871616	(-)2245750
* Change in percentage	(-)5.91%	(-)43.00%	(-)59.01%
<b>(c) Visits during July-December</b>	<b>8630526</b>	<b>816778</b>	<b>2182476</b>
* Increase/decrease	518304	(-)7813748	1365698
* Change in percentage	6.39%	(-)90.54%	167.20%
<b>(d) Visits during January-March &amp; October-December (Peak Period)</b>	<b>9909570</b>	<b>4622273</b>	<b>3202821</b>
* Increase/decrease	795280	(-)5287297	(-)1419452
* Change in percentage	8.73%	(-)53.36%	(-)30.71%
<b>(e) Visits during April-September (Lean Period)</b>	<b>5398067</b>	----	<b>539400</b>
* Increase/decrease	696183	(-)5398067	539400
* Change in percentage	(-)11.42%	(-)100%	-----

### D. Tourist Visits in Odisha during 2021 (Month wise)

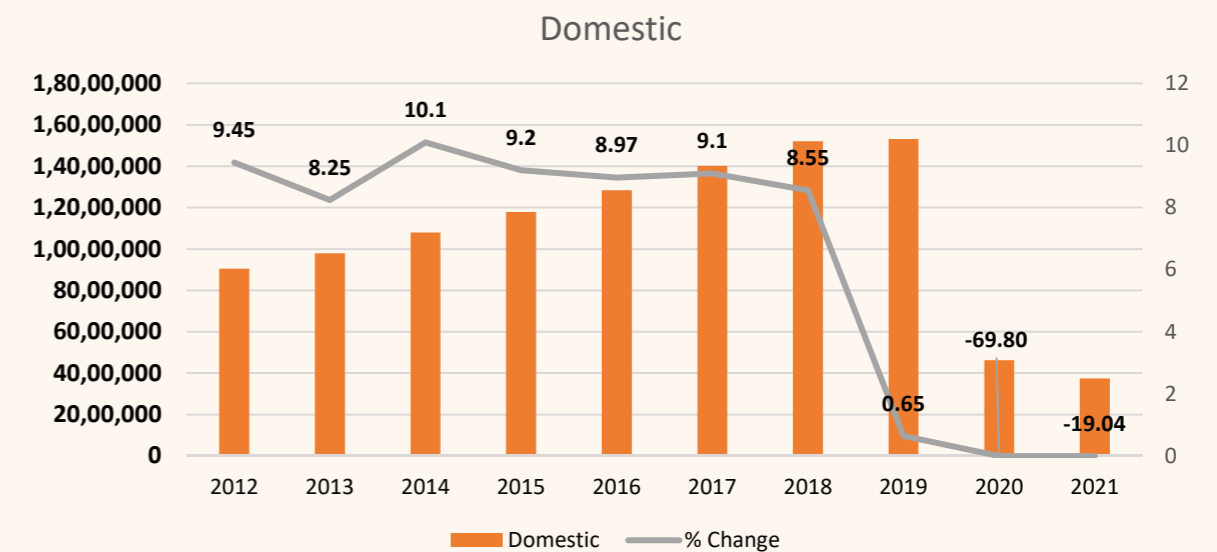
Month	Number of Tourists			Proportion to Total (in %)	
	Domestic	Foreign	Total	Domestic	Foreign
January	523066	149	523215	13.98	6.57
February	523406	222	523628	13.99	9.78
March	513273	178	513451	13.71	7.84
April	-	-	-	-	-
May	-	-	-	-	-
June	-	-	-	-	-
July	-	-	-	-	-
August	248896	111	249007	6.65	4.89
September	290504	128	290632	7.76	5.64
October	566939	210	567149	15.15	9.26
November	391692	774	392466	10.47	34.11
December	684445	497	684942	18.29	21.90
<b>Total</b>	<b>3742221</b>	<b>2269</b>	<b>3744490</b>	<b>100.00</b>	<b>100.00</b>

### TOURIST VISITS IN ODISHA

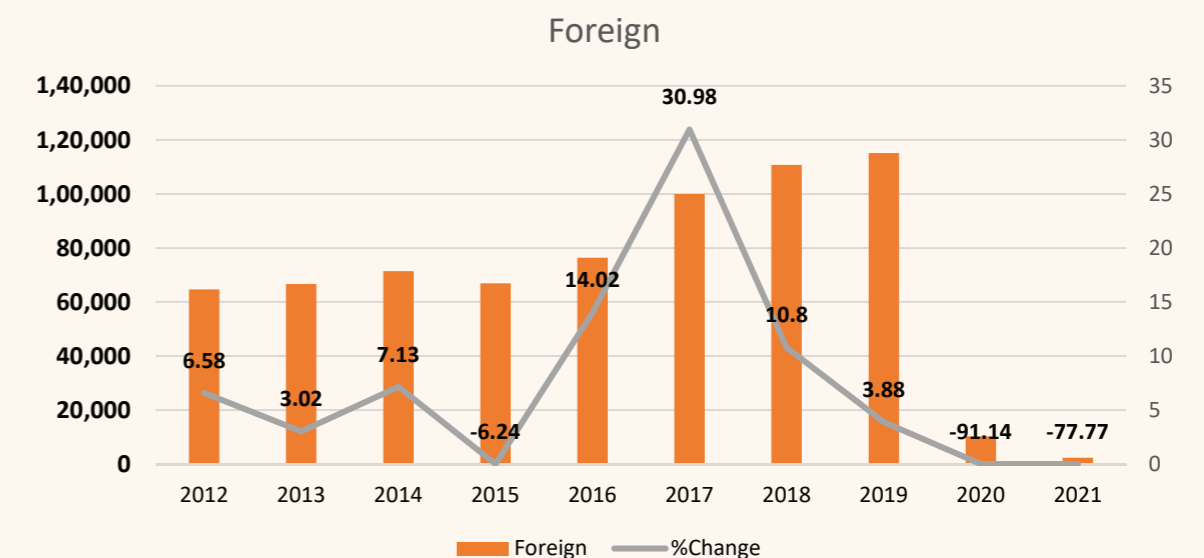
#### Calendar Year (January -December)

Year	Domestic	% Change	Foreign	%Change	Total	% Change
2012	9053086	9.45	64719	6.58	9117805	9.43
2013	9800135	8.25	66675	3.02	9866810	8.21
2014	10790622	10.1	71426	7.13	10862048	10.08
2015	11786117	9.2	66971	(-) 6.24	11853088	9.12
2016	12842899	8.97	76361	14.02	12919260	9.00
2017	14011229	9.10	100014	30.98	14111243	9.23
2018	15208540	8.55	110818	10.80	15319358	8.56
2019	15307637	0.65	115128	3.88	15422765	0.68
2020	4622273	(-)69.80	10206	(-)91.14	4632479	(-)69.96
2021	3742221	(-)19.04	2269	(-)77.77	3744490	(-)19.16

### DOMESTIC TOURIST VISITS IN ODISHA CALENDAR YEAR (JANUARY-DECEMBER)



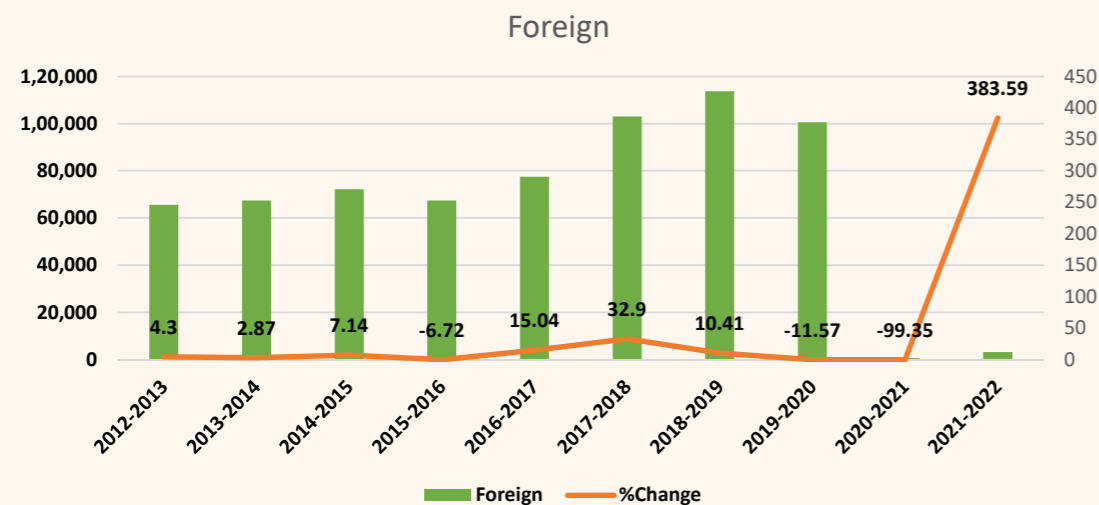
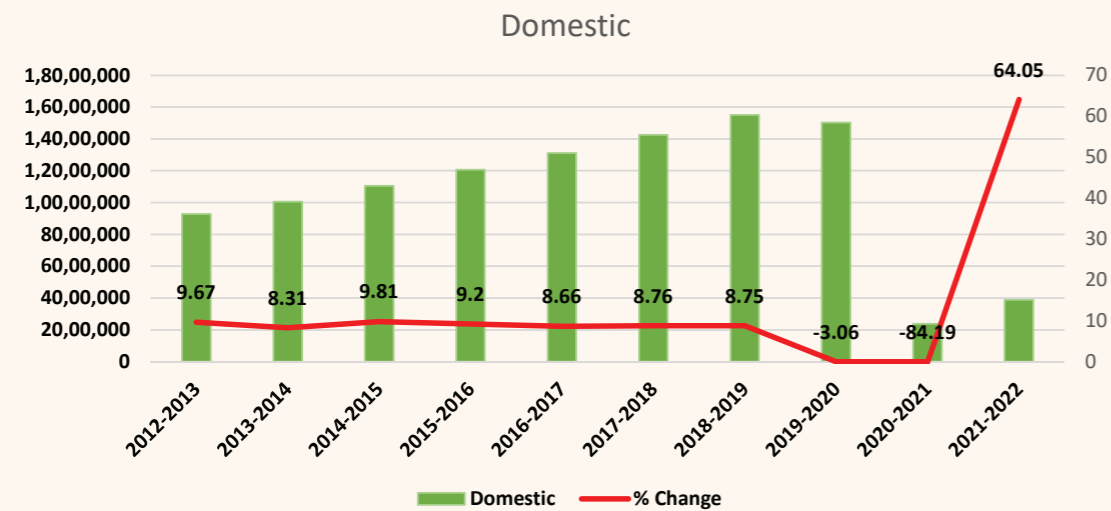
### FOREIGN TOURIST VISITS IN ODISHA CALENDAR YEAR (JANUARY-DECEMBER)





## Financial Year (April-March)

Year	Domestic	% Change	Foreign	%Change	Total	% Change
2012-2013	9291734	9.67	65522	4.3	9357256	9.63
2013-2014	10064072	8.31	67400	2.87	10131472	8.27
2014-2015	11051351	9.81	72215	7.14	11123566	9.79
2015-2016	12067695	9.20	67364	(-) 6.72	12135059	9.09
2016-2017	13112728	8.66	77496	15.04	13190224	8.69
2017-2018	14261546	8.76	102995	32.90	14364541	8.90
2018-2019	15509529	8.75	113721	10.41	15623250	8.76
2019-2020	15035593	(-)3.06	100567	(-)11.57	15136160	(-)3.12
2020-2021	2376523	(-)84.19	652	(-)99.35%	2377175	(-)84.29
2021-2022	3898770	64.05	3153	383.59	3901923	64.14



Gundichaghai Waterfall



## DOMESTIC TOURIST VISITS IN ODISHA

### CALENDAR YEAR ( JANUARY - DECEMBER)

Year	Tourists of Odisha	Tourists of other States / UTs in India	Total
2012	5437254	3615832	9053086
2013	5881714	3918421	9800135
2014	6474077	4316545	10790622
2015	7071367	4714750	11786117
2016	7705425	5137474	12842899
2017	8406401	5604828	14011229
2018	9124818	6083722	15208540
2019	9184255	6123382	15307637
2020	2773207	1849066	4622273
2021	2245143	1497078	3742221

### FINANCIAL YEAR (APRIL- MARCH)

Year	Tourists of Odisha	Tourists of other States / UTs in India	Total
2017-18	8556603	5704943	14261546
2018-19	9305282	6204247	15509529
2019-20	9020922	6014671	15035593
2020-21	1425770	950753	2376523
2021-22	2339074	1559696	3898770

## WORLD - INDIA - ODISHA TOURIST ARRIVAL

### A. WORLD- INDIA – ODISHA ( In million)

YEAR	WORLD	INDIA (ITAs)	ODISHA
2017	1332.0	16.81	0.10
2018	1413.0	17.42	0.11
2019	1466.0	17.91	0.12
2020	405.0	6.33	0.01
2021	427.0	7.00	0.00

### B.INDIA' S SHARE IN WORLD TOURIST ARRIVAL ( In million)

YEAR	WORLD	INDIA(ITAs)	Share
2017	1332.0	16.81	1.26
2018	1413.0	17.42	1.23
2019	1466.0	17.91	1.22
2020	405.0	6.33	1.59
2021	427.0	7.00	1.64

### C. ODISHA' S SHARE IN NATIONAL TOURIST ARRIVAL (in Nos.)

YEAR	INDIA(FTAs)	ODISHA	Share
2012	6577745	64719	0.97
2013	6967601	66675	0.96
2014	7679099	71426	0.93
2015	8027133	66971	0.83
2016	8804411	76361	0.87
2017	10035803	100014	0.99
2018	10557929	110818	1.05
2019	10930355	115128	1.05
2020	7171769	10206	0.14
2021	7009635	2269	0.03

- ITAs-International Tourist Arrivals (FTAs + NRIs)
- FTAs-Foreign Tourist arrivals
- NRIs-Non Resident Indians





## COUNTRY WISE BREAK- UP OF FOREIGN TOURISTS VISITING THE STATE

Out of total foreign tourists of 2269 for Odisha during the year 2021, Netherlands and USA were the major tourist generating markets with 238 and 238 tourists respectively and followed by Japan-189, Philippines-129, Germany-127, U K-125, Arzentina-109, France-87, CIS-76 and Israel-62.

The number of foreign tourist arrival from different countries during last 3 years is given below in the following table.

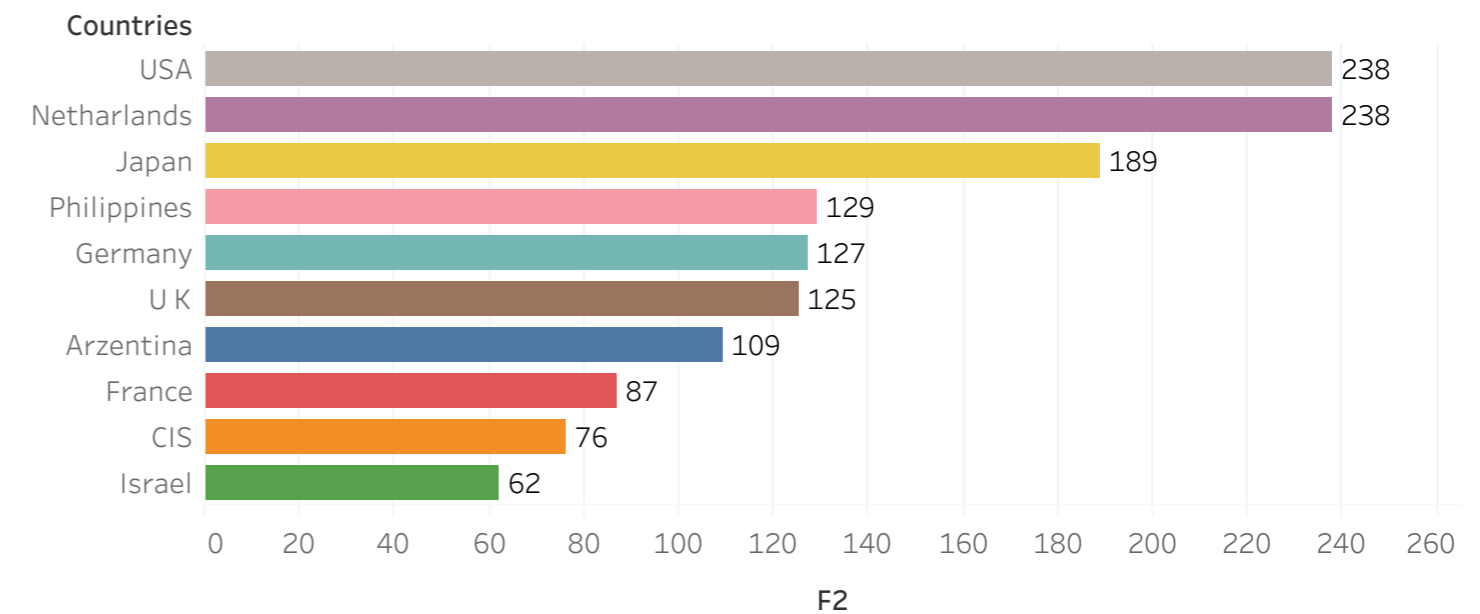
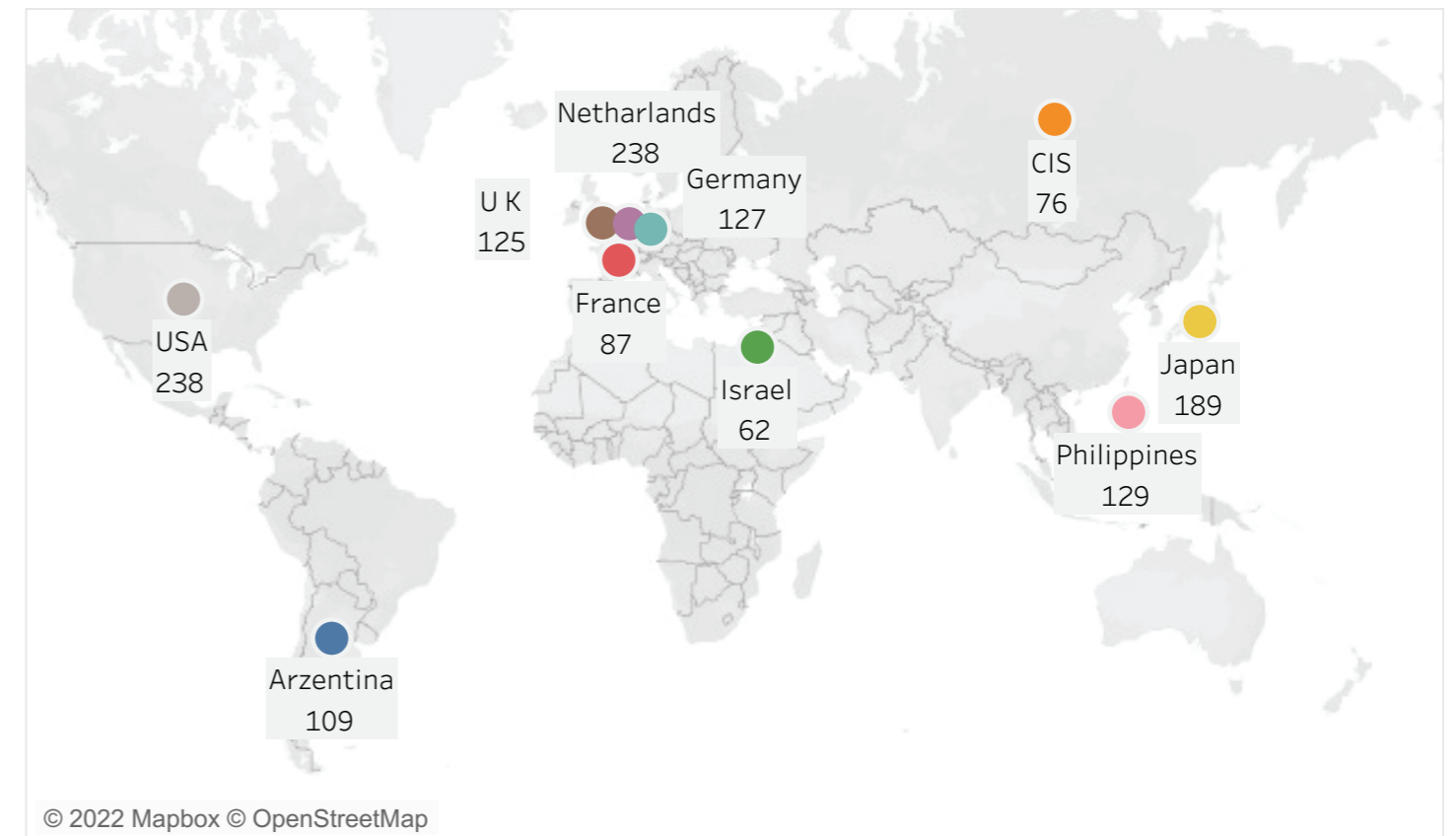
Sl. No.	Country/ Region	No. of Tourists During the Year		
		2019	2020	2021
1	2	5	6	7
<b>North America</b>				
1	Canada	2687	222	25
2	U.S.A	11709	1585	238
3	Others	564	116	43
	<b>Total</b>	<b>14960</b>	<b>1923</b>	<b>306</b>
<b>Central and South America</b>				
1	Argentina	556	40	109
2	Brazil	503	37	6
3	Mexico	340	5	4
4	Others	468	68	42
	<b>Total</b>	<b>1867</b>	<b>150</b>	<b>161</b>
<b>Australia</b>				
1	Australia	3855	476	30
2	Newzealand	1020	52	12
3	Others	111	40	4
	<b>Total</b>	<b>4986</b>	<b>568</b>	<b>46</b>
<b>Western Europe</b>				
1	Austria	698	76	32
2	Belgium	1419	88	18
3	Denmark	876	9	26
4	Finland	1110	19	14

Sl. No.	Country/ Region	No. of Tourists During the Year		
		2019	2020	2021
1	2	5	6	7
5	France	6195	707	87
6	Germany	5126	499	127
7	Ireland	487	47	12
8	Italy	5984	668	61
9	Netherlands	5389	527	238
10	Spain	2622	205	19
11	Norway	816	111	11
12	Sweden	950	116	25
13	Switzerland	1805	130	22
14	U.K.	8546	558	125
15	Greece	212	28	15
16	Portugal	232	6	4
17	Others	510	35	9
	<b>Total</b>	<b>42977</b>	<b>3829</b>	<b>845</b>
<b>Eastern Europe</b>				
1	Czechoslovakia	154	12	4
2	Poland	185	21	3
3	C.I.S.	3476	361	76
4	Hungary	296	13	2
5	Others	434	84	50
	<b>Total</b>	<b>4545</b>	<b>491</b>	<b>135</b>
<b>West Asia</b>				
1	Bahrain	98	4	2
2	Israel	985	151	62
3	Turkey	278	17	10
4	Others	1358	78	9
	<b>Total</b>	<b>2719</b>	<b>250</b>	<b>83</b>



Sl. No.	Country/ Region	No. of Tourists During the Year		
		2019	2020	2021
1	2	5	6	7
<b>South Asia</b>				
1	Iran	222	39	1
2	Pakistan	94	62	23
3	Bangladesh	3934	451	29
4	Sri Lanka	1561	175	4
5	Maldives	46	84	1
6	Nepal	3106	251	50
7	Others	108	59	12
	<b>Total</b>	<b>9071</b>	<b>1121</b>	<b>120</b>
<b>South-East Asia</b>				
1	Malaysia	4694	176	54
2	Singapore	1658	79	3
3	Indonesia	447	37	18
4	Philippines	355	59	129
5	Thailand	501	69	3
6	Others	317	33	6
	<b>Total</b>	<b>7972</b>	<b>453</b>	<b>213</b>
<b>East Asia</b>				
1	Japan	10956	639	189
2	China	9508	263	9
3	Hongkong	367	27	17
4	Korea	3144	163	41
5	Others	237	45	70
	<b>Total</b>	<b>24212</b>	<b>1137</b>	<b>326</b>
<b>Africa</b>				
1	Egypt	90	0	0
2	Ethiopia	09	6	4
3	Kenya	46	2	1
4	Mauritius	58	0	0
5	Nigeria	33	3	0
6	South Africa	1352	273	11
7	Tanzania	14	0	0
8	Others	217	0	8
	<b>Total</b>	<b>1819</b>	<b>284</b>	<b>34</b>
	<b>GRAND TOTAL</b>	<b>115128</b>	<b>10206</b>	<b>2269</b>

## FOREIGN TOURISTS ARRIVAL TO ODISHA IN 2021 ( TOP 10 COUNTRIES)

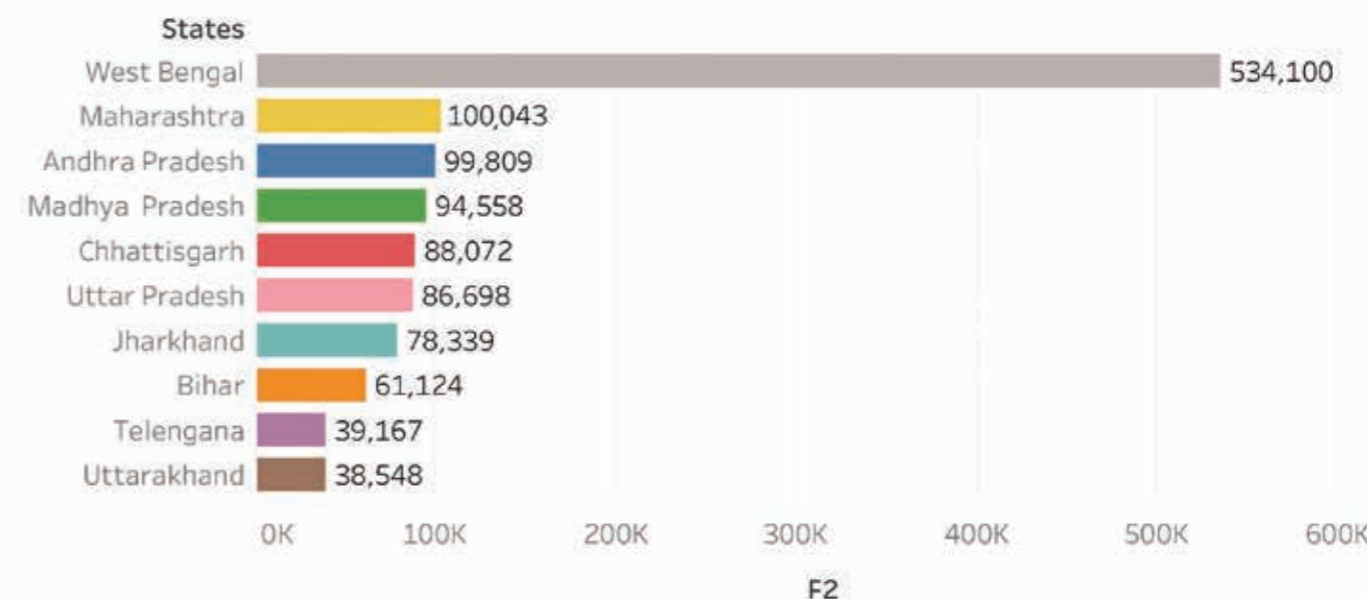
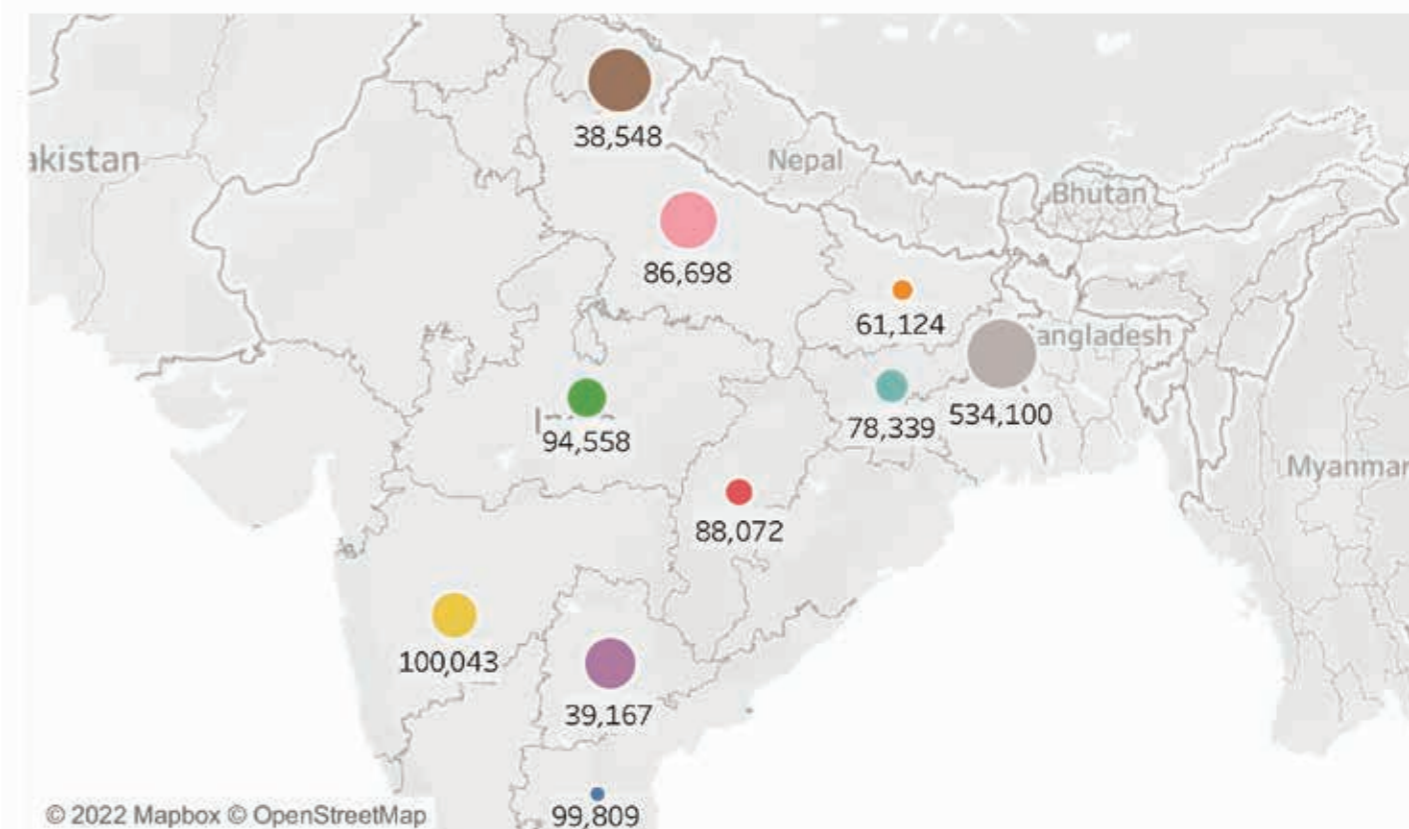


## STATE WISE BREAK- UP OF DOMESTIC TOURISTS VISITING THE STATE

West Bengal continued to be the major tourist generating state for Odisha contributing 5,34,100 tourists i.e 14.27% of the total domestic tourists of 37,42,221 during 2021 and followed by Maharashtra – 100043 , Andhra Pradesh-99,809, Madhya Pradesh- 94,558, Chhattisgarh-88,072, Uttar Pradesh- 86,698, Jharkhand – 78,339, Bihar -61,124, Tamilnadu -60,877 and Karnatak-45,910. The number of domestic tourist visit from different States and Union Territories to Odisha during 2021 is given below in the following table.

Sl No.	Name of the State/ Union Territory	Tourist during 2019	Proportion to total (in %)	Tourist during 2020	Proportion to total (in %)	Tourist during 2021	Proportion to total (in %)
1	West Bengal	2143070	14.00	648124	14.02	534100	14.27
2	Andhra Pradesh	369312	2.41	160776	3.48	99809	2.67
3	Telangana	167453	1.10	51845	1.12	39167	1.05
4	Bihar	241859	1.58	72037	1.56	61124	1.63
5	Jharkhand	312275	2.04	95295	2.06	78339	2.09
6	Madhya Pradesh	383194	2.50	114556	2.48	94558	2.53
7	Chhattisgarh	352576	2.30	107318	2.32	88072	2.35
8	Maharashtra	401061	2.62	122104	2.64	100043	2.67
9	Uttar Pradesh	350549	2.29	106851	2.31	86698	2.32
10	Uttarakhand	157667	1.03	47109	1.02	38548	1.03
11	Tamilnadu	244923	1.60	73456	1.59	60877	1.63
12	Karnataka	183689	1.20	54968	1.19	45910	1.22
13	Gujarat	168381	1.10	50351	1.09	42164	1.12
14	Rajasthan	122459	0.80	36481	0.79	31437	0.84
15	Assam	64290	0.42	19419	0.42	16716	0.45
16	Punjab	76539	0.50	22110	0.48	19710	0.52
17	Haryana	38272	0.25	11555	0.25	10359	0.28
18	Kerala	45920	0.30	14868	0.32	12230	0.33
19	New Delhi	68885	0.45	21798	0.47	18344	0.49
20	Tripura	21430	0.14	5477	0.12	5241	0.14
21	Goa	4593	0.03	1884	0.04	2123	0.06
22	Poducherry	6452	0.04	2346	0.05	2492	0.07
23	Jammu & Kashmir	4125	0.03	846	0.02	1492	0.04
24	Other States/ UTs.	194408	1.27	7492	0.16	7525	0.20
25	Odisha	9184256	60.00	2773207	60.00	2245143	60.00
	<b>TOTAL</b>	<b>15307637</b>	<b>100.00</b>	<b>4622273</b>	<b>100.00</b>	<b>3742221</b>	<b>100.00</b>

## DOMESTIC TOURISTS ARRIVAL TO ODISHA IN 2021 ( TOP 10 STATES)





## TOURISTS ARRIVAL BY AIR

During the year 2021, total tourist arrival by air to Odisha was 8,66,872 out of which Domestic and Foreign tourists were 8,66,872 and nil respectively. The table below indicates the percentage change, proportion to tourist arrival and month-wise tourist arrival.

### A. Tourist Arrival by Air/ Percentage of Change

Year	No. of Domestic Tourist	No. of Foreign Tourist	Total Tourist	Percentage Change
2016	676281	12073	688354	71.98
2017	1086754	16748	1103502	60.31
2018	1816490	30433	1846923	67.37
2019	1812394	19117	1831511	(-)0.83
2020	632094	4164	636258	(-)65.26
2021	866872	-	866872	36.25%

### B. Tourist Arrival by Air/ In Proportion with Total Arrival

Year	Domestic Tourist Arrival			Foreign Tourist Arrival		
	Total	By Air	Proportion (in %)	Total	By Air	Proportion (in %)
2016	12842899	676281	5.26	76361	12073	15.81
2017	14011229	1086754	7.76	100014	16748	16.48
2018	15208540	1816490	11.94	110818	30433	27.46
2019	15307637	1812394	11.84	115128	19117	16.60
2020	4622479	636258	13.73	10206	4164	40.80
2021	3742221	866872	23.15	-	-	-

### C. Tourist Arrival to Odisha by Air during 2020 & 2021( by Month )

Month	2020			2021		
	Domestic	Foreign	Total	Domestic	Foreign	Total
January	177777	2123	179900	94576	-	94576
February	138858	1310	140168	114603	-	114603
March	72084	731	72815	97426	-	97426
April	-	-	-	-	-	-
May	-	-	-	-	-	-
June	-	-	-	-	-	-
July	-	-	-	-	-	-
August	-	-	-	67152	-	67152
September	-	-	-	131867	-	131867
October	71811	-	71811	88662	-	88662
November	91409	-	91409	130715	-	130715
December	80155	-	80155	141871	-	141871
Total	632094	4164	636258	866872	-	866872

## D. DEPARTURE OF TOURISTS FROM BHUBANESWAR AIRPORT DURING 2020 & 2021( by Month )

Month	2020			2021		
	Domestic	Foreign	Total	Domestic	Foreign	Total
January	177937	2104	180041	118497	-	118497
February	166704	1449	168153	113902	-	113902
March	112753	932	113685	123451	-	123451
April	-	-	-	-	-	-
May	-	-	-	-	-	-
June	-	-	-	-	-	-
July	-	-	-	-	-	-
August	-	-	-	85908	-	85908
September	-	-	-	120468	-	120468
October	101816	-	101816	114848	-	114848
November	87401	-	87401	127978	-	127978
December	106944	-	106944	145510	-	145510
<b>Total</b>	<b>752555</b>	<b>4485</b>	<b>757040</b>	<b>950562</b>	<b>-</b>	<b>950562</b>

## HOTEL STATISTICS

According to Hotel tariff and the spending capacity of tourists, the existing hotels in Odisha have been broadly divided into three categories.

Category of Hotels	Average Tariff Per Room per Day
Low Spending Group ( L.S.G )	Up to Rs.900/-
Middle Spending Group ( M.S.G )	Rs.901/- to Rs.1800/-
High Spending Group ( H.S.G )	Rs.1801/- & Above



## A - DISTRICT WISE HOTEL POSITION IN ODISHA DURING 2021

Sl. No.	District	HSG Hotels/ Rooms/Beds	MSG Hotels/ Rooms/Beds	LSG Hotels/ Rooms/Beds	Total Hotels Rooms/Beds
1	2	3	4	5	6
1	Angul	06/472/944	09/244/504	20/456/806	35/1172/2254
2	Balasore	17/337/711	41/730/1644	44/656/1188	102/1723/3543
3	Baragarh	NIL	15/388/798	24/326/639	39/714/1437
4	Bhadrak	06/167/315	16/301/591	25/270/546	47/738/1452
5	Balangir	06/157/323	13/249/494	26/462/783	45/868/1600
6	Boudh	Nil	Nil	05/79/140	05/79/140
7	Cuttack	12/312/593	16/528/949	62/1267/2511	90/2107/4053
8	Dhenkanal	01/30/60	05/61/122	03/79/131	09/170/313
9	Deogarh	Nil	02/37/71	03/59/101	05/96/172
10	Gajapati	Nil	02/46/80	11/175/307	13/221/387
11	Ganjam	07/217/463	28/665/1358	54/1005/1875	89/1887/3696
12	Jagatsinghpur	07/250/513	07/134/256	12/135/259	26/519/1028
13	Jajpur	12/583/1141	07/127/259	21/349/615	40/1059/2015
14	Jharsuguda	08/387/780	13/376/746	23/492/845	44/1255/2371
15	Kalahandi	01/42/84	05/191/387	32/559/964	38/792/1435
16	Kandhamal	06/105/205	15/218/480	16/349/594	37/672/1279
17	Kendrapara	05/11/30	08/101/228	10/74/141	23/186/399
18	Keonjhar	13/295/590	21/297/575	38/565/993	72/1157/2158
19	Khurda	72/3155/6232	146/2428/4811	108/1680/3585	326/7263/14628
20	Koraput	08/148/294	09/225/450	37/841/1414	54/1214/2158
21	Malkangiri	Nil	Nil	08/217/398	08/217/398
22	Mayurbhanj	12/130/285	20/265/553	27/592/1038	59/987/1876
23	Nuapada	Nil	02/38/76	12/153/278	14/191/354
24	Nawarangpur	Nil	06/179/358	07/177/288	13/356/646
25	Nayagarh	01/12/24	04/44/88	13/174/310	18/230/422
26	Puri	133/5122/11632	160/3477/7648	393/5791/12339	686/14390/31619
27	Rayagada	02/86/172	04/108/219	32/659/1241	38/853/1632
28	Sambalpur	10/386/772	11/231/467	32/624/1101	53/1241/2340
29	Subarnapur	Nil	01/16/32	06/132/242	07/148/274
30	Sundargarh	17/616/1235	27/627/1225	57/1088/1927	101/2331/4387
	<b>Total:</b>	<b>362/13020/27398</b>	<b>613/12331/25469</b>	<b>1161/19485/37599</b>	<b>2136/44836/90466</b>



## B - PLACE-WISE HOTEL POSITION IN ODISHA

Sl. No.	Place	2020			2021		
		No. of Hotels	No. of Rooms	No. of Beds	No. of Hotels	No. of Rooms	No. of Beds
<b>ANGUL DISTRICT</b>							
1	Angul	27	946	1815	27	946	1815
2	Talcher	08	226	439	08	226	439
	<b>Total</b>	<b>35</b>	<b>1172</b>	<b>2254</b>	<b>35</b>	<b>1172</b>	<b>2254</b>
<b>BALASORE DISTRICT</b>							
1	Balasore	39	747	1355	42	809	1480
2	Chandipur	14	338	793	14	339	755
3	Chandaneswar	02	26	47	02	26	47
4	Panchalingeswar	11	162	406	12	171	426
5	Jaleswar	03	37	68	05	55	104
6	Soro	03	34	73	08	90	185
7	Remuna	04	19	68	04	19	68
8	Talasari	04	93	182	06	103	222
9	Laxmannath	01	08	16	01	08	16
10	Udaypur	04	53	138	04	53	138
11	Khantapada	02	17	34	02	17	34
12	Dublagadl(Bagda Beach)	0	0	0	01	27	54
13	Jamunashul(Jamunashul Beach)	0	0	0	01	06	14
	<b>Total</b>	<b>87</b>	<b>1534</b>	<b>3180</b>	<b>102</b>	<b>1723</b>	<b>3543</b>
<b>BARGARH DISTRICT</b>							
1	Bargarh	23	512	1040	24	571	1158
2	Nrusimhanath	04	13	32	04	13	32
3	Padmapur	06	77	142	07	94	176
4	Paikamal	01	11	21	01	11	21
5	Barpali	03	25	50	03	25	50
	<b>Total</b>	<b>37</b>	<b>638</b>	<b>1285</b>	<b>39</b>	<b>714</b>	<b>1437</b>
<b>BHADRAK DISTRICT</b>							
1	Bhadrak	22	356	706	25	389	773
2	Chandbali	06	75	177	06	67	167
3	Aradi	06	34	62	06	45	84
4	Basudevapur	04	56	104	04	58	108
5	Dhamara	05	155	272	05	155	272
6	Tihidi	0	0	0	01	24	48
	<b>Total</b>	<b>43</b>	<b>685</b>	<b>1321</b>	<b>47</b>	<b>738</b>	<b>1452</b>



Sl. No.	Place	2020			2021		
		No. of Hotels	No. of Rooms	No. of Beds	No. of Hotels	No. of Rooms	No. of Beds
<b>BALANGIR DISTRICT</b>							
1	Balangir	31	551	1026	31	551	1026
2	Kantabanji	07	184	328	07	184	328
3	Titilagarh	07	133	246	07	133	246
	<b>Total</b>	<b>45</b>	<b>868</b>	<b>1600</b>	<b>45</b>	<b>868</b>	<b>1600</b>
<b>BOUDH DISTRICT</b>							
1	Boudh	05	79	140	05	79	140
	<b>Total</b>	<b>05</b>	<b>79</b>	<b>140</b>	<b>05</b>	<b>79</b>	<b>140</b>
<b>CUTTACK DISTRICT</b>							
1	Cuttack	81	1995	3828	84	2052	3941
2	Dhabaleswar	01	08	18	01	08	18
3	Bhatarika	01	05	10	01	05	10
4	Baliput Satkosia	01	08	16	01	08	16
5	Ansupa	01	03	06	01	03	06
6	Athagarh	01	06	12	01	06	12
7	Phulnakhara	0	0	0	01	25	50
	<b>Total</b>	<b>86</b>	<b>2025</b>	<b>3890</b>	<b>90</b>	<b>2107</b>	<b>4053</b>
<b>DHENKANAL DISTRICT</b>							
1	Dhenkanal	08	159	291	08	159	291
2	Kapilash	01	11	22	01	11	22
	<b>Total</b>	<b>09</b>	<b>170</b>	<b>313</b>	<b>09</b>	<b>170</b>	<b>313</b>
<b>DEOGARH DISTRICT</b>							
1	Deogarh	04	75	132	04	75	132
2	Barkote	01	21	40	01	21	40
	<b>Total</b>	<b>05</b>	<b>96</b>	<b>172</b>	<b>05</b>	<b>96</b>	<b>172</b>
<b>GAJAPATI DISTRICT</b>							
1	Paralakhemundi	12	216	377	13	221	387
	<b>Total</b>	<b>12</b>	<b>216</b>	<b>377</b>	<b>13</b>	<b>221</b>	<b>387</b>
<b>GANJAM DISTRICT</b>							
1	Berhampur	51	1182	2218	51	1182	2218
2	Gopalpur	21	365	826	21	365	826
3	Rambha	01	24	48	01	24	48
4	Taptapani	01	11	28	01	11	28
5	Aska	02	34	56	02	34	56
6	Bhanjanagar	03	51	99	03	51	99
7	Chhatrapur	05	94	172	05	94	172
8	Taratarini	01	10	26	01	10	26
9	Girisola	01	04	10	01	04	10



Sl. No.	Place	2020			2021		
		No. of Hotels	No. of Rooms	No. of Beds	No. of Hotels	No. of Rooms	No. of Beds
10	Chikiti	02	35	59	02	35	59
11	Odia Alapur Pathara	01	77	154	01	77	154
	<b>Total</b>	<b>89</b>	<b>1887</b>	<b>3696</b>	<b>89</b>	<b>1887</b>	<b>3696</b>
<b>JAGATSingHPUR DISTRICT</b>							
1	Paradeep	19	458	917	19	458	917
2	Jagatsinghpur	07	66	115	07	61	111
	<b>Total</b>	<b>26</b>	<b>524</b>	<b>1032</b>	<b>26</b>	<b>519</b>	<b>1028</b>
<b>JAJPUR DISTRICT</b>							
1	Jajpur Town	08	83	157	08	83	157
2	Jajpur Road	22	660	1267	22	660	1267
3	Patharajpur	01	20	40	01	20	40
4	Chandikhol	01	39	70	01	39	70
5	Kuakhia	02	33	54	02	33	54
6	Ratnagiri	01	13	26	01	13	26
7	Mahavinayak	01	03	06	01	03	06
8	Olasuni	01	03	06	01	03	06
9	Kalinga Nagar Duburi	02	102	203	03	205	389
	<b>Total</b>	<b>39</b>	<b>956</b>	<b>1829</b>	<b>40</b>	<b>1059</b>	<b>2015</b>
<b>JHARSUGUDA DISTRICT</b>							
1	Jharsuguda	37	1132	2145	37	1132	2145
2	Belpahar	03	75	147	03	75	147
3	Brajrajnagar	04	48	79	04	48	79
	<b>Total</b>	<b>44</b>	<b>1255</b>	<b>2371</b>	<b>44</b>	<b>1255</b>	<b>2371</b>
<b>KALAHANDI DISTRICT</b>							
1	Bhawanipatna	22	519	917	22	519	917
2	Kesinga	03	64	120	03	64	120
3	Dharmagarh	02	63	105	02	63	105
4	Junagarh	06	61	120	08	113	230
5	Madanpur-Rampur	02	18	34	02	18	34
6	Narla-Road	01	15	29	01	15	29
	<b>Total</b>	<b>36</b>	<b>740</b>	<b>1325</b>	<b>38</b>	<b>792</b>	<b>1435</b>
<b>KANDHAMAL DISTRICT</b>							
1	Phulbani	12	280	473	12	280	473
2	Baliguda	05	105	188	05	105	188
3	Daringibadi	17	247	540	17	247	540
4	G.Udaygiri	03	40	78	03	40	78
	<b>Total</b>	<b>37</b>	<b>672</b>	<b>1279</b>	<b>37</b>	<b>672</b>	<b>1279</b>



Sl. No.	Place	2020			2021		
		No. of Hotels	No. of Rooms	No. of Beds	No. of Hotels	No. of Rooms	No. of Beds
<b>KENDRAPARA DISTRICT</b>							
1	Kendrapara	11	125	229	14	152	295
2	Bhitarkanika	08	30	96	08	30	96
3	Gupti	01	04	08	01	04	08
	<b>Total</b>	<b>20</b>	<b>159</b>	<b>333</b>	<b>23</b>	<b>186</b>	<b>399</b>
<b>KEONJHAR DISTRICT</b>							
1	Keonjhar	31	482	903	31	485	905
2	Barbil	19	356	619	18	304	556
3	Ghatagaon	08	98	196	09	114	228
4	Anandapur	02	25	46	03	31	58
5	Joda	09	183	334	09	191	351
6	Champua	02	28	50	02	32	60
	<b>Total</b>	<b>71</b>	<b>1172</b>	<b>2148</b>	<b>72</b>	<b>1157</b>	<b>2158</b>
<b>KHURDA DISTRICT</b>							
1	Bhubaneswar	286	6697	13388	287	6772	13538
2	Balugaon	08	144	348	08	144	348
3	Barkul	10	108	228	10	108	228
4	Khurda	06	61	115	06	61	115
5	Jatni	11	144	310	12	166	367
6	Atri	01	06	20	01	06	20
7	Dhauri	01	03	06	01	03	06
8	Kenduli	01	03	06	01	03	06
	<b>Total</b>	<b>324</b>	<b>7166</b>	<b>14421</b>	<b>326</b>	<b>7263</b>	<b>14628</b>
<b>KORAPUT DISTRICT</b>							
1	Koraput	14	311	572	14	311	572
2	Jeypore	23	616	1048	23	616	1048
3	Sunabeda	02	18	36	02	18	36
4	Semiliguda	05	141	259	05	141	259
5	Gupteswar	01	14	28	01	14	28
6	Damanjodi	04	59	108	04	59	108
7	Bopariguda	01	10	20	01	10	20
8	Kakiriguma	02	25	50	02	25	50
9	Lamtapat	02	20	37	02	20	37
	<b>Total</b>	<b>54</b>	<b>1214</b>	<b>2158</b>	<b>54</b>	<b>1214</b>	<b>2158</b>
<b>MALKANGIRI DISTRICT</b>							
	Malkangiri	06	163	300	08	217	398
	<b>Total</b>	<b>06</b>	<b>163</b>	<b>300</b>	<b>08</b>	<b>217</b>	<b>398</b>




Sl. No.	Place	2020			2021		
		No. of Hotels	No. of Rooms	No. of Beds	No. of Hotels	No. of Rooms	No. of Beds
<b>MAYURBHANJ DISTRICT</b>							
1	Baripada	24	508	922	26	517	951
2	Bangiriposi	03	29	58	03	28	58
3	Rairangpur	08	174	326	08	172	314
4	Udala	02	20	44	03	34	72
5	Jashipur	04	56	122	04	68	125
6	Karanjia	04	64	121	04	64	121
7	Khiching	01	06	14	01	05	12
8	Similipal	04	46	120	05	60	138
9	Lulung	01	18	44	03	33	73
10	Sitakund	00	00	00	02	06	12
	<b>Total</b>	<b>51</b>	<b>921</b>	<b>1771</b>	<b>59</b>	<b>987</b>	<b>1876</b>
<b>NUAPADA DISTRICT</b>							
1	Khariar	04	58	104	04	58	104
2	Khariar Road	07	94	176	07	94	176
3	Nuapada	03	39	74	03	39	74
	<b>Total</b>	<b>14</b>	<b>191</b>	<b>354</b>	<b>14</b>	<b>191</b>	<b>354</b>
<b>NAWARANGPUR DISTRICT</b>							
1	Nawarangpur	06	188	329	08	257	467
2	Umerkote	05	100	179	05	99	179
	<b>Total</b>	<b>11</b>	<b>288</b>	<b>508</b>	<b>13</b>	<b>356</b>	<b>646</b>
<b>NAYAGARH DISTRICT</b>							
1	Nayagarh	12	165	298	12	165	298
2	Dasapalla	04	38	75	04	38	75
3	Odagaon	01	15	25	01	15	25
4	Badmul	01	12	24	01	12	24
	<b>Total</b>	<b>18</b>	<b>230</b>	<b>422</b>	<b>18</b>	<b>230</b>	<b>422</b>
<b>PURI DISTRICT</b>							
1	Puri	631	13755	30263	644	14041	30859
2	Konark	39	301	658	39	301	658
3	Kakatpur	01	11	24	01	11	24
4	Satapada	02	37	78	02	37	78
	<b>Total</b>	<b>673</b>	<b>14104</b>	<b>31023</b>	<b>686</b>	<b>14390</b>	<b>31619</b>
<b>RAYAGADA DISTRICT</b>							
1	Rayagada	23	557	1064	23	557	1064
2	Gunupur	07	164	302	07	164	302
3	Muniguda	08	132	266	08	132	266
	<b>Total</b>	<b>38</b>	<b>853</b>	<b>1632</b>	<b>38</b>	<b>853</b>	<b>1632</b>



Sl. No.	Place	2020			2021		
		No. of Hotels	No. of Rooms	No. of Beds	No. of Hotels	No. of Rooms	No. of Beds
<b>SAMBALPUR DISTRICT</b>							
1	Sambalpur	43	1080	2034	44	1113	2100
2	Burla	05	78	148	05	78	148
3	Hirakud	01	26	52	01	26	52
4	Rairakhol	01	05	12	01	05	12
5	Thelkoli	01	09	18	01	09	18
6	Rengali	01	10	10	01	10	10
	<b>Total</b>	<b>52</b>	<b>1208</b>	<b>2274</b>	<b>53</b>	<b>1241</b>	<b>2340</b>
<b>SUBARNAPUR DISTRICT</b>							
1.	Sonepur	06	132	242	07	148	278
	<b>Total</b>	<b>06</b>	<b>132</b>	<b>242</b>	<b>07</b>	<b>148</b>	<b>278</b>
<b>SUNDARGARH DISTRICT</b>							
1	Rourkela	70	1861	3437	76	1918	3608
2	Sundargarh	11	169	303	13	230	430
3	Rajgangpur	07	134	257	07	134	257
4	Bonai	04	39	72	04	39	72
5	Khandadhar	00	00	00	01	10	20
	<b>Total</b>	<b>92</b>	<b>2203</b>	<b>4069</b>	<b>101</b>	<b>2331</b>	<b>4387</b>

### C - YEAR - WISE HOTEL POSITION IN ODISHA

Year	No. of HSG Hotels/ Rooms/Beds	No. of MSG Hotels/ Rooms/Beds	No. of LSG Hotels/ Rooms/Beds	Total Hotels/ Rooms/Beds
2012	251/8813/17810	288/6399/13096	918/15558/29171	1457/30770/60077
2013	306/10381/21303	356/7540/15335	923/15428/29329	1585/33349/65967
2014	334/11303/23344	399/8120/16864	956/15950/30392	1689/35373/70600
2015	375/11903/25062	455/9219/18924	921/15264/29108	1751/36386/73094
2016	433/13625/28406	474/9079/18321	916/14970/28393	1823/37674/75120
2017	281/10481/21900	435/9327/18967	1142/18957/36487	1858/38765/77354
2018	295/10978/22971	462/9752/19963	1149/19187/37044	1906/39917/79978
2019	317/11942/24441	487/10008/20749	1157/19257/37187	1961/41207/82377
2020	359/12768/26777	579/11775/24266	1127/18978/36676	2065/43521/87719
2021	362/13020/27398	613/12331/25469	1161/19485/37599	2136/44836/90466







### LIST OF STAR HOTELS IN ODISHA AS ON 01.01.2022

Sl. No.	Hotel	Location	Star Category	No. of Rooms	No. of Beds
1.	<b>May Fair Lagoon</b> Tel- 0674-6660101 Fax-0674-2360236 Email - <a href="mailto:lagoon@mayfairhotels.com">lagoon@mayfairhotels.com</a> Website - <a href="http://www.mayfairshotel.com">www.mayfairshotel.com</a>	8-B, Jaydev Vihar Bhubaneswar	5 Star Deluxe	102	204
2.	<b>Hotel Trident</b> Tel- 0674- 2301010 Fax-0674 -2301302 Email- <a href="mailto:reservations.tobbr@tridenthotel.com">reservations.tobbr@tridenthotel.com</a> Website- <a href="http://hilton.com">hilton.com</a>	CB -1 Nayapalli Bhubaneswar	5 Star Deluxe	62	124
3.	<b>Myfair Palm Beach Resort</b> Ph-9238400916 <a href="http://www.mayfairhotels.com">www.mayfairhotels.com</a> Email- <a href="mailto:biju.john@mayfairhotels.com">biju.john@mayfairhotels.com</a>	Plot No-158, gopalpur on Sea, Dist: Ganjam, Berhampur, Odisha	5 Star Deluxe	47	94
4.	<b>Swosti Premium Ltd.</b> Tel- 0674-3017000 Fax-0674-2301880 Email- <a href="mailto:reservation@swosti.com">reservation@swosti.com</a> Website- <a href="http://www.swosti.com">www.swosti.com</a>	P-1, Jaydev Vihar Bhubaneswar	5 Star	147	294
5.	<b>Vivanta Bhubneswar</b> Email- <a href="mailto:bookvivanta.bhubaneswar@tajhotels.com">bookvivanta.bhubaneswar@tajhotels.com</a> Tel-6888888	DCO Plot No. 1A, Bhagabanpur Industrial Estate, Patrapara Bhubaneswar, Odisha	5 Star	136	272
6.	<b>Welcom Hotel Bhubaneswar</b> Tel-0674-7147140 Email- <a href="mailto:wecomehotelbhubaneswar@itshotels.in">wecomehotelbhubaneswar@itshotels.in</a> <a href="http://www.itc@hotels.com">www.itc@hotels.com</a>	D1, Dumduma, Bhubaneswar, Khordha, Odisha - 751019 Bhubaneswar*, Odisha	5 Star	107	214
7.	<b>Pal Heights</b> Email: <a href="mailto:gm@palheights.com">gm@palheights.com</a> <a href="mailto:reservations@palheights.com">reservations@palheights.com</a> <a href="http://www.palheights.com">www.palheights.com</a> Ph-0 674 2361156/ 2361106	Pal Heights,pl:J7, Jayadev Vihar, Bhubaneswar- 751013,Odisha, Odisha	4 Star	74	148
8.	<b>HOTEL SHAKTI CONTINENTAL</b> Phone : 06764 230888 <a href="http://www.hotelshakticontinental.com">www.hotelshakticontinental.com</a>	6th Lane, Amalapada, Hanuman Bazar, 759122 Angul Odisha	4-Star	84	168

Sl. No.	Hotel	Location	Star Category	No. of Rooms	No. of Beds
9.	<b>The New Marrison</b> Ph No-+91-674-2380850 Email: <a href="mailto:mail@hotelnewmarrison.com">mail@hotelnewmarrison.com</a> Website <a href="http://www.hotelnewmarrison.com">http://www.hotelnewmarrison.com</a>	6 Janpath Bhubaneswar Odisha	4 Star	53	106
10.	<b>Empires</b> Ph-0674-2546384/85/86/2545710-718 <a href="http://www.empireshotel.com">www.empireshotel.com</a>	5 B, Saheed Nagar, Bhubaneswar. Odisha	4 Star	58	116
11.	<b>Regenta Inn</b> Phone Number- 9437074275, email - <a href="mailto:navinpansari@gmail.com">navinpansari@gmail.com</a> Web	Near Railway Station, Farm Road, Khetrajpur, Sambalpur, Odisha	4 Star	33	66
12.	<b>Hotel Surya Garden</b> Phone Number- 06760-242222, 240000, email - <a href="mailto:info@suryagarden.com">info@suryagarden.com</a> Web Site - <a href="http://www.suryagarden.com">www.suryagarden.com</a>	Netaji Subas Bose Marg, Main Road, Talcher, Dist: Angul, Odisha, PIN: 759107 Talcher, Odisha	3 Star	38	76
13.	<b>Hotel The Orchard</b> Tel-06645-270770 Email- <a href="mailto:info@theorchard.in">info@theorchard.in</a> Website- <a href="http://www.theorchard.in">www.theorchard.in</a>	Bypass Road ,Ekatali Jharsuguda	3 Star	50	100
14.	<b>Navayuga Hotels and Resorts</b> 9937231940 <a href="mailto:sanjaypratap66@gmail.com">sanjaypratap66@gmail.com</a>	Plot No. 36A, Chandaka Industrial Estate, Near Infocity Square Bhubaneswar, 751024	3 Star	36	72
15.	<b>Ginger Hotel Kalinganagar</b> Ph-06726667333 <a href="http://www.gingerhotels.com">www.gingerhotels.com</a> Email- <a href="mailto:ahm.kalinganagar@gingerhotels.com">ahm.kalinganagar@gingerhotels.com</a>	Opp Tata Steel Gate no 3, Khurunti, Kalinganagar, Odisha, 755026 Jajpur Road Odisha	3 star	93	186
16.	<b>Ashiana Hill View</b> 8658035054 <a href="mailto:ashianahillview@gmail.com">ashianahillview@gmail.com</a>	Adarsh vihar , pancha mahala, near RTO Office ,Angul, Odisha	3 Star	80	160
17.	<b>MAYFAIR Waves, Puri</b> 9238400916 Email- <a href="mailto:puri@mayfairhotels.com">puri@mayfairhotels.com</a>	C.T. Road Puri	3 Star	34	68
18.	<b>Welcome Spa and Resort</b> 9937000050 <a href="mailto:reservation@welcomeresorts.com">reservation@welcomeresorts.com</a>	Majhilali, PS- Sasan, Sambalpur Odisha	2 Star	41	82
			<b>Total</b>	<b>1275</b>	<b>2550</b>



### District wise Places and Category wise Hotels in Odisha during - 2021

Sl. No.	Place	HSG Hotels/ Rooms/Beds	MSG Hotels/ Rooms /Beds	LSG Hotels/ Rooms/ Beds	Total Hotels/ Rooms/ Beds
<b>ANUGUL DISTRICT</b>					
1.	Angul	5/434/868	6/159/334	16/353/613	27/946/1815
2.	Talcher	1/38/76	3/85/170	4/103/193	8/226/439
	<b>Total</b>	<b>6/472/944</b>	<b>9/244/504</b>	<b>20/456/806</b>	<b>35/1172/2254</b>
<b>BALASORE DISTRICT</b>					
1.	Balasore	12/227/455	12/211/415	18/371/610	42/809/1480
2.	Chandipur	2/51/108	7/219/535	5/69/112	14/339/755
3.	Chandaneswar	NIL	NIL	2/26/47	2/26/47
4.	Panchalingeswar	NIL	11/146/360	1/25/66	12/171/426
5.	Jaleswar	NIL	2/16/32	3/39/72	5/55/104
6.	Soro	1/16/42	2/27/54	5/47/89	8/90/185
7.	Remuna	NIL	NIL	4/19/68	4/19/68
8.	Talasari	2/43/106	1/28/48	3/32/68	6/103/222
9.	Laxmannath	NIL	1/8/16	NIL	1/8/16
10.	Udaypur	NIL	2/37/106	2/16/32	4/53/138
11.	Khantapada	NIL	1/5/10	1/12/24	2/17/34
12.	Dublagadi (Bagda Beach)	NIL	1/27/54	NIL	1/27/54
13.	Jamunasul (Jamunashul Beach)	NIL	1/6/14	NIL	1/6/14
	<b>Total</b>	<b>17/337/711</b>	<b>41/730/1644</b>	<b>44/656/1188</b>	<b>102/1723/3543</b>
<b>BARAGARH DISTRICT</b>					
1.	Bargarh	NIL	15/388/798	9/183/360	24/571/1158
2.	Nrusimhanath	NIL	NIL	4/13/32	4/13/32
3.	Padmapur	NIL	NIL	7/94/176	7/94/176
4.	Paikamal	NIL	NIL	1/11/21	1/11/21
5.	Barpali	NIL	NIL	3/25/50	3/25/50
	<b>Total</b>	<b>NIL</b>	<b>15/388/798</b>	<b>24/326/639</b>	<b>39/714/1437</b>
<b>BHADRAK DISTRICT</b>					
1.	Bhadrak	4/84/165	10/153/317	11/152/291	25/389/773
2.	Chandbali	NIL	1/16/38	5/51/129	6/67/167
3.	Aradi	NIL	NIL	6/45/84	6/45/84
4.	Basudevapur	NIL	2/46/84	2/12/24	4/58/108
5.	Dhamara	2/83/150	2/62/104	1/10/18	5/155/272
6.	Tihidi	NIL	1/24/48	NIL	1/24/48
	<b>Total</b>	<b>6/167/315</b>	<b>16/301/591</b>	<b>25/270/546</b>	<b>47/738/1452</b>

Sl. No.	Place	HSG Hotels/ Rooms/Beds	MSG Hotels/ Rooms /Beds	LSG Hotels/ Rooms/ Beds	Total Hotels/ Rooms/ Beds
<b>BALANGIR DISTRICT</b>					
1.	Balangir	6/157/323	9/142/280	16/252/423	31/551/1026
2.	Kantabanji	NIL	2/81/162	5/103/166	7/184/328
3.	Titilagarh	NIL	2/26/52	5/107/194	7/133/246
	<b>Total</b>	<b>6/157/323</b>	<b>13/249/494</b>	<b>26/462/783</b>	<b>45/868/1600</b>
<b>BOUDH DISTRICT</b>					
1.	Boudh	NIL	NIL	05 / 79 / 140	05 / 79 / 140
	<b>Total</b>	<b>NIL</b>	<b>NIL</b>	<b>05 / 79 / 140</b>	<b>05 / 79 / 140</b>
<b>CUTTACK DISTRICT</b>					
1.	Cuttack	10/281/531	13/509/909	61/1262/2501	84/2052/3941
2.	Dhabelswar	Nil	1/8/18	Nil	1/8/18
3.	Bhattarika	Nil	Nil	1/5/10	1/5/10
4.	Baliput Satkosia	Nil	1/8/16	Nil	1/8/16
5.	Ansupa	Nil	1/3/6	Nil	1/3/6
6.	Athagarh	1/06/12	Nil	Nil	1/6/12
7.	Phulnakhara	1/25/50	Nil	Nil	1/25/50
	<b>Total</b>	<b>12/312/593</b>	<b>16/528/949</b>	<b>62/1267/2511</b>	<b>90/2107/4053</b>
<b>DHENKANAL DISTRICT</b>					
1.	Dhenkanal	1/30/60	4/50/100	3/79/131	8/159/291
2.	Kapilash	NIL	1/11/22	NIL	1/11/22
	<b>Total</b>	<b>1/30/60</b>	<b>5/61/122</b>	<b>3 / 79 / 131</b>	<b>9/170/313</b>
<b>DEOGARH DISTRICT</b>					
1.	Deogarh	NIL	2/37/71	2/38/61	4/75/132
2.	Barkote	NIL	NIL	1/21/40	1/21/40
	<b>Total</b>	<b>NIL</b>	<b>2/37/71</b>	<b>3/59/101</b>	<b>5/96/172</b>
<b>GAJAPATI DISTRICT</b>					
1.	Paralakhemundi	NIL	02/46/80	11/175/307	13/221/387
	<b>Total</b>	<b>NIL</b>	<b>02/46/80</b>	<b>11/175/307</b>	<b>13/221/387</b>
<b>GANJAM DISTRICT</b>					
1.	Berhampur	1/15/29	15/413/824	35/754/1365	51/1182/2218
2.	Gopalpur	4/114/252	8/157/338	9/94/236	21/365/826
3.	Rambha	NIL	1/24/48	NIL	1/24/48
4.	Taptapani	1/11/28	NIL	NIL	1/11/28
5.	Aska	NIL	NIL	02/34/56	02/34/56



Sl. No.	Place	HSG Hotels/ Rooms/Beds	MSG Hotels/ Rooms /Beds	LSG Hotels/ Rooms/ Beds	Total Hotels/ Rooms/ Beds
6.	Bhanjanagar	NIL	01/21/46	02/30/53	03/51/99
7.	Chhatrapur	NIL	02/40/76	03/54/96	05/94/172
8.	Taratarini	NIL	1/10/26	NIL	1/10/26
9.	Girisola	NIL	NIL	1/4/10	1/4/10
10.	Chikiti	NIL	NIL	2/35/59	2/35/59
11.	Odia Alapur Pathara	01/77/154	NIL	NIL	1/77/154
	<b>Total</b>	<b>7/217/463</b>	<b>28/665/1358</b>	<b>54/1005/1875</b>	<b>89/1887/3696</b>
<b>JAGATSingHPUR DISTRICT</b>					
1.	Paradeep	7/250/513	6/122/236	6/86/168	19/458/917
2.	Jagatsinghpur	Nil	1/12/20	6/49/91	7/61/111
	<b>Total</b>	<b>7/250/513</b>	<b>7/134/256</b>	<b>12/135/259</b>	<b>26/519/1028</b>
<b>JAJPUR DISTRICT</b>					
1.	Jajpur Town	Nil	Nil	8/83/157	8/83/157
2.	Jajpur Road	8/356/707	5/121/247	9/183/313	22/660/1267
3.	Patharajpur	1/20/40	Nil	Nil	1/20/40
4.	Chandikhol	Nil	Nil	1/39/70	1/39/70
5.	Kuakhia	Nil	Nil	2/33/54	2/33/54
6.	Ratnagiri	1/13/26	Nil	Nil	1/13/26
7.	Mahavinayak	Nil	1/3/6	Nil	1/3/6
8.	Olasuni	Nil	1/3/6	Nil	1/3/6
9.	Kalinga Nagar Duburi	2/194/368	Nil	1/11/21	3/205/389
	<b>Total</b>	<b>12/583/1141</b>	<b>7/127/259</b>	<b>21/349/615</b>	<b>40/1059/2015</b>
<b>JHARSUGUDA DISTRICT</b>					
1.	Jharsuguda	7/345/696	12/354/702	18/433/747	37/1132/2145
2.	Belpahar	1/42/84	1/22/44	1/11/19	3/75/147
3.	Brajrajnagar	NIL	NIL	4/48/79	4/48/79
	<b>Total</b>	<b>8/387/780</b>	<b>13/376/746</b>	<b>23/492/845</b>	<b>44/1255/2371</b>
<b>KALAHANDI DISTRICT</b>					
1.	Bhawanipatna	NIL	5/191/387	17/328/530	22/519/917
2.	Kesinga	NIL	NIL	3/64/120	3/64/120
3.	Dharmagarh	NIL	NIL	2/63/105	2/63/105
4.	Junagarh	1/42/84	NIL	7/71/146	8/113/230
5.	Madanpur- Rampur	NIL	NIL	2/18/34	2/18/34

Sl. No.	Place	HSG Hotels/ Rooms/Beds	MSG Hotels/ Rooms /Beds	LSG Hotels/ Rooms/ Beds	Total Hotels/ Rooms/ Beds
6.	Narla-Road	NIL	NIL	1/15/29	1/15/29
	<b>Total</b>	<b>1/42/84</b>	<b>5/191/387</b>	<b>32/559/964</b>	<b>38/792/1435</b>
<b>KANDHAMAL DISTRICT</b>					
1.	Phulbani	01 / 30 / 55	02 / 27 / 54	09 / 223 / 364	12 / 280 / 473
2.	Baliguda	01 / 23 / 46	NIL	04 / 82 / 142	05 / 105 / 188
3.	Daringibadi	04 / 52 / 104	12 / 177 / 400	01 / 18 / 36	17 / 247 / 540
4.	G. Udaygiri	NIL	01 / 14 / 26	02 / 26 / 52	03 / 40 / 78
	<b>Total</b>	<b>06 / 105 / 205</b>	<b>15 / 218 / 480</b>	<b>16 / 349 / 594</b>	<b>37 / 672 / 1279</b>
<b>KENDRAPADA DISTRICT</b>					
1.	Kendrapara	Nil	6/83/165	8/69/130	14/152/295
2.	Bhitarkanika	04/07/22	2/18/63	2/5/11	8/30/96
3.	Gupti	01/04/08	Nil	Nil	01/04/08
	<b>Total</b>	<b>5/11/30</b>	<b>8/101/228</b>	<b>10/74/141</b>	<b>23/186/399</b>
<b>KEONJHAR DISTRICT</b>					
1.	Keonjhar	06/118/236	09/126/233	16/241/436	31/485/905
2.	Barbil	05/125/250	04/50/100	09/129/206	18/304/556
3.	Ghatagaon	NIL	03/33/68	06/81/160	09/114/228
4.	Anandapur	NIL	02/21/48	01/10/10	03/31/58
5.	Joda	02/52/104	02/49/92	05/90/155	09/191/351
6.	Champua	NIL	01/18/34	01/14/26	02/32/60
	<b>Total</b>	<b>13/295/590</b>	<b>21/297/575</b>	<b>38/565/993</b>	<b>72/1157/2158</b>
<b>KHURDA DISTRICT</b>					
1.	Bhubaneswar	69/3077/6076	136/2298/4509	82/1397/2953	287/6772/13538
2.	Balugaon	NIL	02/41/107	06/103/241	08/144/348
3.	Barkul	01/35/72	01/11/26	08/62/130	10/108/228
4.	Khurda	01/09/18	01/12/24	04/40/73	06/61/115
5.	Jatni	01/34/66	05/63/139	06/69/162	12/166/367
6.	Atri	NIL	NIL	01/06/20	01/06/20
7.	Dhauri	NIL	01/03/06	NIL	01/03/06
8.	Kenduli	NIL	NIL	01/03/06	01/03/06
	<b>Total</b>	<b>72/3155/6232</b>	<b>146/2428/4811</b>	<b>108/1680/3585</b>	<b>326/7263/14628</b>



Sl. No.	Place	HSG Hotels/ Rooms/Beds	MSG Hotels/ Rooms /Beds	LSG Hotels/ Rooms/ Beds	Total Hotels/ Rooms/ Beds
<b>KORAPUT DISTRICT</b>					
1.	Koraput	NIL	2/44/88	12/267/484	14/311/572
2.	Jeypore	2/51/103	6/173/346	15/392/599	23/616/1048
3.	Sunabeda	NIL	1/8/16	1/10/20	2/18/36
4.	Semiliguda	2/52/104	NIL	3/89/155	5/141/259
5.	Gupteswar	NIL	NIL	1/14/28	1/14/28
6.	Damanjodi	NIL	NIL	4/59/108	4/59/108
7.	Boipariguda	NIL	NIL	1/10/20	1/10/20
8.	Kakiriguma	2/25/50	NIL	NIL	2/25/50
9.	Lamataput	2/20/37	NIL	NIL	2/20/37
	<b>Total</b>	<b>8/148/294</b>	<b>9/225/450</b>	<b>37/841/1414</b>	<b>54/1214/2158</b>
<b>MALKANGIRI DISTRICT</b>					
1.	Malkangiri	NIL	NIL	8/217/398	8/217/398
	<b>Total</b>	<b>NIL</b>	<b>NIL</b>	<b>8/217/398</b>	<b>8/217/398</b>
<b>MAYURBHANJ DISTRICT</b>					
1.	Baripada	2/21/42	11/167/346	13/329/563	26/517/951
2.	Bangiriposi	NIL	3/28/58	-	3/28/58
3.	Rairangpur	NIL	1/18/36	7/154/278	8/172/314
4.	Udala	1/14/28	1/11/22	1/9/22	3/34/72
5.	Jashipur	NIL	2/32/71	2/36/54	4/68/125
6.	Karanja	NIL	NIL	4/64/121	4/64/121
7.	Khiching	NIL	1/5/12	NIL	1/5/12
8.	Similipal	5/60/138	NIL	NIL	5/60/138
9.	Lulung	3/33/73	NIL	NIL	3/33/73
10.	Sitakund	1/2/4	1/4/8	NIL	2/6/12
	<b>Total</b>	<b>12/130/285</b>	<b>20/265/553</b>	<b>27/592/1038</b>	<b>59/987/1876</b>
<b>NUAPADA DISTRICT</b>					
1.	Khariar	NIL	NIL	4/58/104	4/58/104
2.	Khariar Road	NIL	2/38/76	5/56/100	7/94/176
3.	Nuapada	NIL	NIL	3/39/74	3/39/74
	<b>Total</b>	<b>NIL</b>	<b>2/38/76</b>	<b>12/153/278</b>	<b>14/191/354</b>
<b>NAWARANGPUR DISTRICT</b>					
1.	Nawarangpur	NIL	5/155/310	3/102/157	8/257/467
2.	Umerkote	NIL	1/24/48	4/75/131	5/99/179
	<b>Total</b>	<b>NIL</b>	<b>6/179/358</b>	<b>7/177/288</b>	<b>13/356/646</b>

Sl. No.	Place	HSG Hotels/ Rooms/Beds	MSG Hotels/ Rooms /Beds	LSG Hotels/ Rooms/ Beds	Total Hotels/ Rooms/ Beds
<b>NAYAGARH DISTRICT</b>					
1.	Nayagarh	NIL	04/44/88	08/121/210	12/165/298
2.	Dasapalla	NIL	NIL	04/38/75	04/38/75
3.	Odagaon	NIL	NIL	01/15/25	01/15/25
4.	Badmul	01/12/24	NIL	NIL	01/12/24
	<b>Total</b>	<b>01/12/24</b>	<b>04/44/88</b>	<b>13/174/310</b>	<b>18/230/422</b>
<b>PURI DISTRICT</b>					
1.	Puri	130/5031/11442	148/3384/7443	366/5626/11974	644/14041/30859
2.	Konark	2/69/146	11/78/171	26/154/341	39/301/658
3.	Kakatpur	NIL	NIL	1/11/24	1/11/24
4.	Satapada	1/22/44	1/15/34	NIL	2/37/78
	<b>Total</b>	<b>133/5122/11632</b>	<b>160/3477/7648</b>	<b>393/5791/12339</b>	<b>686/14390/31619</b>
<b>RAYAGADA DISTRICT</b>					
1.	Rayagada	2/86/172	4/108/219	17/363/673	23/557/1064
2.	Gunupur	NIL	NIL	7/164/302	7/164/302
3.	Muniguda	NIL	NIL	8/132/266	8/132/266
	<b>Total</b>	<b>2/86/172</b>	<b>4/108/219</b>	<b>32/659/1241</b>	<b>38/853/1632</b>
<b>SAMBALPUR DISTRICT</b>					
1.	Sambalpur	9/361/722	11/231/467	24/521/911	44/1113/2100
2.	Burla	1/25/50	NIL	4/53/98	5/78/148
3.	Hirakud	NIL	NIL	1/26/52	1/26/52
4.	Thekuli	NIL	NIL	1/9/18	1/9/18
5.	Rairakhol	NIL	NIL	1/5/12	1/5/12
6.	Rengali	NIL	NIL	1/10/10	1/10/10
	<b>Total</b>	<b>10/386/772</b>	<b>11/231/467</b>	<b>32/624/1101</b>	<b>53/1241/2340</b>
<b>SUBARNAPUR DISTRICT</b>					
1.	Sonepur	NIL	1/16/32	6/132/242	7/148/274
	<b>Total</b>	<b>NIL</b>	<b>1/16/32</b>	<b>6/132/242</b>	<b>7/148/274</b>
<b>SUNDARGARH DISTRICT</b>					
1.	Rourkela	14/550/1103	15/419/830	47/949/1675	76/1918/3608
2.	Sundargarh	02/56/112	07/129/237	04/45/81	13/230/430
3.	Rajgangpur	NIL	03/59/118	04/75/139	07/134/257
4.	Bonai	NIL	02/20/40	02/19/32	04/39/72
5.	Khandadhar	01/10/20	NIL	NIL	01/10/20
	<b>Total</b>	<b>17/616/1235</b>	<b>27/627/1225</b>	<b>57/1088/1927</b>	<b>101/2331/4387</b>



## IN FLOW OF MONEY THROUGH TOURIST SPENDING (EXPENDITURE) IN ODISHA

It is difficult to estimate the earnings of the State from tourism because of the vary nature of the industry and the different sectors that are affected by it. However, an attempt was made to assess it by following sample survey method.

A Tourist Profile Survey was conducted by the Department of Tourism, Govt. of Odisha during the year 2013-14. At that time the average duration of stay was found out to be 11.0 days in case of Foreign Tourist and 3.7 days in case of a Domestic Tourist. Similarly the average per capita expenditure was found out to be Rs.4167/- for a Foreign Tourist and Rs.2763/- for of a Domestic Tourist.

In the year 2018-19 another Tourist Profile Survey was conducted by the Department of Tourism to find out the changes, if any occurred in the Tourist Profiles. It was found that average duration of stay is 9.75 days in case of a Foreign Tourist and 3.75 days in case of a Domestic Tourist. Similarly the average per capita expenditure was found to be Rs. 4275/- in case of Foreign Tourist and Rs.2655/- in case of Domestic Tourist. The inflow of money through tourist expenditure for the year 2014 to 2018 is estimated on the basis of changed figures as mentioned above.

The estimated figures are shown below in a table.

### CALANDER YEAR (JANUARY-DECEMBER)

( Rs. in Crores )

Year	Domestic Tourists	Foreign Tourists	Total
2017	14323.82	458.43	14782.25
2018	15142.00	461.90	15603.90
2019	15240.67	479.87	15720.54
2020	4602.05	42.54	4644.59
2021	3725.85	9.46	3735.31

### FINANCIAL YEAR (APRIL-MARCH)

( Rs. in Crores )


Year	Domestic Tourists	Foreign Tourists	Total
2017-18	14579.72	472.10	15051.82
2018-19	15441.67	474.00	15915.67
2019-20	14969.81	419.17	15388.98
2020-21	2366.13	2.72	2368.85
2021-22	3881.71	13.14	3894.85

N.B: Formula for calculation of inflow of money through tourist Spending (expenditure) –  
No. of Tourist X Average duration of stay X Average per capita expenditure

## IN FLOW OF MONEY THROUGH TOURIST SPENDING (EXPENDITURE) IN ODISHA

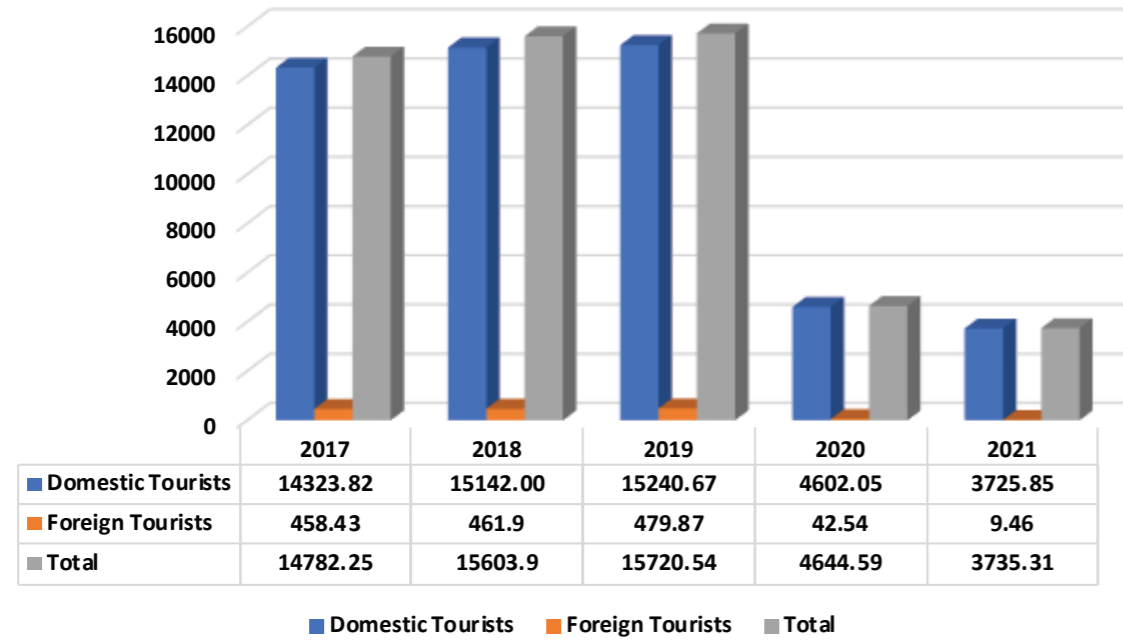
( Rs. in Crores )

Year	From Domestic Tourist			From Foreign Tourist	Grand Total
	Odisha	Other States/ UT	Total		
2017	8593.95	5729.87	14323.82	458.43	14782.25
2018	9084.90	6057.10	15142.00	461.90	15603.90
2019	9144.07	6096.60	15240.67	479.87	15720.54
2020	2761.07	1840.98	4602.05	42.54	4644.59
2021	2235.32	1490.53	3725.85	9.46	3735.31



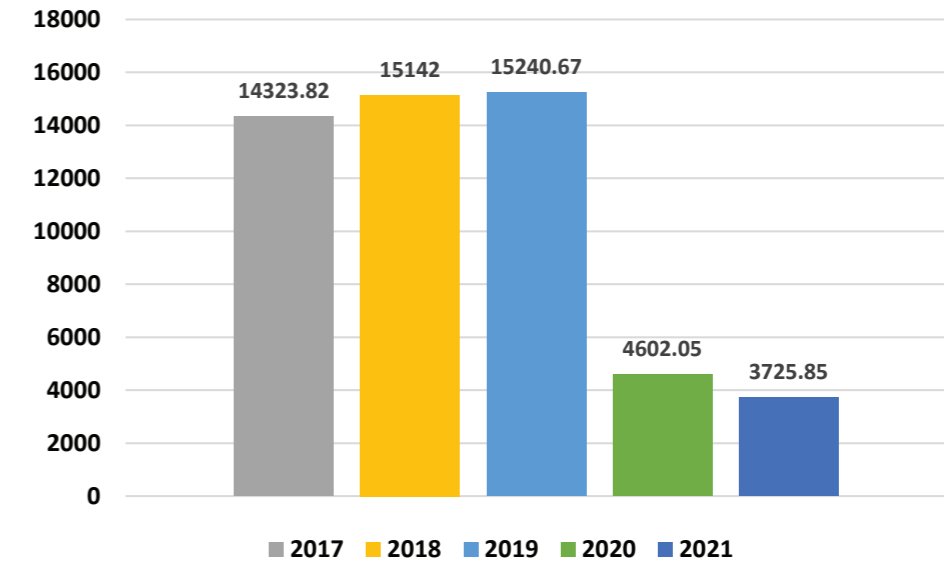
### IN FLOW OF MONEY THROUGH TOURIST SPENDING (EXPENDITURE) IN ODISHA

(Rs. In Crores)



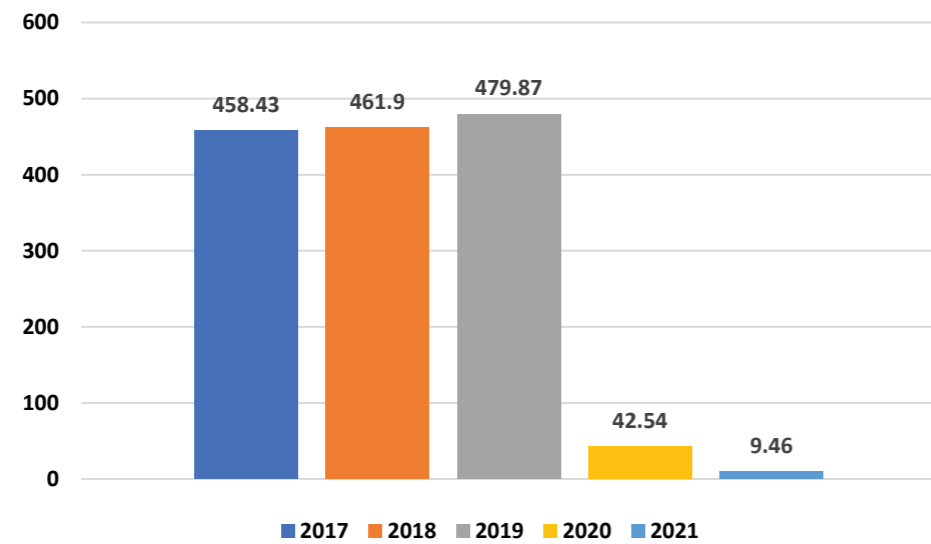
### IN FLOW OF MONEY THROUGH DOMESTIC TOURIST SPENDING (EXPENDITURE) IN ODISHA

(Rs. In Crores)



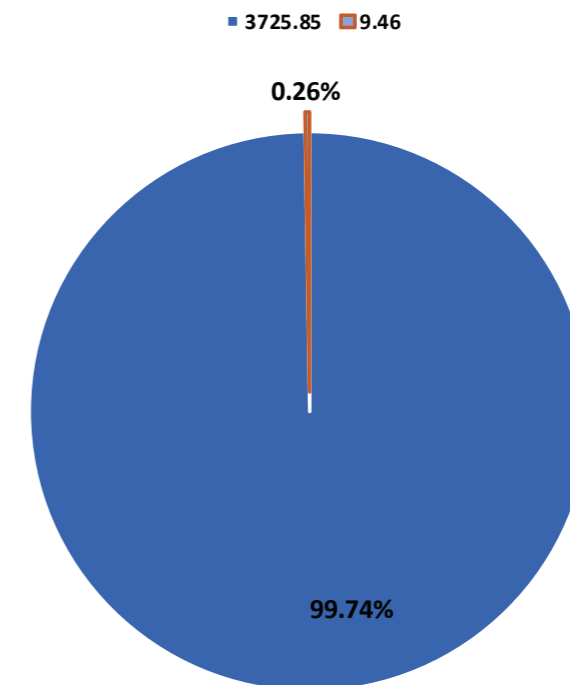
### IN FLOW OF MONEY THROUGH FOREIGN TOURIST SPENDING (EXPENDITURE) IN ODISHA

(Rs. In Crores)



### IN FLOW OF MONEY THROUGH TOURIST SPENDING (EXPENDITURE) IN ODISHA DURING 2021

(Rs. In Crores)





## INFLOW OF MONEY THROUGH TOURIST SPENDING (EXPENDITURE) IN ODISHA

### FOREIGN TOURIST ARRIVAL IN ODISHA / EARNINGS (Inflow of Money through Tourist Expenditure) ODISHA Vis-a-Vis INDIA

Year	TOURIST ARRIVAL			EARNINGS FROM TOURIST ARRIVAL ( Rs. in Crores )		
	India	Odisha	Share	Foreign Exchange Earnings	Inflow of Money through Tourist expenditure in Odisha	Share (in %)
2017	10035803	100014	0.99	177874	458.43	0.25
2018	10557929	110818	1.05	194881	461.90	0.24
2019	10757976	115128	1.09	210981	479.87	0.23
2020	7171769	10206	0.14	50136	42.54	0.08
2021	7009635	2269	0.03	-----	9.46	-----

## TOURIST CENTRE OF ODISHA

### (Identified by Tourism Department)

Sl. No.	District	No. of Identified centre	Name of the Place
1	Angul	13	Angul, Banarpal, Bhimkand, Binikei, Bulajhar, Deulajhari, Handapapatrapada, Hingulapitha, Khuludi, Rengali, Talcher, Tikarpada and Derjang.
2	Balangir	10	Balangir, Gaikhai M.I.P. , Harishankar, Jogisarada, Patnagarh, Ranipur-Jharial, Sainitala , Turekela ,Bhimadunguri and Kumuda Pahad
3	Balasore	22	Ayodhya,Balaramgadi,Balasore,Bardhanpur,Bhusandeswar, Chandaneswar, Chandipur,Chasakhanda,Chowmukh Dagara, Inchudi, Kasaphal, Kupari, Langaleswar, Laxmananath, Panchalingeswar, Raibania, Remuna, Sajanagarh, Talasari , Tripisagadia , Gud and Tudugadia (sahidpitha)
4	Baragarh	10	Baragarh, Debrigarh, Devdarha, Gaisima, Ganiapali, Nrusimhanath , Papanga, Barapali , Chikhili & Bindhyabasini Hill (Pahad)-Giri Gabardhan Pitha-Baseikelagarh
5	Bhadrak	12	Aradi, Aharpada (Bhadrakali), Bhadrak, Chandabali, Dhamanagar, Dhamara, Guamala Nuasasan, Iswarpur (Dappanaikani), Eram (Raktatirtha), Saheed Nagar(Lunia), Devi Patna Mangala - Devi Barahi and Gohiratikiri.

Sl. No.	District	No. of Identified centre	Name of the Place
6	Boudh	03	Boudh, Charichhak (Purunakatak) and Charisambhu
7	Cuttack	28	Amageikuda, Ansupa, Banki, Bhattarika, Chhapachikana, Choudwar, Cuttack, Dhabaleswar, Kakudiapada, Kukudanga, Lalitgiri, Naraj, Nemala, Niali-Madhab, Paramahansa, Satakosia, Simhanath, Deojhar, Jayapur (Pragalapitha), Sapanpur , Damadamanipitha at Mangarajpur, Prasanna Purussottam Dev ( Lord Jagannath Dev), Sri Sapneswar Dev, Sri Sri Ramanath Dev - Baidyanath Dev , Maninag Cave at Jalauka Hill , Baldev Jew - Hanuman Jew at Umar , Maa Dhakulei pitha at Pratapnagari and Satyabhamapur
8	Deogarh	02	Pradhanpat, Kailash
9	Dhenkanal	11	Dhenkanal, Joranda, Kapilas, Kualo, Ladagarh, Ramial, Saptasajya, Saranga, Bhuban , Brahmapura and Sapua
10	Gajapati	05	Gandahati, Harabhangi, Mahendragiri, Paralakhemundi, and Jeerango (Chandragiri) - Khasada waterfall.
11	Ganjam	22	Antarapada, Aryapalli, Athagada Patna, Berhampur, Buguda, Chilika (Rambha), Girisola, Gopalpur, Huma-Kantiagada, Jaugada, Kulada, Mahurikalua, Mantridi, Narayani, Nirmaljar, Pati-Sonapur, Potagarh, Taptapani , Taratarini, Ujjaleswar-Ghodahada Dam , Humari Tampara, and Nija Bankeswari
12	Jagatsinghpur	07	Garh Kujanga (Kunjabehari Matha), Jagatsinghpur, Jhankada, Paradeep , Paradeepgarh (Sandhakuda) , Chandapur and Siali Beach
13	Jajpur	19	Ashokajhar, Baruneswarpitha, Chandikhol, Chhatia, Gokarnika, Jajpur, Kuransa, Mahavinayak, Patharajpur, Ratnagiri - Udayagiri, Satyapira, Singhapur, Vyasa Sarobar (Jajpur Road), Langudi., Abhimanyu Samant Singhar Smruti Pitha, Neulapur-Tarapur-Deuli Panturi, Vajragiri-Galagali Sankha-Kantigadia, Kayama Radhanagar, and Olasuni-Gangi Hill
14	Jharsuguda	05	Gujapahar, Jharsuguda, Kuilighugar, Pikalghugar, and Vikramkhol.
15	Kalahandi	17	Amathagarh, Ampani, Asurgarh, Belkhandi, Bhawanipatna, Dharmagarh, Gudahandi(Dokrichanchara), Jakam, Junagarh, Karlapat, Kusurla, Mardiguda, Phurlijharan, Rabandarh, Sapagaranda, Talguda and Thuamul-Rampur.
16	Kandhamal	06	Balaskumpa, Belghar, Chakapada, Daringibadi, Phulbani and Putudi.



Sl. No.	District	No. of Identified centre	Name of the Place
17	Kendrapara	12	Aul.(Ali), Bhitarkanika, Kendrapara ,Tamala Sasan,Santhapura, Kudanagari, Sakhibata, Gadadhar Pitha, Karteswar Matha , Andhabara , Goteswar Pitha and Hukitola-Batighar
18	Keonjhar	16	Badaghagara, Deogaon (Kosalaswar), Ghatagaon, Gonasika, Gundichaghai, Hadagada, Handibhanga, Kanjipani, Keonjhar, Khandadhar, Murga Mahadev, Podasingidi (Garhchandi-Chakratirtha), Rajnagar, Sanaghagara, Sarai (Kesari Kunda) and Sitabinjhi.
19	Khurda	19	Atri, Banapur, Barunei (Khurda), Bhubaneswar, Bhusandapur, Chilika (Barkul), Dhauli, Gadamanatri, Hirapur, Jaydev Kenduli, Khandagiri - Udayagiri, Kosalasuni Thakuranipitha, Nandankanan, Rameswar, Mundiapada (Mandangiri) ,Salia Dam - Berbera Hills, ,Shree Ananta Purussottam Dev(Jagulai Patna) , Sankata Mochan Mahavir Temple and Shisu Ananta Pitha (Balipatna)
20	Koraput	13	Bagra, Deomali, Duduma (Machhakund), Gupteswar, Jalaput, Koraput, Nandapur, Suai , Sunabeda, Gulmi, Kechela, Raja Cave and Balda Cave.
21	Malkangiri	06	Balimela, Chitrakonda, Malkangiri, Motu, Raja-Rani Bandha and Satiguda.
22	Mayurbhanj	19	Bangiriposhi, Baripada, Bhimakunda, Bisoi, Deokunda, Haripur, Jamsola, Jashipur, Khiching, Kuchai, Kuliana, Manatri, Rairangpur, Similipal, Samibrukhyia , Suleipat., Merumatha, Alkudar and Sitakunda
23	Nuapada	07	Budhikomna, Nuapada, Patalaganga, Patora, Sindursil, Thipakhol and Yogimath.
24	Nawarangpur	05	Kelia, Nawarangpur, Papadahandi, Podagarh and Umarkote.
25	Nayagarh	14	Baramul, Odagaon, Jamupatna, Kantilo, Kuturi, Kuanria, Nayagarh, Ranapur, Sarankul, Tarabalo, Udayapur , Sidhamula, Panchupalli Pargana and Jogi Jogiani .
26	Puri	21	Astaranga, Balighai, Baliharachandi, Barala (Balunkeswar Pitha), Biswanath Hill, Beleswar, Brahmagiri, Chaurasi, Chilika (Satapada), Jahaniapira, Kakatpur, Konark, Kuruma, Manikapatna, Pipili, Puri, Raghurajpur, Ramachandi, Satyabadi (Sakhigopal) , Baligaon(Bhakta Dasia Smruti Pitha) and Maa Mangala Temple(Matrushaktipitha)
27	Rayagada	07	Bissamkatak, Chatikona, Devagiri, Hatipathar (Rayagada), Minajhola, Niyamgiri Hills and Padmapur.
28	Sambalpur	07	Chipilima, Gudguda, Hirakud, Huma, Kandhara, Sambalpur and Ushakothi (Badarama).

Sl. No.	District	No. of Identified centre	Name of the Place
29	Subarnapur	07	Binika (Papakshya Ghat), Chandalipat Puja Dunguri, Charada, Khaliapalli, Kotsamalai (Patali Jagannath Pitha), Sonapur and Chudakhai Pahad.
30	Sundargarh	13	Chhatri Hill, Darjeeng, Deodaraha, Ghogar, Junagarh, Khandadhar, Mandira, Miriglotah, Rourkela, Sundargarh, Ushakothi, Vedavyasa and Amco-Simco .
	<b>Total</b>	<b>358</b>	

### LIST OF ACCOMMODATION UNITS

(Operated by Department of Tourism)

Sl. No.	Name of Units	2017	2018	2019	2020	2021
		Rooms/ Beds	Rooms/ Beds	Rooms/ Beds	Rooms/ Beds	Rooms/ Beds
1	Tourist Complex, Atri	6/20	6/20	6/20	6/20	6/20
2	Yatrinivas - cum - Cyclone Shelter, Chandaneswar	13/20	13/20	13/20	10/20	10/20

### TARIFF OF ACCOMMODATION UNITS

(Operated by Department of Tourism)

Sl No.	Name & Address of the Unit with Telephone No.	Rooms/Beds Type of Rooms	Tariff	Reservation Authority
1	Tourist Complex, Atri	6/20 N.A.C.D.R.-4 Dty-2 (6 beds each)	Rs.300/- Rs.60/- per bed Rs.5/- entry fee	Tourist Officer, Khurda At: Tourist Bathing Complex, Atri PO : Baghamari Dist : Khurda
3	Yatrinivas-cum-Cyclone Shelter, Chandaneswar, Dist. Balasore	10/20 Non A.C D.R-10	Rs. 300/-	Tourist Officer, Balasore, Ph :06782-262048

#### ABBREVIATION

D.R	:	Double Bedded Room	Dty.	:	Dormitory
T.R	:	Three Bedded Room.	Non A.C	:	Non Air Conditioner
F.R	:	Four Bedded Room	Ph.	:	Telephone
A.C	:	Air Conditioner			





## LIST OF ACCOMMODATION UNITS

(Operated by OTDC )

SLNo.	Name of Units	2017	2018	2019	2020	2021
1	Panthanivas, Bhubaneswar	54/108	54/108	54/108	54/108	54/108
2	Panthanivas, Puri	54/118	54/118	54/118	52/114	50/110
3	Panthanivas, Rambha	18/44	18/44	18/44	24/48	24/48
4	Panthanivas ,Gopalpur	16/36	16/36	20/44	15/30	15/30
5	Panthanivas, Konark	46/100	46/100	46/100	46/100	46/100
6	Panthanivas, Cuttack	28/56	28/56	28/56	28/56	28/56
7	Panthanivas, Barkul	35/72	35/72	35/72	41/84	42/86
8	Panthanivas, Chandipur	41/94	41/94	41/94	41/94	41/94
9	Panthanivas, Sambalpur	34/68	34/68	34/68	33/66	33/66
10	Panthanivas, Rourkela	32/68	32/68	32/68	32/68	32/68
11	Yatrinivas, Satapda	46/100	46/100	46/100	28/56	28/56
12	Panthanivas, Paradeep	9/18	9/18	9/18	12/24	12/24
13	Panthanivas, (TRC) Keonjhar	14/28	14/28	14/28	17/34	17/34
14	Panthika, Dhauli	3/6	3/6	3/6	3/6	3/6
15	Panthika, Khandagiri	4-CH	4-CH	4-CH	4-CH	4-CH
16	Aranyanivas, Chandbali	16/38	16/38	16/38	16/38	17/40
17	Panthatasala, Chandaneswar	29/58	29/58	29/58	29/58	37/74
18	Aranyanivas, Bhitarkanika	-	-	-	12/24	12/24

## TARIFF OF ACCOMMODATION UNITS

Sl No.	Name & Address of the Unit (with Telephone )	No. of Rooms/Beds Type of Rooms	Tariff. 1 <sup>st</sup> October to 30 <sup>th</sup> June in Rs.	Tariff 1 <sup>st</sup> July to 30 <sup>th</sup> September in Rs.	Facilities
1	Panthanivas, Lewis Road, Bhubaneswar PIN-751014, Ph.0674- 2432314 /2432515 Check out Time 8 A.M Email: odtc@ pathanivas.com	<b>54/108</b> Premier-54 AC Conf hall- 4 hrs for 8 hrs Convention Hall- 4hrs For 8 hrs	3000/- 5,000/- 10, 000/- 12,000/- 18,000/-	3,000/- 5,000/- 10,000/- 11,000/- 16,500/-	AC Restaurant, AC Conf. Hall, TV, EPABX, D.G. Set, Conducted Sight Seeing Tour / Car & Bus on rental. (Room tariff includes complementary Bed Tea & Breakfast)
2	Panthanivas, Chakratirtha Road, Puri PIN-752001 Ph. 06752-222562 /222740 Check out Time 8 A.M. Email: odtc@ pathanivas.com	<b>50/110</b> Suite -20 Premier-8 Exécutive-4 Deluxe-14 AC Family-4 AC-Conf Hall (60pax) for 4 hrs for 8 hrs	4,100/- 3,100/- 2,500/- 2,200/- 42,00/- 1,700/-	4,100/- 3,100/- 2,500/- 2,200/- 42,00/- 1,700/-	AC Restaurant, Bar, TV, EPABX, D.G. Set, Conducted Sight Seeing Tour, Garden Snack Bar. (Room tariff includes complementary Bed Tea & Breakfast )
3	Panthanivas, Rambha, Dist. Ganjam PIN-761028 Phone-7683850403 Check out Time 12 Noon Email: odtc@ pathanivas.com	<b>24/48</b> AC Cottage- 06 Premier-02 Executive-09 AC.DR Deluxe - 02 ACConf. Hall-	3,200/- 2,200/- 1,750/- 1,500/- 5,000/-	2,900/- 1,950/- 1,500/- 1,300/- 5,000/-	Restaurant, EPABX, TV, Non AC Conf Hall, Leisure platform with swing for children. ( Room Tariff includes Bed Tea & Breakfast)
4	Panthanivas, Cuttack, Buxi Bazar, Cuttack PIN-753001 Ph. 0671-2306867 / 2306916 Check out Time 8 A.M Email: odtc@ pathanivas.com	<b>28/56</b> AC DR Dlx.-04 AC DR - 19 Non AC DR-05 A/C Conf. Hall-4 hrs For 8 hrs	2200/- 1700/- 990/- 3000/- 5000/-	2000/- 1500/- 990/- 3000/- 5000/-	AC Restaurant, AC Conf Hall, TV, EPABX, D.G. Set. ( Room Tariff includes Bed Tea & Breakfast)



Sl No.	Name & Address of the Unit (with Telephone )	No. of Rooms/Beds Type of Rooms	Tariff. 1 <sup>st</sup> October to 30 <sup>th</sup> June in Rs.	Tariff 1 <sup>st</sup> July to 30 <sup>th</sup> September in Rs.	Facilities
5	Panthanivas, Barkul, Balugaon PIN-752030 Dist.-Khurda. Ph. 06756-257488 /257388 Check out Time 8 A.M Email: odtc@ pathanivas.com	<b>42/86</b> Suite-02 Premier-05 AC DR.Dlx -26 Non AC DR-08 AC Family-01 AC Conf Hall For - 8hrs	4900/- 3500/- 2500/- 1200/- 2800/- 10000/- 16000/-	4900/- 3500/- 2500/- 990/- 2800/-	Restaurant, EPABX, TV, D.G. Set, Water Sports, Cruising, ( Room Tariff includes Bed Tea & Breakfast)
6	Panthanivas, Chandipur, Dist. Balasore PIN-756025 Ph. 06782-270051 /270151 Tel-Fax – 06782 270065 Check out Time 8A.M. Email: odtc@ pathanivas.com	<b>41/94</b> Suite -12 Premier-03 AC Dlx-07 AC Family-2 Non AC DR-13 Non A/C FR-4 AC Conf. Hall - 4hrs 8hrs	3000/- 2000/- 1500/- 2500/- 1200/- 1600/- 4000/- 6000/-	3000/- 1800/- 1350/- 2500/- 1100/- 1600/-	Restaurants, TV, D.G. Set, Conducted Sight Seeing Tours, Conf Hall, EPABX, H&C, Fast Food Counter on Beach. (Room Tariff includes Bed Tea & Breakfast)
7	Panthanivas, Sambalpur, Brooks Hill, Sambalpur PIN-768001 Ph. 0663-2411282 / 2411296 Check out Time 12 Noon Email: odtc@ pathanivas.com	<b>33/66</b> Premier.-06 Executive-16 AC DR-04 Non AC DR-07 AC Conf Hall – I for 4hrs for 8 hrs AC Conf Hall – II for 4hrs for 8 hrs	2500/- 1600/- 1100/- 990/- 3000/- 5000/- 6000/- 8000/-	2500/- 1600/- 1000/- 990/-	AC Restaurant, Bar, AC Conf Hall, TV,DG Set. EPABX, Garden Snack Bar, Conducted Sight Seeing Tours. (Room Tariff includes Bed Tea & Breakfast)
8	Panthanivas, Rourkela, Sector-5, Rourkela PIN-769005 Ph. 0661-2643280 / 2646568 Check out time 8 A.M Email: odtc@ pathanivas.com	<b>32/68</b> Suite-3 Premier-20 AC DR Dlx.-7 Non AC FR-2 AC Conf. Hall - 4 hrs For 8 hrs	3200/- 1500/- 5000/- 8000/- 5000/- 8000/-	3000/- 1500/- 1300/- 2000/-	AC Restaurant & Bar, TV, EPABX, D.G. Set. AC Conf. Hall (Room Tariff includes Bed Tea & Breakfast)



Sl No.	Name & Address of the Unit (with Telephone )	No. of Rooms/Beds Type of Rooms	Tariff. 1 <sup>st</sup> October to 30 <sup>th</sup> June in Rs.	Tariff 1 <sup>st</sup> July to 30 <sup>th</sup> September in Rs.	Facilities
9	Panthanivas, Gopalpur, Dist-Ganjam. Ph. 0680-2343931 Check out time 8 A.M Email: odtc@ pathanivas.com	<b>15/30</b> AC Cottage- 6 Deluxe - 9	3200/- 1500/-	2900/- 1300/-	Restaurant, CH, PP, H & C. ( Room Tariff includes Bed Tea & Breakfast)
10	Panthanivas, Paradeep Near Circuit House Paradeep. Ph. 06722-222275 Check Out- 8 A.M Email: odtc@ pathanivas.com	<b>12/24</b> AC Suit-3 AC DR - 9	2000/- 1400/-	2000/- 1400/-	Restaurant, TV etc. D. G set ( Room Tariff includes Bed Tea & Breakfast)
11	Yatrinivas, Konark. At/PO: Konark Dist. Puri PIN-752111 Ph. 06758-236820 Check Out- 12 noon Email: odtc@ pathanivas.com	<b>46/100</b> Suite-2 Premier-4 Executive-12 AC Dlx-24 AC FR-4 AC Conf. Hall : For- 4 hrs For- 8 hrs Convention Hall : For -4 hrs For -8 hrs	6000/- 3500/- 2300/- 1400/- 2100/- 5000/- 8000/- 12,000/- 18,000/-	6000/- 3500/- 2100/- 1200/- 2100/- 5000/- 8000/- 12,000/- 18,000/-	Restaurant, AC Conf. Hall Convention Hall  ( Room Tariff includes Bed Tea & Breakfast )
12	Yatrinivas, Satapada, Via- Brahmagiri Dist. Puri PIN-752001 Ph. 06752-262077 Check Out- 9 AM Email: odtc@ pathanivas.com	<b>28/56</b> Suite -4 Premier-6 Deluxe-18 AC Conf. Hall -	2500/- 2000/- 1800/- 3000/-	2200/- 1800/- 1600/- 3000/-	Restaurant, Boating Facility etc. AC Conf. Hall ( Room Tariff includes Bed Tea & Breakfast )
13	Panthasala, Chandaneswar, At-Talsari PO-Chandaneswar Dist. Balasore PIN-756085 Ph. 06781-232528 Check Out- 9 A.M. Email: odtc@ pathanivas.com	<b>37/74</b> Suite-12 Deluxe-8 Non AC DR-17 AC Conférence Hall For 4 hrs For 8 hrs	2500/- 1700/- 990/- 5000/- 8000/-	2200/- 1500/- 990/-	Restaurant.  ( Room Tariff includes Bed Tea & Breakfast )



Sl No.	Name & Address of the Unit (with Telephone )	No. of Rooms/Beds Type of Rooms	Tariff. 1 <sup>st</sup> October to 30 <sup>th</sup> June in Rs.	Tariff 1 <sup>st</sup> July to 30 <sup>th</sup> September in Rs.	Facilities
14	Aranya Nivas, Chandabali, Dist. Bhadrak. Ph. 06786-220397 Check Out- 12 noon. Email: odtc@pathanivas.com	<b>17/40</b> Suite-1 Deluxe-11 Non AC DR-4 Dty- 1 ( 8 beds) Per Bed	3500/- 1700/- 990/- 450/-	3500/- 1500/- 990/- 400/-	Restaurant  ( Room Tariff includes Bed Tea & Breakfast )
15	Panthanivas, Keonjhar At- Judia, Keonjhar. PIN-758002 Ph. 06766-253603/9238211629 Check Out- 8A.M. Email: odtc@pathanivas.com	<b>17/34</b> A.C Suite-4 Exécutive-1 AC Dlx-12 AC Conf. Hall : For 4 hrs For 8 hrs	2500/- 1800/- 1300/- 3000/- 5000/-	2500/- 1800/- 1300/-	AC Conf. Hall Restaurant.  ( Room Tariff includes Bed Tea & Breakfast )
16	Aranyanivas Bhitarkanika Dangamala, Bhitarkanika Check Out : 11 A.M. Check In : 12 Noon	<b>12/24</b> Premier-12 NAC Conf. Hall : For 4 hrs For 8 hrs	2500/- 3000/- 5000/-	2300/-	Restaurant  ( Room Tariff includes Bed Tea & Breakfast )
17	Panthika Dhuli PO-Gopinathpur, Bhubaneswar Check Out : 8 A.M. Check In : 9 A.M.	<b>3/6</b> AC DR-2 NAC DR-1	1500/- 990/-	1350/- 990/-	Restaurant  ( Room Tariff includes Bed Tea & Breakfast )
18	Panthika Khandagiri Bhubaneswar	1.The entire Bungalow and premises 2. One Side of the premises, kitchen space, one room with attached toilet and dining hall 3.Three halls & 2 toilets 4.One hall with toilet	40000/- 25000/- 6000/- 2000/-		

## HOW TO BOOK :

Online booking- [www.bookodisha.com](http://www.bookodisha.com)

Toll Free Number- 1800 208 1414

## INSTANT RESERVATION :

- Govt. of Odisha Tourist Office, Utkal Bhawan, 55, Lenin Sarani, Kolkata, Phone (033) 22493653 / 22654556.
- Govt. of Odisha Tourist Office, B /4 Emporia Complex, Baba Kharag Singh Marg, New Delhi Phone. ( 011 ) 23364580
- Govt. of Odisha Tourist Office, Tamilnadu Tourism Complex, Ground Floor, Kalai Vanar, Arangam, Wallajah Road, Chennai-600002, Ph.{044}25360891
- OTDC Head Office, Panthanivas, Lewis Road, Bhubaneswar Central Reservation Counter:-Ph.(0674)2430764, Fax {0674}2431053/ E-mail: odtc@panthanivas.com Website: <http://www.panthanivas.com>
- Tariff & other factual information subject to change without prior notice.

- N.B. The tariff includes complementary Bed Tea & Breakfast.  
Extra Bed @ Rs.500/- only per person  
Special offer 40% discount for Day visitors from 8AM to 6PM. (subject to availability of Rooms on the spot ).  
Special discount 10% for repeat visitors, Sr.Citizens, Students & Physically handicapped persons.
- Credit & Debit Card are also accepted in selected Units.

**AIR TICKETING :** Tel- (0674) 2432594 / 2432595





## AVERAGE PERCENTAGE OF HOTEL OCCUPANCY

Sl.No.	Place	2017	2018	2019	2020	2021
1	Puri	76	80	62	19	39
2	Bhubaneswar	73	79	72	24	32
3	Konark	43	45	43	22	37
4	Berhampur	76	81	81	22	12
5	Gopalpur	44	42	46	16	22
6	Chilika Area	50	52	52	18	31
7	Cuttack	70	75	76	21	34
8	Balasore	81	85	84	28	50
9	Chandipur	69	70	72	24	41
10	Dhenkanal	40	42	41	11	21
11	Angul	31	31	35	8	22
12	Baripada	65	65	65	22	41
13	Keonjhar	59	70	63	29	51
14	Rourkela	62	67	69	25	37
15	Sambalpur	62	56	63	24	36
16	Jharsuguda	38	37	44	16	39
17	Bolangir	58	59	61	22	39
18	Koraput	58	61	66	24	40
19	Jeypore	64	67	69	24	35
20	Rayagada	60	64	66	23	41
21	Phulbani	53	57	59	14	19
22	Bhawanipatna	53	55	63	20	41
23	Bhadrak	46	50	53	17	37
24	Malkangiri	60	53	48	18	38
25	Nawarangpur	57	56	60	23	40
26	Boudh	86	83	98	19	17
27	Sonepur	50	56	68	21	39
28	Baragarh	37	39	50	18	39
29	Nayagarh	67	74	60	21	68
30	Paradeep	31	32	37	12	36
31	Paralakhemundi	82	84	88	27	12
32	Deogarh	38	41	52	19	36
33	Jajpur Road	59	63	68	22	38
34	Sundargarh	67	56	51	18	36





## GOVERNMENT OF ODISHA TOURIST OFFICES

<b>New Delhi</b> Utkalika, B/4, Baba Kharak Singh Marg New Delhi, PIN : 110 001, Tel / Fax : 011-23364580 oritourdelhi@gmail.com	<b>Cuttack</b> Near Netaji Birth Place Museum, Odia Bazaar PIN : 753 001 Tel : 0671-2305225 oritourcuttack@gmail.com
<b>Kolkata</b> Utkal Bhawan, 55-Lenin Sarani, Kolkata, PIN-700 013, Tel: 033-22493653 oritourkolkata@gmail.com	<b>Dhenkanal</b> District Library, Near Head Post Office, PO / Dist : Dhenkanal Tel : 06762-226631 PIN : 759001 oritourdhenkanal@gmail.com
<b>Chennai</b> Tamilnadu Tourism Complex, Near Kalaivanar Arangam, No-2-Wallajah Road, Chennai PIN - 600 002, Tel/ Fax: 044-25360891/25360952 odishatourismchennai@gmail.com	<b>Keonjhar</b> Collectorate, P.O./Dist : Keonjhar, PIN-758002, Tel: 06766-253603 oritourkeonjhar@gmail.com
<b>Balangir</b> Near RTO Chowk, Titilagarh Road, Balangir PIN - 767001 Tel : 06652-232432 oritourbalangir@gmail.com	<b>Konark</b> Open Air Auditorium (OAA) Konark, Dist : Puri , PIN - 752111 Tel: 06758-236821 oritourkonark@gmail.com
<b>Baripada</b> Baghra Road, Near Pvt. Bus Stand , Baripada Dist- Mayurbhanj PIN : 757001, Tel: 06792-252710 oritourbaripada@gmail.com	<b>Koraput</b> Old District Library, Sub Collector Office P.O./Dist : Koraput, Pin : 764020 Tel Fax : 06852-250318 oritourkoraput@gmail.com
<b>Berhampur</b> At/PO-Hill Patna, Inside premises of Biju Patnaik Sanskruti Bhawan Dist : Ganjam PIN : 764005, Tel/ Fax: 0680-2950657 oritourberhampur@gmail.com	<b>Kandhamal</b> DTC Building Complex, Narayani Road Phulbani, Dist- Kandhamal. Tel: 06842-253748 PIN-762001 oritourkandhamal@gmail.com
<b>Kalahandi</b> Shanskruti Bhawan, Infront of Pvt. Bus Stand Bhawanipatna, Dist : Kalahandi PIN-766001, Tel : 06670-230402 oritourkalahandi@gmail.com	<b>Puri</b> Near Subash Bose Square VIP Road, Puri PIN : 752002 Tel: 06752-222664 oritourpuri@gmail.com
<b>Bhubaneswar</b> 2 <sup>nd</sup> floor , Paryatana Bhawan, Lewis Road, Bhubaneswar PIN - 751014, Tel: 0674-2431299 oritourbhubaneswar@gmail.com	<b>Rourkela</b> TRC Building, Panthanivas Complex, Sector-5, Rourkela, Dist : Sundargarh. PIN-769002 Tel: 0661-2640885 Tel/ Fax : 0661-2640646 oritourrourkela@gmail.com



<b>Balasore</b> Circuit House Campus Police Line, Balasore PIN-756001, Tel: 06782-262048 Tel -06782-260508 oritourbalasore@gmail.com	<b>Sambalpur</b> Panthanivas Complex, Sambalpur, PIN-768001 Tel: 0663-2411118 oritoursambalpur@gmail.com
<b>Bhadrak</b> Motel Chhak, Mathasahi, Bhadrak PIN-756100 oritourbhadrak@gmail.com	<b>Jajpur</b> Gautam Buddha Sanskruti Bhawan Near Head Post Office, Dist : Jajpur PIN : 755001 oritourjajpur@gmail.com
<b>Angul</b> 1st Floor, Old Building of Commercial Tax office PO/Dist : Angul PIN : 759122 Tel / Fax-06764-233927 oritourangul@gmail.com	<b>Jagatsinghpur</b> At : Collectorate PO/Dist:- Jagatsinghpur, PIN-754 103 oritourjagatsinghpur@gmail.com
<b>Gajapati</b> At : Room No : 10, Collectorate PO : Paralakhemundi, Dist : Gajapati PIN : 761200 oritourgajapati@gmail.com	<b>Nayagarh</b> At : Pathani Samanta Auditorium, Collectorate PO/Dist : Nayagarh PIN-752069 oritournayagarh@gmail.com
<b>Rayagada</b> At : Collectorate PO/Dist : Rayagada PIN : 765001 oritourrayagada@gmail.com	<b>Deogarh</b> At : Collectorate (Reading Room-cum-Library I & PR Deptt.) P.O/Dist : Deogarh PIN : 768108 oritourdeogarh@gmail.com
<b>Baragarh</b> At : Sanskruti Bhawan , PO/Dist : Baragarh, PIN : 768028 oritourbaragarh@gmail.com	<b>Subarnapur</b> At : Collectorate , PO/Dist : Subarnapur , PIN : 767017 oritoursubarnapur@gmail.com
<b>Kendrapara</b> At : Ayodhya Nagar Near Tulasi Women's College PO/Dist : Kendrapara, PIN-754211 oritourkendrapara@gmail.com	<b>Boudh</b> At : Collectorate New Building PO/Dist : Boudh oritourboudh@gmail.com
<b>Khordha</b> At : Old Collectorate Building PO : Palla. Dist: Khordha PIN-752056 oritourkhurda@gmail.com	<b>Nuapada</b> At : Collectorate, P.O/Dist : Nuapada, PIN : 766105 <a href="mailto:oritournuapada@gmail.com">oritournuapada@gmail.com</a>
<b>Jharsuguda</b> At : Collectorate, P.O/Dist : Jharsuguda PIN : 768204 oritourjharsuguda@gmail.com	<b>Nabarangapur</b> At : Collectorate, P.O/Dist : Nabarangapur PIN : 764059 oritournabarangapur@gmail.com
<b>Malkangiri</b> At : Collectorate P.O/Dist : Malkangiri, PIN : 764048 oritourmalkangiri@gmail.com	



## **GOVERNMENT OF INDIA TOURIST OFFICE**

2nd Floor, Paryatan Bhawan, Bhubaneswar. PIN:-751014

Ph:- 2432203, Tel FAX :0674-2435487,

Email:-itobbs@nic.in, itobbsr@gmail.com.

Website : odishatourism.gov.in, www.incredibleindia.org.

## **OTHER TOURIST INFORMATION COUNTERS(IN CITY)**

### **MUMBAI**

Govt. of Odisha Tourist Information Counter,  
Vashi, Navi Mumbai ( Maharashtra )

### **RAIPUR**

BR-5,RDA Building,Sharada Chowak  
Raipur (Chattisgarh) PIN:- 400092

## **TOURIST INFORMATION COUNTER ( IN RAILWAY STATION)**

### **BHUBANESWAR**

Railway Station Platform No.1,  
Ph-0674-2532533

### **PURI**

Railway Station

### **HOWARH (WEST BENGAL )**

Railway Station  
Platform No 21  
Ph: 033-26411431.

### **VIJAYNAGARAM (ANDHRA PRADESH)**

Railway Station

### **AIRPORT**

#### **BHUBANESWAR**

Bijupatnaik International Airport  
Ph- 0674-2595659



**ODISHA**  
INDIA'S BEST KEPT SECRET.



Satapada

# TOURIST PROFILE SURVEY HIGHLIGHTS DURING PEAK & LEAN SEASON 2018-19

<b>Sample Size</b>	Domestic Lean: 4028 Peak: 3911 Total: 7939		Foreign Lean: 451 Peak: 932 Total: 1383
<b>Average Duration of Stay</b>	Domestic	Lean Season: 3 days Peak Season: 4.5 days	Total Average: 3.75 days
	Foreign	Lean Season: 12.5 days Peak Season: 7 days	Total Average: 9.75 days
<b>Average Tourist Spending (Per day per head)</b>	Domestic: Rs. 2655 /-		Foreign: Rs. 4275/-
<b>Main Purpose of Visit</b>	Foreign Tourist: Holidaying, Business & Official (74%)		
	Domestic Tourist: Holidaying, Business & Official (84%)		
<b>Source of Motivation</b>	Foreign Tourist		Domestic Tourist
	42% Previous experience 12% By their friends & relatives		46% Previous experience 17% By their friends & relatives
<b>Mode of Arrival</b>	Domestic		Foreign
	By Air : 11% By Rail : 76% By Road: 13%		By Air : 81% By Rail : 14% By Road : 05%
<b>Area of Spending</b>	Foreign Tourist		Domestic Tourist
	Accommodation : 68% Food & Beverage : 12% Shopping : 14% Transport & Sightseeing : 6%		Accommodation : 52% Food & Beverage : 16% Shopping : 20% Transport & Sightseeing: 12%
<b>Repeat Visitors</b>	Domestic: 67% Foreign: 47%		



## LIST OF EXCURSION AGENCIES RECOGNISED BY THE TOURISM DEPARTMENT

Sl. No.	Name of the Agency	Address	Govt. approval No. & Date
<b>KHURDA</b>			
1	<b>Odisha Tourism Development Corporation Ltd.</b>	Lewis Road Bhubaneswar- 751014 Ph: 0674-2431515, Fax: 0674- 2431053 Email: <a href="mailto:otdc@panthanivas.com">otdc@panthanivas.com</a> . Website:- <a href="http://www.otdc.in">www.otdc.in</a> / <a href="http://www.panthanivas.com">www.panthanivas.com</a>	<b>5537/TSM dt.11.06.1997</b>
2	<b>M/s. Swosti Travels Pvt. Ltd.</b>	103, Janpath, Bhubaneswar-751001. Ph: 0674-2536228/2536773, FAX: 0674-25356781. Email: <a href="mailto:gmst@swosti.com">gmst@swosti.com</a> Website: <a href="http://www.swosti.com">www.swosti.com</a> / <a href="http://www.orissatravels.com">www.orissatravels.com</a>	<b>8383/TSM dt.25.08.2016</b>
3	<b>M/s. Gayatri Travels</b>	Plot No.179, Shradhanjali Road-8, Unit-9, Bhubaneswar-751007 Ph: 0674-2391447 M: 9338888701/02	<b>8611/TSM dt.30.07.2015</b>
4	<b>M/s. ECSELS, The Travel Agency Pvt. Ltd.</b>	B/23, Saheed Nagar, Market Building, Bhubaneswar-751007 Ph: 0674- 2547339 FAX: 0674-2547853 Website:- <a href="http://www.etholidays.com">www.etholidays.com</a>	<b>4700/TSM dt.28.3.2016</b>
5	<b>M/s. Greenline Tours &amp; Travels</b>	C/42, Saheed Nagar, Market Building, Bhubaneswar-751007, Ph:0674-2542203 Mob:- 9937232253 E-mail- <a href="mailto:greenlineunit@rediffmail.com">greenlineunit@rediffmail.com</a>	<b>7381/TSM dt.29.06.2015</b>
6	<b>M/s. Grand Tours &amp; Travels</b>	Metro House,1 <sup>st</sup> Floor, Near Vani Vihar Traffic Square, Saheed Nagar, Bhubaneswar-751007 Ph: 0674 2541956/2546412/ 9861103160 FAX: 0674 2546412 Mail: <a href="mailto:grandtourstravels@rediffmail.com">grandtourstravels@rediffmail.com</a>	<b>2361/TSM dt.23.02.2011</b>
7	<b>M/s. Lipsha Travels</b>	A-209, Nirmala Plaza, 1- A Forest Park, Bhubaneswar-751009, Ph: 0674 2595846/2595848 FAX: 0674 2595081 E-mail: <a href="mailto:info@lipshatravels.in">info@lipshatravels.in</a> , <a href="mailto:lipshatravels@gmail.com">lipshatravels@gmail.com</a> Website: <a href="http://www.lipshatravels.in">www.lipshatravels.in</a>	<b>12983/TSM dt.23.12.2016</b>
8	<b>M/s. Toshali Tours &amp; Travels</b>	C/ 41, Market Building, Saheed Nagar, Bhubaneswar-751007 / Ph: 0674-2547720, 2547074, 2547074 E-mail: <a href="mailto:bhubaneswar@toshali.in">bhubaneswar@toshali.in</a> , Website: <a href="http://www.toshalitours.com">www.toshalitours.com</a> ; <a href="http://www.toshaliholidays.com">www.toshaliholidays.com</a> ; <a href="http://www.orissatourism.org">www.orissatourism.org</a>	<b>2652/ TSM. dt.26.02.2011</b>
9	<b>M/s. Alternative Tours Pvt. Ltd.</b>	Room No.5, BDA Market Complex, Pallaspalli, Bhubaneswar-751020 Ph: +91-674 2590830/ 2593463 Fax: +91-674 2590819 E-mail: <a href="mailto:travclub@cal2.vsnl.in">travclub@cal2.vsnl.in</a> Website: <a href="http://www.travelclubindia.com">www.travelclubindia.com</a>	<b>8388/TSM dt.25.08.2016</b>



Sl. No.	Name of the Agency	Address	Govt. approval No. & Date
10	<b>M/s. Eastern Risen Expedition Pvt. Ltd.</b>	Plot No. 1267/2376, (Ground Floor), Canal Road, Bomikhal (Gobind Prasad), P.S-Laxmisagar Bhubaneswar - 751 006 Phone: +91-674-2578275/6574495 Email : <a href="mailto:info@easternrisen.com">info@easternrisen.com</a> Webiste : <a href="http://www.easternrisen.com">www.easternrisen.com</a>	<b>8399/TSM dt.25.08.2016</b>
11	<b>M/s. Akash Travels</b>	Odisha Co-operative Housing Complex, 24 Janpath, Unit-III, Bhubaneswar-751002 Ph: 06742396560/ 9238500291	<b>8621/TSM, dt.30.07.2015</b>
12	<b>M/s. Sand Pebbles Tours &amp; Travels</b>	N-5/17 Acharya Vihar, Bhubaneswar-751013, Ph: +91 - 674 2567120, 6574661, 6532550 FAX: +91-674- 2567120 Email : <a href="mailto:tours@sandpebblestours.com">tours@sandpebblestours.com</a> , <a href="mailto:alok@sandpebblestours.com">alok@sandpebblestours.com</a> , <a href="mailto:dhiren@sandpebblestours.com">dhiren@sandpebblestours.com</a> , <a href="mailto:sales@sandpebblestours.com">sales@sandpebblestours.com</a> Website : <a href="http://www.sandpebblestours.com">www.sandpebblestours.com</a> , <a href="http://www.bhitarkanikanationalpark.com">www.bhitarkanikanationalpark.com</a>	<b>8606/TSM dt.30.07.2015</b>
13	<b>M/s. Sea Pearls Tours &amp; Leisures</b>	222/1, Shastri Nagar, Bhubaneswar-751001 Fax: +91-674- 2420496 E-mail: <a href="mailto:seapearlandia@yahoo.in">seapearlandia@yahoo.in</a>	<b>10408/TSM dt.27.12.2010</b>
14	<b>M/s. Banadurga Travels</b>	E-A/30, Stage-1, Laxmi Sagar Brit Colony, Bhubaneswar-751006 Mob: +91-9776887789/ 9937914334	<b>12879/TSM dt.23.11.2012</b>
15	<b>M/s. Jyoti Malati Travels</b>	VIM-709, AT/P.O. Sailashree Vihar, Bhubaneswar-751021 Mobile: +91-9937815730	<b>12899/ TSM, dt.23.11.2012</b>
16	<b>M/s. Kalinga Caps Tour &amp; Travels Pvt. Ltd.</b>	163 District Centre, C.S Pur, Bhubaneswar-751016 Ph: 0674-3272104/2743445 E-mail: <a href="mailto:suhasafarindia@yahoo.in">suhasafarindia@yahoo.in</a> Website; <a href="http://www.suhasafarindia.com">www.suhasafarindia.com</a>	<b>12905/TSM dt.23.11.2012</b>
17	<b>M/s. Lucky Tours &amp; Travels</b>	A-I, Ratna Plaza, Lewis road, Bhubaneswar-751002 Mob: 7894447010	<b>12915/TSM, dt.23.11.2012</b>
18	<b>M/s. Maa Tours &amp; Travels</b>	5-SCR, Kharvel Nagar, Near Kesari Talkies, Unit-III, Bhubaneswar-751001 Ph: 0674 6451002 M: +91-9937306002/9337856019	<b>12920/TSM dt.23.11.2012</b>
19	<b>M/s. Shibani Travels</b>	B-29, Saheed Nagar, Rupali Square, Bhubaneswar-751007 Ph: 0674-2547039/ 2547102/ 9937228039	<b>12935/TSM dt.23.11.2012</b>
20	<b>M/s. Smart Tours &amp; Travels</b>	Room No.17, Behera Market Complex, Jayadev Vihar, Bhubaneswar -751013, Ph: 0674- 6539341/ 9437002493/ 9338088032/ 9937205795	<b>12940/TSM dt.23.11.2012</b>
21	<b>M/s. The Explorer Travel World</b>	"Hotel Janpath" Complex, 29-A, Bapuji Nagar, Bhubaneswar-751009, Ph: 0674-2598777 M: +91-9338522233 E-mail: <a href="mailto:info@etworld.in">info@etworld.in</a> Website: <a href="http://www.etworld.in">http://www.etworld.in</a>	<b>12943/TSM dt.23.11. 2012</b>





Sl. No.	Name of the Agency	Address	Govt. approval No. & Date
22	<b>M/s. Travel Link Pvt. Ltd.</b>	1 <sup>st</sup> Floor, Metro House Vani Vihar Square, Saheed Nagar Bhubaneswar – 751007, Odisha Ph : +91 674 2546591/ 92/ 93/ 94 Fax : +91 674 2546595 Cell : 09861024646/ 09937024646 Email : <a href="mailto:travlinkin@yahoo.co.in">travlinkin@yahoo.co.in</a> <a href="mailto:travlink@bsnl.in">travlink@bsnl.in</a> Website : <a href="http://www.travellink-india.com">www.travellink-india.com</a>	<b>3623/TSM dt.21.03.2018</b>
23	<b>M/s. Tropical Vacations (I) Pvt. Ltd.</b>	Plot No. 4706/5809 Gajapati Nagar, PO.Sainik School, Bhubaneswar-751005, Odisha, India Ph: 0674-2301195 M:+91- 8895274174 E-mail: <a href="mailto:info@tropicalvacations.in">info@tropicalvacations.in</a> <a href="mailto:tours@tropicalvacations.in">tours@tropicalvacations.in</a> Website : <a href="http://www.tropicalindiaholidays.com">www.tropicalindiaholidays.com</a> <a href="http://www.tropicalvacations.in">www.tropicalvacations.in</a> <a href="http://www.mytropicalvacations.com">www.mytropicalvacations.com</a>	<b>13121/ TSM dt.26.11.2012 &amp; 2644/TSM dt.23.02.2013</b>
24	<b>M/s. Discover Tour &amp; Travels</b>	463 Lewis Road, Bhubaneswar-751002, Ph: 0674-2430477/2435731 FAX: 0674-2430828 E-mail: <a href="mailto:discovertours@yahoo.com">discovertours@yahoo.com</a> Website: <a href="http://www.orissadiscover.com">www.orissadiscover.com</a>	<b>13459/TSM, dt.29.11.2012</b>
25	<b>M/s. Jove Travels</b>	Plot No. 4706/5851(8) Gajapati Nagar, Sainik School, Bhubaneswar-751005 Ph: 06742302761/2300859 M: +91-9437072761	<b>12965/TSM dt.23.11.2012</b>
26	<b>M/s. Kalpataru Travels</b>	Plot No. MB-92, PO. Badagada Brit Colony, Bhubaneswar-751018 Ph: +91- 9776992123/9861015719/ 9776146995	<b>12970/TSM, dt.23.11.2012</b>
27	<b>M/s. Universal Travels</b>	Plot No. N- 6/259 IRC Village, Nayapalli, Bhubaneswar-751015 Ph: 0674-2543120 Mob: 9439198572	<b>7402/TSM dt.29.06.2015</b>
28	<b>M/s. Om Leisure Holidays Pvt. Ltd.</b>	359-Saheed Nagar, Rupali Square, Bhubaneswar-751007 Ph: 0674-2542222/3205987 M:+91- 9338757598 FAX: 0674-2542222 E-mail: <a href="mailto:omtoursbbsr@gmail.com">omtoursbbsr@gmail.com</a> , <a href="mailto:omleisureholidaysorissa@gmail.com">omleisureholidaysorissa@gmail.com</a> Website: <a href="http://www.omleisure.org">www.omleisure.org</a>	<b>12980/TSM dt.23.11.2012</b>
29	<b>M/s. Dibakar Tours &amp; Travels</b>	Plot No-2116,Ratha Road, Old Town, Bhubaneswar-751002, Mob: +91-9937016689/9338916689 E-mail: <a href="mailto:dibakar.travels@gmail.com">dibakar.travels@gmail.com</a>	<b>12985/TSM dt.23.11.2012</b>
30	<b>M/s. Eastern Travels Pvt. Ltd.</b>	Plot No- 20, Acharya Vihar, Bhoi Nagar, Bhubaneswar-751022,Ph: 0674-2546018 Fax: 0674-2542818 Email: <a href="mailto:akhil.parida@easterntravels.co.in">akhil.parida@easterntravels.co.in</a> , <a href="mailto:darshana.taunk@yahoo.com">darshana.taunk@yahoo.com</a> <a href="mailto:bhakti.taunk@easterntravels.co.in">bhakti.taunk@easterntravels.co.in</a>	<b>12990/TSM dt.23.11.2012</b>



Sl. No.	Name of the Agency	Address	Govt. approval No. & Date
31	<b>M/s. Shree Tours &amp; Travels</b>	Plot No-103, Buddheswari Colony, Bhubaneswar-751006 Ph: 0674-2570311/2570377/ 2571034 FAX: 06742570311 E-mail: <a href="mailto:shreetravelsbbi@sify.com">shreetravelsbbi@sify.com</a> Website: <a href="http://www.shreetourstravels.com">www.shreetourstravels.com</a>	<b>12995/TSM dt.23.11.2012 &amp; 3281/TSM dt.02.03.2013</b>
32	<b>M/s. Richi Travels</b>	Hotel Richi Complex, 122-A, Station Square, Bhubaneswar-751001 Ph; 0674 2535063/2536165 Fax: 0674-2539418 M: +91-9437077990 E-mail: <a href="mailto:richitravels@rediffmail.com">richitravels@rediffmail.com</a>	<b>13000/TSM dt.23.11.2012</b>
33	<b>M/s. Eastern Voyage Pvt. Ltd.</b>	N 1/43, IRC Village, Nayapalli, Bhubaneswar-751015 Tel : + 91 674 2555547, <a href="mailto:Emailranjan@easternvoyage.in">Emailranjan@easternvoyage.in/</a> <a href="mailto:info@easternvoyage.in">info@easternvoyage.in</a>	<b>11092/TSM dt.12.12.2014</b>
34	<b>M/s. Ace Expedition India Tours &amp; Travels</b>	Plot No. 1710, Badagada Canal Colony , Bhubaneswar-751014 Ph- +91 674 2311155 Mobile - +91 9090551212/9437283915 Email : <a href="mailto:expeditionindiatours@gmail.com">expeditionindiatours@gmail.com/</a> <a href="mailto:booking@orissa-tours.com">booking@orissa-tours.com/</a> <a href="http://www.india-cultural-tours.com">www.india-cultural-tours.com</a>	<b>7828/TSM dt.01.07.2013</b>
35.	<b>M/s. Landscape Holidays</b>	53, Saheed Nagar, Bhubaneswar- 751007 Ph: 0674-2544244, <a href="mailto:Email-landscapeholidays@hotmail.com">Email-landscapeholidays@hotmail.com</a>	<b>7838/TSM dt.01.07.2013</b>
36	<b>M/s. Inner India Tours</b>	Plot No. B 1/6, Lingaraj Vihar, Pokhariput, Aerodrome Area, Bhubaneswar-751020 Ph: 0674-2352292, Email: <a href="mailto:intours@vsnl.net">intours@vsnl.net</a>	<b>7852/TSM dt.02.07.2013</b>
37	<b>M/s. Happy Travels</b>	M 16/1 Hotel Chandan, HB Colony Baramunda, Bhubaneswar-751003, Ph: 0674-2354326, Mob: 9437179022	<b>7939/TSM dt.04.07.2013</b>
38	<b>M/s. Insight Vacations Pvt. Ltd.</b>	2049, , Samantrapur Square, Bhubaneswar -751002 Tel : 0674-6571587, Mob: 9437941287 / 9337041587 Email: <a href="mailto:sales@insightvacation.in">sales@insightvacation.in</a> Web: <a href="http://www.insightvacation.in">www.insightvacation.in</a>	<b>11833/TSM dt.27.12.2014</b>
39	<b>M/s. Nabagunjara Travels Pvt. Ltd.</b>	Balighar-10, Rathadanda Road, Bhubaneswar-751002 Ph: 0674-2431 659/759 Email: <a href="mailto:nabagunjara@hotmail.com">nabagunjara@hotmail.com</a>	<b>12068/TSM dt.04.12.2013</b>
40	<b>M/s. Travel Heritage</b>	Plot No. 672, 1 <sup>st</sup> Floor, Saheed Nagar, Bhubaneswar-751002, Ph: 0674-2547272, Mob: 09437043250 Email: <a href="mailto:trvheritage@yahoo.co.in">trvheritage@yahoo.co.in</a>	<b>10984/TSM dt.4.11.2013</b>



Sl. No.	Name of the Agency	Address	Govt. approval No. & Date
41	<b>M/s Dove Tours Pvt. Ltd.</b>	C/23 ,Market Building, Saheed Nagar ,Bhubaneswar 751007,Odisha,India Tel + 91 674 2547175 Mob : 9937949286 Tel/Fax: +91 674 2543869 E-mail : <a href="mailto:info@dovetours.com">info@dovetours.com</a> URL: <a href="http://www.yearroundholidays.com">www.yearroundholidays.com</a>	<b>5365/TSM dt.20.06.2014</b>
42	<b>M/s Year Round Holidays</b>	G2-Kalpavilla, Plot No.2171,Tankapani Road Bhubaneswar-751014 <a href="tel:9437305240">Tel: 9437305240/9861130996</a> Email: <a href="mailto:rashmi@yearroundholidaysindia.com">rashmi@yearroundholidaysindia.com</a> Website: <a href="http://www.yearroundholidaysindia.com">www.yearroundholidaysindia.com</a>	<b>5360/TSM dt.20.06.2014</b>
43	<b>M/s. Jaydev Travels</b>	99/1,Jaydev Vihar,Bhubaneswar-751013 Tel : + 91 674 2360530 Mob:9437013375/9337755530 Email: <a href="mailto:jaydevtravels@yahoo.com">jaydevtravels@yahoo.com</a>	<b>5370/TSM dt.20.06.2014</b>
44	<b>M/s. Sublime Tours &amp; Travels Pvt. Ltd.</b>	Plot No.226/2132 Near Durgamandap Khandagiri Bari,Khandagiri Bhubaneswar-751030 Mobile:9437484335/9777784335 Email:sublimetourodisha.com Website:www.sublimetourodisha.com	<b>7985/TSM dt.14.07.2015</b>
45	<b>M/s. Temple City Tours &amp; Travels.</b>	Near Keshari Talkies -117/118, Station Square Unit-III, Bhubaneswar , Tel: +91 674 25322483 Mob: 9437822841/ 9438152675 Email: <a href="mailto:templecitybbsr@gmail.com">templecitybbsr@gmail.com</a>	<b>5380/TSM dt.20.06.2014</b>
46	<b>M/s. Trimurti Travels</b>	Aerodrome Gate,Bhubaneswar-751020 Tel: + 91 674 2596171 Mobile: 9439583687	<b>5390/TSM dt.20.06.2014</b>
47	<b>M/s.Eastern Treasure India Tours Pvt. Ltd.</b>	Block No.3 , 1 <sup>st</sup> Floor Aditya Tradings, Sriram Nagar,Odisha,Bhubaneswar-751002 Tel:+ 91 674 2341655 Mob: 9437029989 Email:info@indiatribaltours.com Website :www.odishatour.com	<b>8087/TSM dt.27.09.2014</b>
48	<b>M/s.Adventure Holidays &amp; Treks</b>	Room No.F1/F3-29,Indradhanu Market Complex IRC Village,Bhubaneswar-751015, Tel: + 91 674 2559218 Mobile : 9437678545 Email: <a href="mailto:info@indiatribaltours.com">info@indiatribaltours.com</a> Website:www.orissatour.com <a href="http://www.indiatribaltours.com">www.indiatribaltours.com</a>	<b>8092/TSM dt.27.09.2014</b>



Sl. No.	Name of the Agency	Address	Govt. approval No. & Date
49	<b>M/s. Maa Santoshi Travels &amp; Home Services</b>	Bhimatangi Housing Board Colony LB 44,Phase -II ,Bhubaneswar Tel: +91 674 2591932 Mobile:-9337331669	<b>10706/TSM dt.03.12.2014</b>
50	<b>M/s.Indus Journey</b>	Plot No.598/599,Rajarani,Samantarapur Bhubaneswar-751002 Tel-0674-2342570 Mobile: 9937346030,9438792570 Email: <a href="mailto:indusjourney@gmail.com">indusjourney@gmail.com</a> <a href="mailto:odishatapan@yahoo.co.in">odishatapan@yahoo.co.in</a> Website : <a href="http://indusjourney.org">indusjourney.org</a>	<b>11116/TSM dt.12.12.2014</b>
51	<b>M/s. Nanda Travels &amp; Tours</b>	83 , Budheswari Colony Bhubaneswar-751006 Tel: 0674 2570512 / 2572920	<b>11101/TSM dt.12.12.2014</b>
52	<b>M/s Safari House</b>	At/ Post – Dhanupalli Dist- Sambalpur Pin-768005 Mobile -9437051888 Email:safarilinkhouse@gmail.com	<b>11526/TSM dt.20.12.2014</b>
53	<b>M/s.Make My Holiday Tour (A Unit of Wicann Business Services Pvt. Ltd.)</b>	Plot No.68,Jagamohan Nagar,Jagamara Bhubaneswar-751030 Tel : + 91 674 2350220 Fax : +91 674 2350221 Mobile : 9861156357 Website : <a href="http://www.wbssl.com">www.wbssl.com</a>	<b>11895/TSM dt.29.12.2014</b>
54	<b>M/s.Keshari Tours &amp; Travels Private Ltd.</b>	113, Station Square, Hotel Keshari Complex Bhubaneswar-751001 Tel : + 91 674 2534551 Fax : +91 674 2535996 Email: <a href="mailto:keshari_trv@rediffmail.com">keshari_trv@rediffmail.com</a>	<b>11936/TSM dt.30.12.2014</b>
55	<b>M/s Shree Venketeswar Tours Pvt.Ltd.</b>	Plot No.475 Saheed Nagar Bhubaneswar-751013 Tel : 0674 2361755/655 Mobile : 9776440000/9861555000 Email: info@sierraholidays.com	<b>7376/TSM dt.29.06.2015</b>
56	<b>M/s Sai Travel Care</b>	B-8 Phase-7 Market Complex Sailashree Vihar,Bhubaneswar-751021 Tel : 0674 655512 Mob : 9776440000/9861555000 Email :info@saitravelcare.in	<b>7850/TSM dt.10.07.2015</b>
57	<b>M/s Arch Exotic Pvt. Ltd</b>	Plot No. 279 DCC , BDA Chandrasekharpur Bhubaneswar-751016 Tel : 0674 2303135 Mob: 9692080624 Email : <a href="mailto:archexotic@gmail.com">archexotic@gmail.com</a>	<b>7845/TSM dt.10.07.2015</b>
58	<b>M/s Travel Holidays</b>	Plot No.98 , Madhusudan Nagar Bhubaneswar-751001 Tel : 0674 2391443 Mob : 9437801082/ 9090346454 Email: <a href="mailto:travel-holidays@hotmail.com">travel-holidays@hotmail.com</a>	<b>7946/TSM dt.13.07.2015 &amp; 8616/TSM dt.30.07.2015</b>



Sl. No.	Name of the Agency	Address	Govt. approval No. & Date
59	<b>M/s.T.T.Tours &amp; Transport</b>	Plot No. N-2- 71/B IRC Village PS- Nayapalli, Bhubaneswar -751015 Tel- 0674 2554080 Mob : 9437028728	<b>8077/TSM dt.15.07.2015</b>
60	<b>M/s Santosh Travels</b>	Plot No. SCR-95 , Kharavela Nagar Unit-3 Bhubaneswar-751001 Mob: 9853366410 Email: santoshtravels16@gmail.com	<b>8378/TSM dt.25.08.2016</b>
61	<b>M/s Caravan Tours &amp; Travels</b>	Plot No.457, Madhusudan Nagar Sabar Sahi Lane Unit-IV Bhubaneswar-751012 Tel : 0674 2544922 Mob : 9338407875 Email: caravantours212@gmail.com	<b>8706/TSM dt.07.09.2016</b>
62	<b>M/s Patra Tours &amp; Travels</b>	149 B Ashok Nagar , Infront of Allahabad Bank,Bhubaneswar-751009 Toll Free : 1800 120 8464 Ph : +91-0674 2598173 / 6033322/6066665 Mob: + 91- 9090903500/9861043182/ 9090901400 Email: <a href="mailto:info@patratravels.com">info@patratravels.com</a> / <a href="mailto:admin@patratravels.com">admin@patratravels.com</a> / <a href="mailto:sales@patratravels.com">sales@patratravels.com</a> Website : <a href="http://www.patratravels.com">www.patratravels.com</a> <a href="http://www.odishaholidaytour.com">www.odishaholidaytour.com</a> <a href="http://www.tribaltourodisha.com">www.tribaltourodisha.com</a> <a href="http://www.incredibleodishatour.com">www.incredibleodishatour.com</a>	<b>12988/TSM dt.23.12.2016</b>
63	<b>M/s Sai Shraddha Travels &amp; Holidays</b>	HIG 136 , Phase-1 Pokhariput Bhubaneswar-751020 Mobile -7894274722 Email:saishradhhath@gmail.com	<b>12956/TSM dt.23.12.2016</b>
64	<b>M/s Travel at Blue</b>	16 Bharati Tower (Block-A) Ekamraa Marg , Forest Park Area Bhubaneswar-751009 Odisha , India Work Desk : 91-6742596141/2596133 Hand Phone : 91-9668213141 Email:contact@travelatblue.com <a href="http://www.travelatblue.com">www.travelatblue.com</a>	<b>3403/TSM dt.16.02.2016</b>
<b>PURI</b>			
1	<b>M/s. Heritage Tours</b>	Mayfair Beach Resort, C.T. Road, Puri-752002 Ph: +91 6752-223656/ 222767 FAX: +91-6752-224595/ 224242 E-mail: <a href="mailto:bubu@heritagetoursorissa.com">bubu@heritagetoursorissa.com</a> , <a href="mailto:heritagetours@hotmail.com">heritagetours@hotmail.com</a> Website: <a href="http://www.heritagetoursorissa.com">www.heritagetoursorissa.com</a>	<b>13116/TSM, dt.26.11.2012</b>
2	<b>M/s. Grass Roots Pvt. Ltd.</b>	C.T. Road, Puri-752002 Ph: 06752-226642 M: +91-9437029698/9437022663 Email <a href="mailto:info@grassroutesjourneys.com">info@grassroutesjourneys.com</a> Skype: grassroutesjourneys.com Web: <a href="http://www.grassroutesjourneys.com">www.grassroutesjourneys.com</a>	<b>12844/TSM dt.23.11.2012 &amp; 3974/TSM dt.20.03.2013</b>

Sl. No.	Name of the Agency	Address	Govt. approval No. & Date
3	<b>M/s. Sai Om Tours &amp; Travels</b>	Dutta Tota, Pravat Lane, Puri-752001 Mob: +91-9437142194/ 9040129281 FAX: 06752-225689 Email: <a href="mailto:saiomtours Travels@gmail.com">saiomtours Travels@gmail.com</a>	<b>12925/TSM, dt.23.11.2012</b>
4	<b>M/s. Double Zero Travels</b>	Near Marine Drive Road, Puri-752002 Ph: 06752-231998 M: +91-9861269717/ 9776811112 E-mail: <a href="mailto:doublezero@sify.com">doublezero@sify.com</a>	<b>10606/TSM dt.31.12.2010</b>
5	<b>M/s. Banerjee Tours &amp; Travels</b>	Bhawa Ashram, Sea Beach Road, Puri-752001 Ph: 06752-233917 M:+91-9437100071/ 9938251561 E-mail: <a href="mailto:banerjeetourstravels@gmail.com">banerjeetourstravels@gmail.com</a>	<b>14091/TSM dt.12.12.2012</b>
6	<b>M/s. Tanuja Tribe Tours</b>	Chakratirtha Road, Puri-752002	<b>2659/TSM dt.23.02.2013</b>
7	<b>M/s. Jaysen Holidays</b>	Opposite DAV School, Waterworks Road, Puri-752002 Mob: 9438675341/9937300583 Email- <a href="mailto:travelpack@gmail.com">travelpack@gmail.com</a>	<b>7833/TSM, dt.01.07.2013</b>
8	<b>M/s. Golden Triangle Tours</b>	Shankar Acharya Road, Puri-752001 Contact- 9861339383, Email- <a href="mailto:goldentriangletours@yahoo.in">goldentriangletours@yahoo.in</a>	<b>12073/TSM dt.04.12.2013</b>
9	<b>M/s. Golden Triangle Tour &amp; Travels</b>	Khaki Math Lane, Kumbhakar Niyog,Puri	<b>5385/TSM dt.20.06.2014</b>
10	<b>M/s. Exotic Orissa</b>	Shop No.2 , Rockbay Campus C.T.Road,Puri Tel: +91 6752 225342 E-mail: <a href="mailto:exoticorissa@gmail.com">exoticorissa@gmail.com</a> Website : <a href="http://www.exoticorissa.com">www.exoticorissa.com</a>	<b>11106/TSM dt.12.12.2014</b>
11	<b>M/s Weekend Tours Pvt. Ltd.</b>	Room No. C/104,Krishna Dham Apartment V I P Road,Puri Email:weekendtoursodisha@gmail.com Website: <a href="http://www.weekendtoursodisha.com">www.weekendtoursodisha.com</a> <a href="mailto:info@weekendtoursodisha.com">info@weekendtoursodisha.com</a> Website: <a href="http://www.weekendtoursodisha.com">www.weekendtoursodisha.com</a>	<b>4705/TSM dt.28.3.2016</b>
12	<b>M/s .Travel Pratik Holidays</b>	Chakratirtha Road Puri -752002 Tel : 06752 227327 Mobile : 9437287324/9778507447 Email:travelpratik@gmail.com	<b>7612/TSM dt.04.07.2015</b>
13	<b>M/s Hindustan Travels</b>	Puri Municipality Market Square Grand Road,Puri – 752001 <a href="tel:9861124114">Tel:9861124114</a> Email:hindustantravelpuri@gmail.com	<b>7902/TSM dt.13.07.2015</b>
14	<b>M/s.Parikrama Travels</b>	Chakratirtha Road,Puri -752002 Tel :06752 229566 Mob : 988333351111 Email : travels.parikrama@ gmail.com	<b>7907/TSM dt.13.07.2015</b>
15	<b>M/s.Gandhara International</b>	C.T.Road,Puri-752002 Tel :06752 224623/222618 Email:gandhara@india.com	<b>7897/TSM dt.13.07.2015</b>




Sl. No.	Name of the Agency	Address	Govt. approval No. & Date
16	<b>M/s. Maa Shyamkali Tour &amp; Travel Agency</b>	Soudabad Sahi, Ballia Panda Infront of Sadhana Ashram, Puri -752001 Tel: 06752-231040 Mob :9040159940 Email:mahadevpat2080@gmail.com	<b>8373/TSM dt.25.08.2016</b>
17	<b>M/s. Kanha Travels</b>	Dolamandap Sahi,Puri-752001 Tel: 06752-229432	<b>8420/TSM dt.27.08.2016</b>
18	<b>M/s. Take Our Trip Travels</b>	CT Road, Puri Mobile : 9040082000 Email:reservation@takeourtrip.com	<b>12976/TSM dt.23.12.2016</b>
19	<b>M/s.Narayana Tour &amp; Travels</b>	Dandimala Sahi, Near Town Police Station ,Puri Mobile : 9938421864 Email : <a href="mailto:aminasa-who36@gmail.com">aminasa-who36@gmail.com</a>	<b>12973/TSM dt.23.12.2016</b>
20	<b>M/s.Dulcimer Tours</b>	Plot No. 927 ,Kumuti Sahi,Puri Mobile : 9439050039 Email:info@dulcimertours.com	<b>12968/TSM dt.23.12.2016</b>
<b>SUNDARGARH</b>			
1	<b>M/s. Trishakti Tour &amp; Travels</b>	Hospital Road, Sundargarh-770001 Mob: +91-9937106852/ 9861382493 E-mail: <a href="mailto:trishakti.sng@gmail.com">trishakti.sng@gmail.com</a>	<b>12955/TSM dt. 23.11. 2012</b>
2	<b>M/s. Subhadra Travels</b>	Sector-2,Bus stand, Rourkela-769006 Mob:+91- 9437168235	<b>7589/TSM dt.24.10.2009</b>
3	<b>M/s. Aryan Travels &amp; Service</b>	Gajapati Market, Ambagan, Raourkela-5, Dist.- Saundargarh, Pin-760995	<b>2649/TSM, dt.23.02.2013</b>
4	<b>M/s. Maa Travels</b>	Opposite Life line Hospital, Civil Township, Rourkela, Dist.- Saundargarh, Pin-769004	<b>2654/TSM dt.23.02.2013</b>
<b>DHENKANAL</b>			
1	<b>M/s. Hari Omm Travels</b>	Bus Stand(Amalapura), Dhenkanal, Odisha-759001 Ph: 06762-224235 Mob: +91-9437094144/9437728943 Email: <a href="mailto:saumyaprakashmishra09@gmail.com">saumyaprakashmishra09@gmail.com</a>	<b>12889/TSM dt.23.11. 2012</b>
<b>JAJPUR</b>			
1	<b>M/s. Kalinga Travels</b>	At/Po- Baragadia, Kalinga Nagar, Dist-Jajpur	<b>12910/TSM dt.23.11.2012</b>
2	<b>M/s.Pawan Putra Travels</b>	Infront of Police Station, Kacheri Road, Jajpur Town , Dist -Jajpur Mobile: 9861031828 Email: m9861031828@gmail.com	<b>12945/TSM dt.23.12.2016</b>
<b>KORAPUT</b>			
1	<b>M/s. Grace Tours &amp; Travels</b>	Red cross Stall , Infront of Sub-Collector Office,Koraput-764026 Tel: 06852 251399 /201499 Mobile: 9437102653/8895105277	<b>7924/TSM dt.13.07.2015</b>



Sl. No.	Name of the Agency	Address	Govt. approval No. & Date
2	<b>M/s.Kalinga Travels</b>	Bus Stand, Red Cross Building Infront of Sub-Collector Office At/Po/Dist : Koraput Tel :06852 251399 /201493 Email: gracetravelskrpu@gmail.com	<b>7924/TSM dt.13.07.2015</b>
3	<b>M/s.Vector Consultancy Services</b>	Sana Telli Sahi,Jeypore Dist: Koraput Pin :764001 Tel : 06852 231554 Mobile : 9437374218	<b>7929/TSM dt.13.07.2015</b>
<b>MAYURBHANJ</b>			
1	<b>M/s. Mayur Tours &amp; Travels</b>	Lalbazar, Ward No. IV, Baripada, Mayurbhanj-757001 Ph: 06792-253567 M: +91-9437218602 FAX: 06792-257163	<b>13221/TSM dt.27.11.2012 &amp; 3969/TSM dt.20.03.2013</b>
2	<b>M/s. OM SAI Travels</b>	New Sarali Bridge, Sungadia, Baripada, Mayurbhanj-757001 Ph: 06792- 252218 M:+91- 9937696638	<b>307/TSM dt.13.01.2011</b>
3	<b>M/s. Dev Tour &amp; Travels</b>	Bhanjpur,Baripada Dist- Mayurbhanj Mob: 9938172292 Email:devpnasannakan@gmail.com	<b>12961/TSM dt.23.12.2016</b>
<b>GANJAM</b>			
1	<b>M/s. Hindustan Tour &amp; Traveling Centre</b>	Centre Railway Station Road, Berhampur, Ganjam-760005 Ph: 06802-229083/ 2229894 M: 9437062432	<b>12894/TSM dt.23.11.2012</b>
2	<b>M/s. Shree Sai Chardham Travels</b>	H.O. : Railway Station Road, Opp. Special Circuit House, Berhampur -5, Ganjam, Odisha Tel-0680 2229998, 2229146 Mob- 9437065063 Email: <a href="mailto:chardham@rediffmail.com">chardham@rediffmail.com</a> , <a href="mailto:paryatanbharat@gmail.com">paryatanbharat@gmail.com</a> Website : www.chardhamtravels.com	<b>10716/TSM dt.03.12.2014</b>
3	<b>M/s. I S Travel World Pvt.Ltd.</b>	Main Road, Gandhi Nagar Berhampur-760001 Dist- Ganjam Tel :0680 2220426/240 Mob: 9437010542/9040173627 Email : info@isworld.in	<b>7914/TSM dt.13.07.2015</b>
<b>SAMBALPUR</b>			
1	<b>M/s. Jagannath Travel and Tours</b>	At /PO-Ainthapalli, Sambalpur-768004 Ph: 0663-2540748 M: +91-9337300055 FAX: 0663-2540848	<b>12960/TSM dt.23.11.2012</b>
2	<b>M/s. Safari House</b>	At/Po -Dhanupalli, Sambalpur-768005 Dist-Sambalpur Mob:9437051888 Email : safarilinkhouse@gmail.com	<b>11526/TSM dt.20.12.2014</b>



Sl. No.	Name of the Agency	Address	Govt. approval No. & Date
3	<b>M/s Nalini's Travels</b>	Main Road, Near Flyover, Budharaja Sambalpur-768004 Dist : Sambalpur Tel :0663 2400407/240240 Email : nalin1@sancharnet.in	<b>7919/TSM dt.13.07.2015</b>
<b>BARAGARH</b>			
1	<b>M/s. Vacation International Tours</b>	Bhatli Chowk, Near Rotary Public School, Baragarh-768028, Mob: 9238627440, Ph: 06646-247315	<b>12078/TSM dt.04.12.2013</b>
2	<b>M/s. Helios Tourism Pvt.Ltd</b>	Shop No.10 , Sarojini Complex Near Government Hospital, Atabira Baragarh-766027 Tel :9937068404 Email : info@heliostourism.com	<b>7313/TSM dt.26.06.2015</b>
<b>ANGUL</b>			
1	<b>M/s Abad Tours &amp; Travels</b>	At/Po-Nalco Nagar, Dist- Angul Tel: +91 6764 223095	<b>5332/TSM dt.20.06.2014</b>
<b>BALASORE</b>			
1	<b>M/s Discover Odisha</b>	Bhoisahi, Near Maa Budhi Mangala Temple, Contact No: 06782267337, 9437001017 email: discoverodisha@hotmail.com travelodisha@outlook.com	<b>7432/TSM dt.26.08.2019</b>
<b>BHADRAK</b>			
1	<b>M/s.Travelx</b>	At/Po -Chandbali Dist-Bhadrak Mobile-9937076645 Email: <a href="mailto:travelxorissa@gmail.com">travelxorissa@gmail.com</a>	<b>5134/TSM dt.27.04.2015</b>
<b>CUTTACK</b>			
1	<b>M/s. Srutee Travels</b>	Justice R.C.Pattnaik Lane,Biju Pattnaik Chhak, Po- Tulasipur,Cuttack-753008 Tel - 0671 2301772 Mob- 9437272272/9337372272 Email:sruteetravels@gmail.com	<b>7365/TSM dt.29.06.2015</b>



Chilika



### TOURISTS VISIT IN THE IDENTIFIED TOURIST CENTRES OF ODISHA (DISTRICT WISE)

Sl. No.	Name of the Tourist Centre	2019			2020			2021		
		Domestic	Foreign	Total	Domestic	Foreign	Total	Domestic	Foreign	Total
1	2	3	4	5	6	7	8	9	10	11
<b>ANGUL DISTRICT</b>										
1	Tikarpara	82257	20	82277	14996	-	14996	16879	-	16879
2	Talcher	41762	-	41762	12173	-	12173	13782	-	13782
3	Bhimkand	49314	-	49314	9223	-	9223	9946	-	9946
4	Deulajhari	126275	-	126275	23674	-	23674	26294	-	26294
5	Angul	181292	3015	184307	42960	119	43079	58575	59	58634
6	Banarpal	68581	-	68581	13345	-	13345	14751	-	14751
7	Rengali	93328	-	93328	17204	-	17204	18935	-	18935
8	Khuludi	96653	-	96653	16776	-	16776	19268	-	19268
9	Hingula Pitha	99896	-	99896	16531	-	16531	18957	-	18957
10	Handapa-Patrapada	48989	-	48989	8593	-	8593	9379	-	9379
11	Bulajhar	55673	-	55673	10765	-	10765	11843	-	11843
12	Binikei	58452	-	58452	11438	-	11438	12864	-	12864
13	Derjang	47915	-	47915	9079	-	9079	10736	-	10736
<b>BALASORE DISTRICT</b>										
1	Chandipur	995561	297	995858	491689	08	491697	561710	50	561760
2	Remuna	606069	33	606102	162301	14	162315	166358	-	166358
3	Chandaneswar	1649735	5	1649740	221639	2	221641	263444	-	263444

Sl. No.	Name of the Tourist Centre	2019			2020			2021		
		Domestic	Foreign	Total	Domestic	Foreign	Total	Domestic	Foreign	Total
1	2	3	4	5	6	7	8	9	10	11
4	Panchalingeswar	507213	88	507301	154303	16	154319	164168	5	164173
5	Talsari	321444	71	321515	138432	21	138453	140523	5	140528
6	Raibania	54827	-	54827	13612	-	13612	13925	-	13925
7	Bhusandeswar	193921	-	193921	39278	-	39278	40260	-	40260
8	Langaleswar	106921	-	106921	19569	-	19569	20058	-	20058
9	Balarangadi	718569	-	718569	110826	-	110826	113597	-	113597
10	Laxmananath	113176	-	113176	27731	-	27731	27837	-	27837
11	Balasure	409190	552	409742	178799	181	178980	180225	63	180288
12	Sajanagarh	96686	-	96686	26948	-	26948	27662	-	27662
13	Kasaphal	99848	-	99848	25014	-	25014	32580	-	32580
14	Ayodhya	100426	-	100426	24754	-	24754	25218	-	25218
15	Bardhanpur	76697	-	76697	18777	-	18777	19245	-	19245
16	Chasakhanda	88665	-	88665	23581	-	23581	24170	-	24170
17	Chowmukh Dagara	90143	11	90154	20191	1	20192	27689	1	27690
18	Tripsagadia	52039	-	52039	13816	-	13816	14161	-	14161
19	Kupari	181752	-	181752	43937	-	43937	44947	-	44947
20	Inchudi	42388	-	42388	12032	-	12032	12310	-	12310
21	Gud	80089	-	80089	15254	-	15254	15605	-	15605
22	Tudigadia	30472	-	30472	4450	-	4450	4552	-	4552



Sl. No.	Name of the Tourist Centre	2019			2020			2021		
		Domestic	Foreign	Total	Domestic	Foreign	Total	Domestic	Foreign	Total
1	2	3	4	5	6	7	8	9	10	11
<b>BARGARH DISTRICT</b>										
1	Bargarh	288258	304	288562	127510	1	127511	161360	-	161360
2	Nrusimhanath	604098	18	604116	136539	-	136539	260950	-	260950
3	Debrigarh	80795	61	80856	33263	6	33269	78450	-	78450
4	Devdartha	93462	-	93462	24509	-	24509	37050	-	37050
5	Gaisima	60913	-	60913	20020	-	20020	27185	-	27185
6	Ganiapali	16226	-	16226	5248	-	5248	10920	-	10920
7	Papanga	24258	-	24258	8734	-	8734	17425	-	17425
8	Barpali	146515	18	146533	34288	-	34288	57625	-	57625
9	Chikhili	13745	-	13745	5354	-	5354	11480	-	11480
10	Bindhyabasini Hill-Giri Gobardhan Pitha-Baselikelagarh	80254	-	80254	26593	-	26593	34515	-	34515
<b>BHADRAK DISTRICT</b>										
1	Aradi	1027942	-	1027942	230161	-	230161	235454	-	235454
2	Dhamnagar	177775	-	177775	30634	-	30634	31338	-	31338
3	Chandabali	231174	4	231178	45950	11	45961	47010	-	47010
4	Dhamra	148709	37	148746	49885	57	49942	51190	-	51190
5	Bhadrak	149199	542	149741	58276	88	58364	84848	58	84906
6	Guamal Nuasasan	40026	-	40026	8235	-	8235	8424	-	8424
7	Aharpada (Bhadrakali)	132239	-	132239	44379	-	44379	45400	-	45400

Sl. No.	Name of the Tourist Centre	2019			2020			2021		
		Domestic	Foreign	Total	Domestic	Foreign	Total	Domestic	Foreign	Total
1	2	3	4	5	6	7	8	9	10	11
<b>BALANGIR DISTRICT</b>										
8	Iswarpur (Dappanaikani)	38180	-	38180	9412	-	9412	9628	-	9628
9	Eram(Raktatirtha)	20596	-	20596	5741	-	5741	5873	-	5873
10	Saheed Nagar (Lunia)	18098	-	18098	3599	-	3599	4799	-	4799
11	Devi Patana Mangala & Devi Barahi	38149	-	38149	8477	-	8477	16259	-	16259
12	Gohiratikiri	20342	-	20342	5023	-	5023	5138	-	5138
<b>BALANGIR DISTRICT</b>										
1	Harishankar	697028	55	697083	184819	-	184819	324610	-	324610
2	Patnagarh	235975	22	235997	65512	-	65512	86760	-	86760
3	Ranipur-Jharial	176237	46	176283	45621	-	45621	74235	-	74235
4	Jogisarada	142872	-	142872	39646	-	39646	47350	-	47350
5	Turekela	59375	-	59375	21092	-	21092	30520	-	30520
6	Saintala	116487	-	116487	37298	-	37298	50435	-	50435
7	Balangir	744106	237	744343	188268	9	188277	292980	-	292980
8	Gaikhai MIP	14313	-	14313	5291	-	5291	15255	-	15255
9	Bhimadunguri	94105	-	94105	26789	-	26789	54700	-	54700
10	Kumuda Pahad	165275	-	165275	48366	-	48366	78170	-	78170
<b>BOUDH DISTRICT</b>										
1	Boudh	87683	-	87683	9384	-	9384	10725	-	10725
2	Charisambhu	118527	-	118527	13582	-	13582	15751	-	15751



Sl. No.	Name of the Tourist Centre	2019			2020			2021		
		Domestic	Foreign	Total	Domestic	Foreign	Total	Domestic	Foreign	Total
1	2	3	4	5	6	7	8	9	10	11
3	Charichhak	81871	-	81871	8397	-	8397	9643	-	9643
<b>CUTTACK DISTRICT</b>										
1	Cuttack	1093913	507	1094420	272389	25	272414	307324	-	307324
2	Lalitgiri	47809	367	48176	19924	186	20110	16912	5	16917
3	Ansupa	92124	20	92144	28901	4	28905	57066	-	57066
4	Banki	260504	-	260504	63643	-	63643	75623	-	75623
5	Bhattanika	221189	-	221189	59867	-	59867	78012	-	78012
6	Choudwar	160593	-	160593	46773	-	46773	86382	-	86382
7	Dhableswar	887555	-	887555	103484	-	103484	229149	-	229149
8	Naraj	110369	-	110369	30927	-	30927	46282	-	46282
9	Niali Madhab	92393	-	92393	32305	-	32305	33112	-	33112
10	Chhapchikana	91795	-	91795	28338	-	28338	30810	-	30810
11	Singhanath	106318	-	106318	29666	-	29666	32155	-	32155
12	Amgeikuda	89941	-	89941	25383	-	25383	25763	-	25763
13	Kakudiapada	108684	-	108684	36247	-	36247	37628	-	37628
14	Kukudanga	62724	-	62724	25497	-	25497	28674	-	28674
15	Satakosia	85800	15	85815	32943	5	32948	43523	-	43523
16	Paramahansa	136106	-	136106	42673	-	42673	51071	-	51071
17	Nemala	267716	-	267716	58577	-	58577	65139	-	65139



Sl. No.	Name of the Tourist Centre	2019			2020			2021		
		Domestic	Foreign	Total	Domestic	Foreign	Total	Domestic	Foreign	Total
1	2	3	4	5	6	7	8	9	10	11
18	Deojhar	65718	-	65718	23810	-	23810	38556	-	38556
19	Jayapur(Pragalapitha)	71781	-	71781	26092	-	26092	32146	-	32146
20	Damadamunipitha	61089	-	61089	23679	-	23679	26070	-	26070
21	Sapanpur	85357	-	85357	33610	-	33610	24808	-	24808
22	Maninag Cave( Jauluka Hill)	45227	-	45227	15875	-	15875	24865	-	24865
23	Prasanna Purusottam Dev(Tigria)	60284	-	60284	23672	-	23672	28977	-	28977
24	Swapneswar Dev(Sankhamari)	49907	-	49907	23716	-	23716	28070	-	28070
25	Sri Sri Ramanath Dev & Baidyanath Dev	71154	-	71154	25601	-	25601	27403	-	27403
26	Baladev Jew & Hanuman Jew(Umar)	52154	-	52154	20378	-	20378	27315	-	27315
27	Maa Dhakulei Pitha	74886	-	74886	30626	-	30626	31024	-	31024
28	Satyabhamapur	62038	-	62038	23515	-	23515	23868	-	23868
<b>DEOGARH DISTRICT</b>										
1	Pradhanpat (Deogarh)	268845	-	268845	98405	-	98405	192535	-	192535
2	Kailash	16112	-	16112	5787	-	5787	11880	-	11880
<b>DHENKANAL DISTRICT</b>										
1	Kapilas	881749	-	881749	131441	-	131441	133655	-	133655
2	Joranda	690579	8	690587	619551	-	619551	627605	-	627605
3	Dhenkanal	82760	588	83348	12197	3	12200	15481	-	15481
4	Saptasajya	120491	-	120491	22662	-	22662	24816	-	24816





Sl. No.	Name of the Tourist Centre	2019			2020			2021		
		Domestic	Foreign	Total	Domestic	Foreign	Total	Domestic	Foreign	Total
1	2	3	4	5	6	7	8	9	10	11
5	Saranga	52992	-	52992	10575	-	10575	12134	-	12134
6	Kualo	46026	-	46026	8196	-	8196	9352	-	9352
7	Ladagarh	58773	-	58773	10559	-	10559	11768	-	11768
8	Ramial	50864	-	50864	10155	-	10155	11483	-	11483
9	Bhuban	135575	-	135575	23504	-	23504	25374	-	25374
10	Brahmapura	75248	-	75248	14150	-	14150	15467	-	15467
11	Sapura	33669	-	33669	6608	-	6608	7299	-	7299
<b>GAJAPATI DISTRICT</b>										
1	Paralakhemundi	157503	10	157513	35370	-	35370	38457	-	38457
2	Mahendragiri	117756	-	117756	22814	-	22814	25363	-	25363
3	Harabhangi	51337	-	51337	10417	-	10417	11784	-	11784
4	Gandahati	47862	-	47862	8837	-	8837	10248	-	10248
5	Jeerango & Khasada Water fall	38678	-	38678	7766	-	7766	9562	-	9562
<b>GANJAM DISTRICT</b>										
1	Gopalpur	437033	1813	438846	128729	280	129009	133467	10	133477
2	Taptapani	149630	14	149644	31490	-	31490	32633	-	32633
3	Chilika (Rambha)	102738	30	102768	19303	26	19329	20756	-	20756
4	Narayani	162516	-	162516	30435	-	30435	32274	-	32274
5	Nirmaljar	80432	-	80432	14680	-	14680	15981	-	15981
6	Taratarni	496741	-	496741	108723	-	108723	111544	-	111544

Sl. No.	Name of the Tourist Centre	2019			2020			2021		
		Domestic	Foreign	Total	Domestic	Foreign	Total	Domestic	Foreign	Total
1	2	3	4	5	6	7	8	9	10	11
7	Buguda	119657	-	119657	14624	-	14624	17489	-	17489
8	Jaugath	38973	-	38973	7545	-	7545	8832	-	8832
9	Aryapalli	68618	-	68618	11294	-	11294	13675	-	13675
10	Berhampur	737783	636	738419	176945	10	176955	181697	-	181697
11	Girisola	59485	-	59485	11535	-	11535	12731	-	12731
12	Kulad	78939	-	78939	14279	-	14279	15696	-	15696
13	Mahunikalua	135294	-	135294	21621	-	21621	23241	-	23241
14	Mantridi	167825	-	167825	30917	-	30917	32476	-	32476
15	Athagarhpatta	46347	-	46347	8563	-	8563	9717	-	9717
16	Huma Kantiagada	50653	-	50653	8966	-	8966	10693	-	10693
17	Pati Sonapur	53269	-	53269	10581	-	10581	12862	-	12862
18	Potagarh	68882	-	68882	12732	-	12732	14194	-	14194
19	Ujjaleswar Ghodahad Dam	96741	-	96741	14851	-	14851	16658	-	16658
20	Antarapada	59875	-	59875	11231	-	11231	13435	-	13435
21	Humari Tampara	69678	-	69678	12962	-	12962	15829	-	15829
22	Nijabankeswari	40216	-	40216	8233	-	8233	9988	-	9988
<b>JAGATSINGHPUR DISTRICT</b>										
1	Paradeep	542340	2394	544734	238922	172	239094	248352	277	248629
2	Jhankad	553224	-	553224	155984	-	155984	286364	-	286364
3	Jagatsinghpur	116113	-	116113	39945	-	39945	55391	-	55391



Sl. No.	Name of the Tourist Centre	2019			2020			2021		
		Domestic	Foreign	Total	Domestic	Foreign	Total	Domestic	Foreign	Total
1	2	3	4	5	6	7	8	9	10	11
4	Gadakuja	175668	-	175668	50998	-	50998	51660	-	51660
5	Paradeepgarh	76790	-	76790	45405	-	45405	46086	-	46086
6	Chandpur	60250	-	60250	21488	-	21488	21767	-	21767
7	Siali Beach	62369	-	62369	21032	-	21032	39981	-	39981
<b>JAJPUR DISTRICT</b>										
1	Jajpur	338063	1221	339284	82697	73	82770	117121	41	117162
2	Ratnagiri and Udayagiri	77059	1041	78100	12733	243	12976	15169	14	15183
3	Mahavinayak	219407	-	219407	57996	-	57996	92239	-	92239
4	Chandikhol	230250	-	230250	60229	-	60229	73753	-	73753
5	Ashokjhar	100707	-	100707	35889	-	35889	47701	-	47701
6	Vyas Sarobar	162922	-	162922	40595	-	40595	41103	-	41103
7	Gokarnika	141186	-	141186	44244	-	44244	44908	-	44908
8	Chhatia	209218	-	209218	64670	-	64670	174302	-	174302
9	Kuransa	107499	-	107499	37756	-	37756	41371	-	41371
10	Satyapira	80689	-	80689	26045	-	26045	26436	-	26436
11	Singhapur	93625	-	93625	32769	-	32769	35391	-	35391
12	Baruneswarpitha	167973	-	167973	41948	-	41948	43065	-	43065
13	Patharajpur	39165	-	39165	13473	-	13473	17672	-	17672
14	Langudi	35660	10	35670	14979	-	14979	23133	-	23133
15	Abhimanyu Samanta Singhar Smruti Pitha	32168	-	32168	10756	-	10756	15232	-	15232
16	Neulapur-Tarapur-Deuli-Panturi	30019	-	30019	9619	-	9619	17065	-	17065

Sl. No.	Name of the Tourist Centre	2019			2020			2021		
		Domestic	Foreign	Total	Domestic	Foreign	Total	Domestic	Foreign	Total
1	2	3	4	5	6	7	8	9	10	11
17	Vajragiri-Galagali Sankha-Kantigadia	30921	-	30921	11096	-	11096	16598	-	16598
18	Kayama-Radhanagar	30417	-	30417	12699	-	12699	17998	-	17998
19	Olasuni-Gangi Hill	290125	-	290125	90781	-	90781	124163	-	124163
<b>JHARSUGUDA DISTRICT</b>										
1	Vikramkhol	5712	20	5732	2053	-	2053	5390	-	5390
2	Jharsuguda	353625	5170	358795	129620	158	129778	244695	12	244707
3	Gujapahar	49475	27	49502	17016	-	17016	39975	-	39975
4	Kuilighugar	90415	77	90492	29710	-	29710	114935	-	114935
5	Pikalghugar	16826	-	16826	4922	-	4922	15780	-	15780
<b>KALAHANDI DISTRICT</b>										
1	Ampani	56673	-	56673	20362	-	20362	30315	-	30315
2	Phurlijharan	54425	-	54425	25372	-	25372	70775	-	70775
3	Karlapat	25065	-	25065	8903	-	8903	20200	-	20200
4	Asurgarh	20624	-	20624	6656	-	6656	16005	-	16005
5	Belkhandi	33912	-	33912	10707	-	10707	23040	-	23040
6	Gudahandi	25354	-	25354	8845	-	8845	20705	-	20705
7	Junagarh	62805	-	62805	23656	-	23656	47560	-	47560
8	Bhawaniapatna	211247	290	211537	74865	-	74865	148645	-	148645
9	Thuamul-Rampur	46115	-	46115	16747	-	16747	39765	-	39765
10	Amatgarh	25745	-	25745	8622	-	8622	18635	-	18635
11	Dharmagarh	56415	-	56415	19642	-	19642	39195	-	39195
12	Jakam	17608	-	17608	6846	-	6846	12565	-	12565



Sl. No.	Name of the Tourist Centre	2019			2020			2021		
		Domestic	Foreign	Total	Domestic	Foreign	Total	Domestic	Foreign	Total
1	2	3	4	5	6	7	8	9	10	11
13	Mardiguda	18965	-	18965	5935	-	5935	14525	-	14525
14	Rabandarh	18745	-	18745	8927	-	8927	24365	-	24365
15	Sapagaranda	18919	-	18919	6512	-	6512	13310	-	13310
16	Talguda	14065	-	14065	5163	-	5163	10295	-	10295
17	Kusurla	17875	-	17875	6114	-	6114	13015	-	13015
<b>KANDHAMAL DISTRICT</b>										
1	Daringibadi	104739	-	104739	14674	-	14674	16986	-	16986
2	Chakapada	95855	-	95855	9753	-	9753	10973	-	10973
3	Putudi	50642	-	50642	5396	-	5396	6834	-	6834
4	Balaskumpa	71591	-	71591	7548	-	7548	8762	-	8762
5	Belghar	10374	-	10374	1879	-	1879	3055	-	3055
6	Phulbani	135892	594	136486	18637	-	18637	20349	-	20349
<b>KENDRAPARA DISTRICT</b>										
1	Kendrapara	311802	30	311832	58395	-	58395	113577	-	113577
2	Bhitarikanika	59277	272	59549	57368	101	57469	72942	-	72942
3	Aul (Ali)	162513	-	162513	48776	-	48776	49507	-	49507
4	Tamala Sasan	99302	-	99302	32726	-	32726	33151	-	33151
5	Santhpura	70360	-	70360	24166	-	24166	25774	-	25774
6	Gadadharpitha	42585	-	42585	17966	-	17966	22291	-	22291
7	Karteswar Matha	33682	-	33682	18382	-	18382	18769	-	18769
8	Sakhibata	33904	-	33904	16643	-	16643	22349	-	22349
9	Kudanagari	37587	-	37587	15849	-	15849	23314	-	23314
10	Andhabara	33855	-	33855	12734	-	12734	18895	-	18895

Sl. No.	Name of the Tourist Centre	2019			2020			2021		
		Domestic	Foreign	Total	Domestic	Foreign	Total	Domestic	Foreign	Total
1	2	3	4	5	6	7	8	9	10	11
11	Goteswar Pitha	30369	-	30369	11126	-	11126	18271	-	18271
12	Hukitola & Batighar	65175	-	65175	24949	-	24949	37209	-	37209
<b>KEONJHAR DISTRICT</b>										
1	Sitabinji	190462	-	190462	36220	-	36220	44681	-	44681
2	Sanaghagara	304733	13	304746	101059	5	101064	165876	-	165876
3	Badaghagara	99724	-	99724	38538	-	38538	39117	-	39117
4	Khandadhar	113182	-	113182	40289	-	40289	40894	-	40894
5	Gonasika	111562	5	111567	41507	-	41507	42129	-	42129
6	Murgamahadev	154121	-	154121	59535	-	59535	60309	-	60309
7	Ghatagaon	661675	-	661675	171759	-	171759	174813	-	174813
8	Handibhanga	78619	-	78619	32187	-	32187	32605	-	32605
9	Deogaon-Koshaleswar	154893	-	154893	58144	-	58144	59016	-	59016
10	Keonjhar	221715	189	221904	78490	42	78532	79710	03	79713
11	Gundichaghari	75649	-	75649	30717	-	30717	31177	-	31177
12	Hadagada	75246	-	75246	28016	-	28016	28436	-	28436
13	Kanjipani	61773	-	61773	19636	-	19636	19930	-	19930
14	Podasingidi (Garh Chandi Chakratirth.)	63429	-	63429	21757	-	21757	22083	-	22083
15	Rajnagar	44853	-	44853	15662	-	15662	15896	-	15896
16	Sarai( Keshari Kunda)	186142	-	186142	68104	-	68104	69125	-	69125
<b>KHORDHA DISTRICT</b>										
1	Bhubaneswar	3214376	42104	3256480	1068999	5192	1074191	1692322	1343	1693665



Sl. No.	Name of the Tourist Centre	2019			2020			2021		
		Domestic	Foreign	Total	Domestic	Foreign	Total	Domestic	Foreign	Total
1	2	3	4	5	6	7	8	9	10	11
2	Dhauri	1180934	11625	1192559	319076	2631	321707	325889	197	326086
3	Khandagiri & Udayagiri	323582	3184	326766	106392	787	107179	89492	42	89534
4	Nandankanan	2810567	1158	2811725	947170	406	947576	1506655	284	1506939
5	Atri	194453	-	194453	58022	-	58022	59079	-	59079
6	Banpur	168208	-	168208	49751	-	49751	75838	-	75838
7	Barunei	192831	-	192831	55260	-	55260	61997	-	61997
8	Bhusandapur	152583	-	152583	42930	-	42930	63428	-	63428
9	Chilika (Barkul)	394954	2146	397100	107597	613	108210	129080	64	129144
10	Hirapur	89934	246	90180	28012	137	28149	36658	-	36658
11	Jayadev Kenduli	108992	-	108992	37825	-	37825	38392	-	38392
12	Gadamanatri	136502	-	136502	33559	-	33559	42676	-	42676
13	Rameswar	84419	-	84419	31793	-	31793	33521	-	33521
14	Mandangiri(Mundiapada)	63958	-	63958	23909	-	23909	29902	-	29902
15	Koshalasuni Thakuranipitha	82625	-	82625	30141	-	30141	30601	-	30601
16	Salia Dam-Berbara Hills	46946	-	46946	18783	-	18783	32366	-	32366
17	Balipatna (Shisu Anantapitha )	60174	-	60174	25469	-	25469	34979	-	34979
18	Shree Ananta Purusottam Dev(Jagulaipatna)	32938	-	32938	14806	-	14806	28667	-	28667
19	Sankat Mochan Mahavir Temple	30464	-	30464	15994	-	15994	25441	-	25441
<b>KORAPUT DISTRICT</b>										
1	Gupteswar	517821	263	518084	189268	-	189268	196248	-	196248
2	Suai	38096	153	38249	11199	-	11199	19025	-	19025

Sl. No.	Name of the Tourist Centre	2019			2020			2021		
		Domestic	Foreign	Total	Domestic	Foreign	Total	Domestic	Foreign	Total
1	2	3	4	5	6	7	8	9	10	11
3	Nandapur	112095	307	112402	37807	35	37842	120375	-	120375
4	Duduma	62465	1287	63752	29116	293	29409	111375	-	111375
5	Sunabeda	98712	361	99073	30710	41	30751	76150	-	76150
6	Jalaput	27955	-	27955	9995	-	9995	23045	-	23045
7	Koraput	176305	1304	177609	55611	293	55904	119930	-	119930
8	Bagra( Upper Kolab Dam)	52135	82	52217	20948	-	20948	58285	-	58285
9	Deomali	62458	284	62742	29928	41	29969	141450	-	141450
10	Gulmi	44115	-	44115	16965	-	16965	51060	-	51060
11	Kechla	19435	-	19435	7032	-	7032	17845	-	17845
12	Raja Cave	7625	-	7625	3263	-	3263	7755	-	7755
13	Balda Cave	14975	-	14975	5495	-	5495	16080	-	16080
<b>MALKANGIRI DISTRICT</b>										
1	Balimela	21394	-	21394	7714	-	7714	26365	-	26365
2	Chittrakonda	23147	-	23147	10763	-	10763	34715	-	34715
3	Malkangiri	62273	6	62279	29884	1	29885	62115	-	62115
4	Motu	26573	-	26573	9539	-	9539	25840	-	25840
5	Satiguda	75692	-	75692	28581	-	28581	75505	-	75505
6	Rajarani Bandha	5334	-	5334	1895	-	1895	2695	-	2695
<b>MAYURBHANJ DISTRICT</b>										
1	Similipal	32710	24	32734	48052	49	48101	48822	1	48823
2	Khiching	264414	2	264416	106167	-	106167	107760	-	107760
3	Haripur	70229	-	70229	15930	-	15930	16138	-	16138
4	Jashipur	79621	9	79630	29532	28	29560	30673	-	30673



Sl. No.	Name of the Tourist Centre	2019			2020			2021		
		Domestic	Foreign	Total	Domestic	Foreign	Total	Domestic	Foreign	Total
1	2	3	4	5	6	7	8	9	10	11
5	Kuliana	48237	-	48237	18173	-	18173	18445	-	18445
6	Kuchai	45463	-	45463	18063	-	18063	18334	-	18334
7	Baripada	198895	68	198963	58130	27	58157	106650	-	106650
8	Deokund	205040	2	205042	71803	4	71807	72884	-	72884
9	Bangiriposi	62547	5	62552	21087	-	21087	24197	-	24197
10	Jamsola	78582	8	78590	39071	-	39071	39657	-	39657
11	Bhimkund	150127	13	150140	48850	-	48850	69156	-	69156
12	Bisoi	58372	-	58372	16741	-	16741	16954	-	16954
13	Manatri	105247	-	105247	28758	-	28758	39746	-	39746
14	Rairangpur	89697	-	89697	28785	-	28785	33619	-	33619
15	Samibrukhyia	62296	-	62296	18396	-	18396	18754	-	18754
16	Suleipat	72857	-	72857	20016	-	20016	24219	-	24219
17	Meru Matha	45747	-	45747	6316	-	6316	7410	-	7410
18	Alkudar	28930	-	28930	7191	-	7191	13734	-	13734
19	Sitakunda	36462	2	36464	9984	4	9988	26560	-	26560
<b>NAWAPARA DISTRICT</b>										
1	Patalganga	41846	-	41846	11796	-	11796	34500	-	34500
2	Yogimatha	18985	-	18985	5991	-	5991	9635	-	9635
3	Budhikomna	24508	-	24508	8471	-	8471	16330	-	16330
4	Nawapara	65294	-	65294	23578	-	23578	49250	-	49250
5	Patora	53057	-	53057	23018	-	23018	62960	-	62960
6	Sindursil	21805	-	21805	7566	-	7566	10890	-	10890
7	Thipakhhol	17072	-	17072	6260	-	6260	10430	-	10430



Sl. No.	Name of the Tourist Centre	2019			2020			2021		
		Domestic	Foreign	Total	Domestic	Foreign	Total	Domestic	Foreign	Total
1	2	3	4	5	6	7	8	9	10	11
<b>NAWARANGPUR DISTRICT</b>										
1	Papadahandi	220465	13	220478	57096	-	57096	90568	-	90568
2	Nawarangpur	91321	202	91523	36761	-	36761	77760	-	77760
3	Umerkote	50998	-	50998	16746	-	16746	39500	-	39500
4	Kelia	166294	-	166294	57614	-	57614	96000	-	96000
5	Podagarh	18015	-	18015	6335	-	6335	15280	-	15280
<b>NAYAGARH DISTRICT</b>										
1	Kantilo	216303	-	216303	64372	-	64372	90568	-	90568
2	Baramul	64322	-	64322	28989	-	28989	41904	-	41904
3	Nilakandar	64866	-	64866	30660	-	30660	37310	-	37310
4	Odagaon	348867	-	348867	94511	-	94511	94767	-	94767
5	Saranikul	208420	-	208420	62127	-	62127	95550	-	95550
6	Nayagarh	159248	-	159248	53226	-	53226	80020	-	80020
7	Jamupatna	227854	-	227854	69314	-	69314	70748	-	70748
8	Ranapur	158849	-	158849	49628	-	49628	51895	-	51895
9	Kuanria	174182	-	174182	45074	-	45074	46246	-	46246
10	Kuturi	66422	-	66422	28765	-	28765	33546	-	33546
11	Udayapur	54351	-	54351	23898	-	23898	24791	-	24791
12	Sidhamula (Gokulananda Pitha)	82768	-	82768	34749	-	34749	42236	-	42236
13	Panchupallipargana	42190	-	42190	16517	-	16517	27086	-	27086
14	Jogi-Jogiani	40511	-	40511	16570	-	16570	25183	-	25183




Sl. No.	Name of the Tourist Centre	2019			2020			2021		
		Domestic	Foreign	Total	Domestic	Foreign	Total	Domestic	Foreign	Total
1	2	3	4	5	6	7	8	9	10	11
<b>PURI DISTRICT</b>										
1	Puri (Hotel Occupancy) (Day visitors)	4853954 13441996	37534 37534	4891188 13479530	1564098 3324762	2838 3071	1566936 3327833	1052878 5272600	190 400	1053068 5273000
2	Konark (A.S.I.entry ticket) ( Day visitors )	2147026 4300918	5670 7499	2152696 4308417	753141 1456000	1994 2399	755135 1458399	729959 2319450	131 70	730090 2319520
3	Chilika (Satapara)	251232	1545	252777	81000	677	81677	102670	-	102670
4	Biswanath Hill	142803	-	142803	41680	-	41680	43840	-	43840
5	Kakatpur	563932	-	563932	64350	-	64350	125650	-	125650
6	Astaranga	89815	-	89815	23245	-	23245	31592	-	31592
7	Kuruma	70646	-	70646	17397	-	17397	30080	-	30080
8	Satyabadi	561869	1199	563068	167010	286	167296	266750	-	266750
9	Baliharachandi	206621	-	206621	63760	-	63760	78790	-	78790
10	Balighai	95040	1112	96152	32348	321	32669	41200	-	41200
11	Chaurasi	89572	-	89572	24450	-	24450	32991	-	32991
12	Raghurajpur	158613	2330	160943	44542	674	45216	65220	-	65220
13	Brahmagiri	312057	-	312057	53728	-	53728	73700	-	73700
14	Pipili	475128	2880	478008	162723	809	163532	288800	-	288800
15	Ramachandi	362430	2198	364628	137880	818	138698	194200	-	194200
16	Beleswar	123105	243	123348	34250	63	34313	36410	-	36410
17	Jahaniapira	112730	11	112741	42222	-	42222	42855	-	42855
18	Baligaon	90643	-	90643	22478	-	22478	23820	-	23820
19	Baral (Balunkeswar Pitha)	123241	-	123241	22727	-	22727	29205	-	29205
20	Manikapatna	69055	-	69055	17302	-	17302	21742	-	21742

Sl. No.	Name of the Tourist Centre	2019			2020			2021		
		Domestic	Foreign	Total	Domestic	Foreign	Total	Domestic	Foreign	Total
1	2	3	4	5	6	7	8	9	10	11
21	Maa Mangala Temple (Matrusakti Pitha)	162420	-	162420	13880	-	13880	17790	-	17790
<b>RAYAGADA DISTRICT</b>										
1	Devagiri	156355	-	156355	54719	-	54719	55540	-	55540
2	Hatipathar (Raygada)	265010	2598	267608	93575	188	93763	162790	-	162790
3	Padmapur	127432	-	127432	35662	-	35662	47645	-	47645
4	Chatikona	254781	1240	256021	81955	188	82143	125605	-	125605
5	Bissam Cuttack	42490	684	43174	12483	-	12483	26080	-	26080
6	Minajhola	59778	-	59778	20218	-	20218	22620	-	22620
7	Niyngiri Hills	14715	-	14715	4854	-	4854	12390	-	12390
<b>SAMBALPUR DISTRICT</b>										
1	Sambalpur	528219	1330	529549	122021	60	122081	354455	-	354455
2	Hirakud	408411	132	408543	117655	14	117669	324260	-	324260
3	Ushakothi	5795	3	5798	2147	-	2147	6075	-	6075
4	Huma	349652	112	349764	88229	14	88243	223915	-	223915
5	Chipilima	214952	74	215026	77984	14	77998	164145	-	164145
6	Gudguda	81935	-	81935	34633	-	34633	113475	-	113475
7	Kandhara	13565	-	13565	4462	-	4462	9345	-	9345
<b>SUBARNAPUR DISTRICT</b>										
1	Charada	136817	-	136817	35913	-	35913	39370	-	39370
2	Binika (Papakshyaghata)	207239	-	207239	52941	-	52941	68220	-	68220
3	Sonepur	283645	171	283816	92586	-	92586	157240	-	157240
4	Khaliapali	30968	-	30968	8863	-	8863	18440	-	18440






Sl. No.	Name of the Tourist Centre	2019			2020			2021		
		Domestic	Foreign	Total	Domestic	Foreign	Total	Domestic	Foreign	Total
1	2	3	4	5	6	7	8	9	10	11
5	Chandalipat Puja Dunguri	25357	-	25357	8279	-	8279	14405	-	14405
6	Kota Samalai	50585	-	50585	19666	-	19666	36705	-	36705
7	Chudakhai Pahad	23110	-	23110	7361	-	7361	8670	-	8670
<b>SUNDARGARH DISTRICT</b>										
1	Rourkela	1048825	5065	1053890	303762	118	303880	308875	225	309100
2	Junagarh	61885	-	61885	20266	-	20266	20569	-	20569
3	Vedvyas	856463	-	856463	260200	-	260200	264103	-	264103
4	Ushakothi	49335	-	49335	21290	-	21290	25385	-	25385
5	Mandira Dam	208155	-	208155	73765	-	73765	76594	-	76594
6	Khandadhar	287153	-	287153	98215	-	98215	99490	-	99490
7	Deodarah	90557	-	90557	30535	-	30535	30930	-	30930
8	Ghogar	341865	-	341865	112911	-	112911	114605	-	114605
9	Darjeeing	100754	-	100754	34362	-	34362	34877	-	34877
10	Miriglotah	63449	-	63449	20149	-	20149	22112	-	22112
11	Chhatrhill	39346	-	39346	11385	-	11385	12165	-	12165
12	Sundargarh	71588	709	72297	27554	7	27561	34370	-	34370
13	Amco-Simco	16649	-	16649	3227	-	3227	4269	-	4269





**ODISHA**  
INDIA'S BEST KEPT SECRET.

Department of Tourism, Govt. of Odisha, Paryatan Bhawan, Lewis Road  
Bhubaneswar - 751014, Ph: 0674 - 2432177/ 2431896, Fax: 0674 - 2430887  
[info@odishatourism.gov.in](mailto:info@odishatourism.gov.in) | [www.odishatourism.gov.in](http://www.odishatourism.gov.in)

 [odishatourismofficial](https://www.facebook.com/odishatourismofficial)  [odishatourismofficial](https://www.instagram.com/odishatourismofficial)  [odisha\\_tourism](https://twitter.com/odisha_tourism)