





Government of Odisha



ODISHA
INDIA'S BEST KEPT SECRET.

STATISTICAL BULLETIN 2022

DEPARTMENT OF TOURISM, GOVERNMENT OF ODISHA

 [odishatourismofficial](#)  [odishatourismofficial](#)  [odisha_tourism](#)




Source of Data

The Statistics contained in the publication are compiled from the data collected from various Tourist offices of Tourism Department, Airlines, ASI, Forest Department, Hospitality Units etc.

FOREWORD

The Statistical Bulletin-2022 provides an overview of Odisha's tourism and hospitality sector by offering insights into the government's focus areas through tourist visits, hospitality accommodation related information, budgeted outlays and expenditures. The report is a compilation of tourist data drawn from various sources that has been analyzed on the basis of season of arrival, mode of transport, country-wise & state-wise break-up of tourists, tourist arrival to the State etc. An estimate of earnings through tourism and employment generated thereof have also been given. The chapter "HIGHLIGHTS" gives a summary on the important aspects of the report. I hope this will be an indicative resource manual for research students, scholars, academicians, planners and others interested in Travel and Tourism Industry.



Shri Sachin R Jadhav, IAS
Director Tourism, Govt. of Odisha

Blue Flag Beach, Puri



CONTENTS

SL.No.	SUBJECT	PAGE
1	Highlights	7
2	Tourist Visits in Odisha	8
	A. Tourist Visits (Domestic & Foreign)	9
	B. Foreign Tourist Visits in Odisha	9
	C. Domestic Tourist Visits in Odisha	10
3	D. Month wise Tourist Visits in Odisha	10
	Tourist Visits in Odisha during Ten Years (Shown in Graphically)	10
	A. Calendar Year wise	12
	B. Financial Year wise	12
4	Domestic Tourist visits in Odisha (Calendar year/Financial year)	14
5	World-India-Odisha Tourist Arrival	14
6	Country wise Break-up of Foreign Tourists visiting the State	16
7	State wise Break-up of Domestic Tourists visiting the State	20
8	Tourists Arrival by Air	22
9	Hotel Statistics	24
	A. District wise Hotel position	25
	B. Place wise Hotel position	31
	C. Year wise Hotel position	31
10	List of Star Hotels in Odisha	32
11	District wise places and category wise Hotels in Odisha	34
12	Inflow of Money through Tourist Spending (Expenditure) in Odisha	40
13	Identified Tourist Centers in Odisha	44
14	Accommodation Units operated by Tourism Department & tariff thereof	47
15	Accommodation Units operated by OTDC	48
16	Tariff of OTDC Accommodation Units	49
17	How to Book Panthanivas	53
18	Average Percentage of Hotel Occupancy	54
19	Address of Govt. of Odisha Tourist Offices	56
20	Highlights of Tourist Profile Survey of 2018-19	60
21	List of Excursion Agencies Recognised by the Tourism Dept.	62
22	Tourists visit to the Identified Tourist Centers of Odisha	66



HIGHLIGHTS

A. Tourist Visits during 2022

Domestic	Foreign	Total	% Change
7867909	22121	7890030	(+)110.71%

B. Seasonal Pattern of Tourist visits during 2022

Peak Season	Domestic	Foreign	Total
(January-March and October-December)	4036875	13208	4050083
Lean Season			
(April- September)	3831034	8913	3839947
Total	7867909	22121	7890030

C. Mode of Arrival of Tourist during 2022

Mode	Domestic	Foreign	Total
Air	1576951	6257	1583208

D. Tourist Generating Areas during 2022

Foreign : Maximum from USA
 Domestic : Maximum from West Bengal

E. Monthly Tourist inflow during 2022

	Maximum	Minimum
Domestic	December : 923843	June : 472747
Foreign	October: 4868	January : 155

F. Foreign Tourist Arrival during 2022(Odisha vis-a-vis India)

India	Odisha	Share
6191399(p)	22121	0.36

G. Hotel Position in Odisha at the end of 2022

Category of Hotels	No. of Hotels	No. of Rooms	No. of Beds
High Spending Group (HSG)	407	14240	29994
Middle Spending Group (MSG)	637	12737	26251
Low Spending Group (LSG)	1163	19464	37519
Total	2207	46441	93764

H. Inflow of Money through Tourist Spending (Expenditure) in Odisha during 2022

(Rs. in Crore)

Domestic	Foreign	Total
7833.48	92.20	7925.68



TOURIST VISITS IN ODISHA

A. Tourist Visits (Domestic & Foreign)

	2020	2021	2022
(a) Visits during the whole year	46,32,479	37,44,490	78,90,030
* Increase/decrease	(-)1,07,90,286	(-)8,87,989	(+)41,45,540
* Change in Percentage	(-)70.02%	(-)19.17%	(+)110.71%
(b) Visits during January-June	38,15,598	15,60,294	34,42,287
*Increase/decrease	(-)29,05,191	(-)22,55,304	(+)18,81,993
* Change in percentage	(-)43.23%	(-)59.10%	(+)120.62%
(c) Visits during July-December	8,16,881	21,84,196	44,47,743
* Increase/decrease	(-)78,85,095	13,67,315	(+)22,63,547
* Change in percentage	(-)90.61%	167.38%	(+)103.63
(d) Visits during January-March & October-December (Peak Period)	38,15,598	32,04,851	40,50,083
* Increase/decrease	(-)61,70,710	(-)6,10,747	(+)8,45,232
* Change in percentage	(-)61.80%	(-)16.00%	(+)26.37%
(e) Visits during April-September (Lean Period)	-----	5,39,639	38,39,947
* Increase/decrease	(-)54,36,457	5,39,639	(+)33,00,308
* Change in percentage	(-)100%		(+)611.57%

B. Foreign Tourist Visits in Odisha

	2020	2021	2022
(a) Visits during the whole year.	10,206	2,269	22,121
* Increase/decrease	(-)1,04,922	(-)7,937	(+)19,852
* Change in percentage	(-)91.14%	(-)77.77%	(+)874.92%
(b) Visits during January-June	10,103	549	4,389
* Increase/decrease	(-)33,575	(-)9,554	(+)3,840
* Change in percentage	(-)76.87%	(-)94.56%	(+)699.45%
(c) Visits during July-December	103	1720	17732
* Increase/decrease	(-)71,347	1,617	(+)16,012
* Change in percentage	(-)98.46%	1569.69%	(+)930.93%
(d) Visits during January-March& October-December (Peak Period)	10,206	2,030	13,208
* Increase/decrease	(-)66,532	(-)8,176	(+)11,178
* Change in percentage	(-)86.70%	(-)80.11%	(+)550.64
(e) Visits during April-September (Lean Period)	-	239	8913
* Increase/decrease	(-)38,390	239	8,674
* Change in percentage	(-)100%	----	(+)3629.29%

C. Domestic Tourist Visits in Odisha

	2020	2021	2022
(a) Visits during the whole year	46,22,273	37,42,221	78,67,909
* Increase/decrease	(-)1,06,85,364	(-)8,80,052	(+)41,25,688
* Change in percentage	(-)69.80%	(-)19.04%	(+)110.24
(b) Visits during January-June	38,05,495	15,59,745	34,37,898
* Increase/decrease	(-)28,71,616	(-)22,45,750	(+)18,78,153
* Change in percentage	(-)43.00%	(-)59.01%	(+)120.41%
(c) Visits during July-December	8,16,778	21,82,476	44,30,011
* Increase/decrease	(-)78,13,748	13,65,698	(+)22,47,535
* Change in percentage	(-)90.54%	167.20%	(+)102.98%
(d) Visits during January-March& October-December (Peak Period)	46,22,273	32,02,821	40,36,875
* Increase/decrease	(-)52,87,297	(-)14,19,452	(+)8,34,054
* Change in percentage	(-)53.36%	(-)30.71%	(+)26.04
(e) Visits during April-September (Lean Period)	----	5,39,400	38,31,034
* Increase/decrease	(-)53,98,067	5,39,400	(+)32,91,634
* Change in percentage	(-)100%	-----	(+)610.24%



D. Tourist Visits in Odisha during 2022 (Month wise)

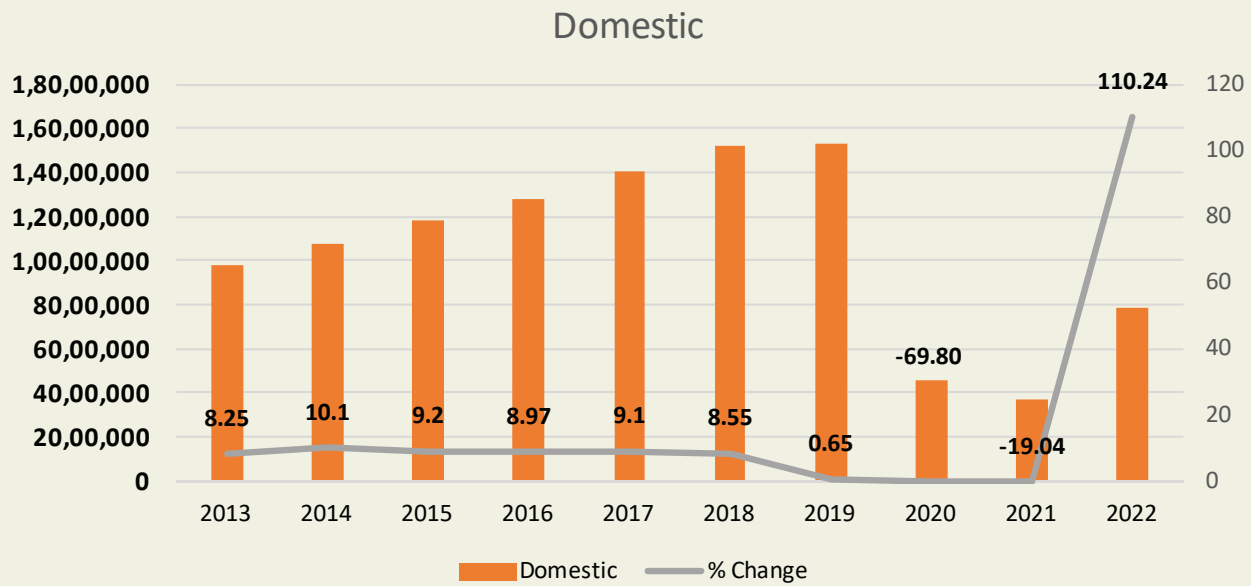
Month	Number of Tourists			Proportion to Total (in %)	
	Domestic	Foreign	Total	Domestic	Foreign
January	534463	155	534618	6.79	0.70
February	561674	337	562011	7.14	1.52
March	620157	941	621098	7.88	4.25
April	668957	1064	670021	8.50	4.81
May	579900	868	580768	7.37	3.92
June	472747	1024	473771	6.01	4.63
July	726705	1991	728696	9.24	9.00
August	683992	1900	685892	8.69	8.59
September	698733	2066	700799	8.88	9.34
October	783810	4868	788678	9.96	22.01
November	612928	3261	616189	7.79	14.74
December	923843	3646	927489	11.74	16.48
Total	7867909	22121	7890030	100.00	100.00

TOURIST VISITS IN ODISHA

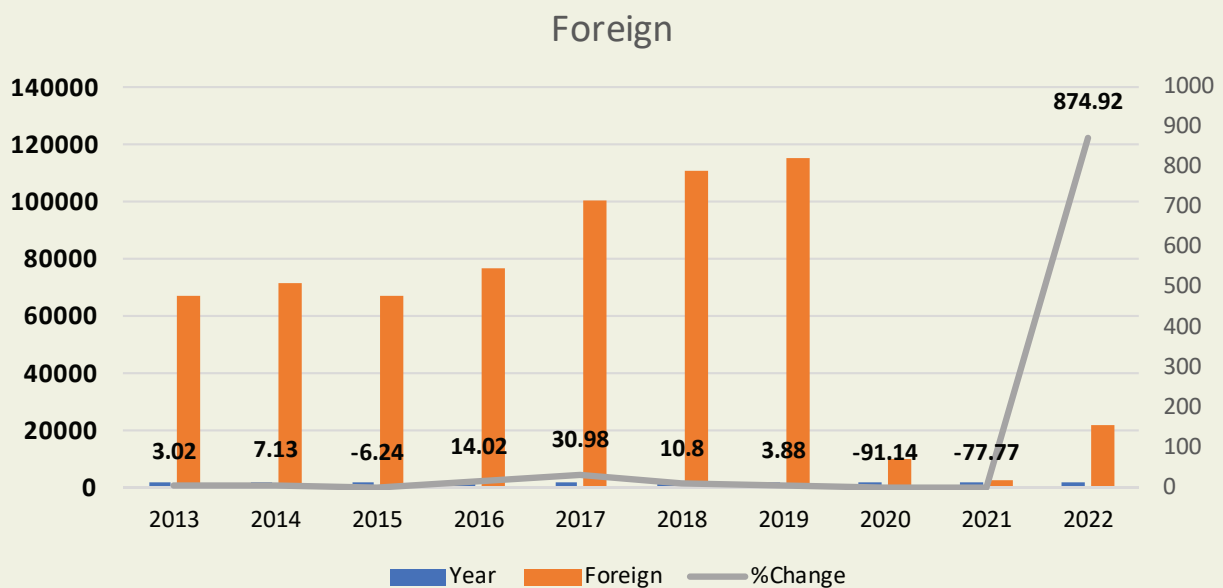
Calendar Year (January -December)

Year	Domestic	% Change	Foreign	%Change	Total	% Change
2013	98,00,135	8.25	66,675	3.02	98,66,810	8.21
2014	1,07,90,622	10.1	71,426	7.13	1,08,62,048	10.08
2015	1,17,86,117	9.2	66,971	(-) 6.24	1,18,53,088	9.12
2016	1,28,42,899	8.97	76,361	14.02	1,29,19,260	9.00
2017	1,40,11,229	9.10	1,00,014	30.98	1,41,11,243	9.23
2018	1,52,08,540	8.55	1,10,818	10.80	1,53,19,358	8.56
2019	1,53,07,637	0.65	1,15,128	3.88	1,54,22,765	0.68
2020	46,22,273	(-)69.80	10,206	(-)91.14	46,32,479	(-)69.96
2021	37,42,221	(-)19.04	2,269	(-)77.77	37,44,490	(-)19.16
2022	78,67,909	(+)110.24	22,121	(+)874.92	78,90,030	(+)110.71

DOMESTIC TOURIST VISITS IN ODISHA CALENDAR YEAR (JANUARY-DECEMBER)



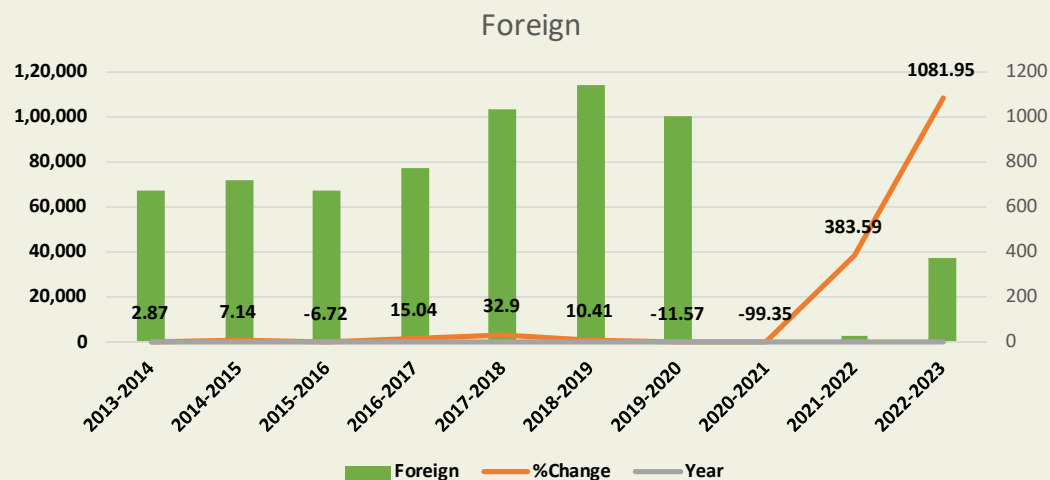
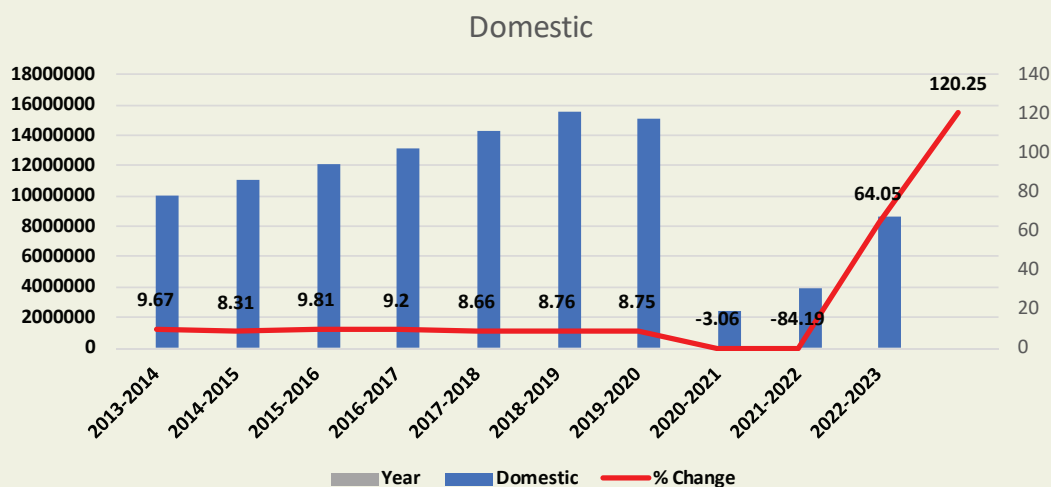
FOREIGN TOURIST VISITS IN ODISHA CALENDAR YEAR (JANUARY-DECEMBER)





Financial Year (April-March)

Year	Domestic	% Change	Foreign	%Change	Total	% Change
2013-2014	1,00,64,072	8.31	67,400	2.87	1,01,31,472	8.27
2014-2015	1,10,51,351	9.81	72,215	7.14	1,11,23,566	9.79
2015-2016	1,20,67,695	9.20	67,364	(-) 6.72	1,21,35,059	9.09
2016-2017	1,31,12,728	8.66	77,496	15.04	1,31,90,224	8.69
2017-2018	1,42,61,546	8.76	1,02,995	32.90	1,43,64,541	8.90
2018-2019	1,55,09,529	8.75	1,13,721	10.41	1,56,23,250	8.76
2019-2020	1,50,35,593	(-)3.06	1,00,567	(-)11.57	1,51,36,160	(-)3.12
2020-2021	23,76,523	(-)84.19	652	(-)99.35%	23,77,175	(-)84.29
2021-2022	38,96,770	64.05	3,153	383.59	39,01,923	64.14
2022-2023	85,87,087	120.25	37,267	1081.95	86,24,354	121.03







DOMESTIC TOURIST VISITS IN ODISHA

Calendar Year (January - December)

Year	Tourists of Odisha	Tourists of other States / UTs in India	Total
2013	58,81,714	39,18,421	98,00,135
2014	64,74,077	43,16,545	1,07,90,622
2015	70,71,367	47,14,750	1,17,86,117
2016	77,05,425	51,37,474	1,28,42,899
2017	84,06,401	56,04,828	1,40,11,229
2018	91,24,818	60,83,722	1,52,08,540
2019	91,84,255	61,23,382	1,53,07,637
2020	27,73,207	18,49,066	46,22,273
2021	22,45,145	14,97,076	37,42,221
2022	47,20,443	31,47,466	78,67,909

Financial Year (April- March)

Year	Tourists of Odisha	Tourists of other States /UTs in India	Total
2018-19	93,05,282	62,04,247	1,55,09,529
2019-20	90,20,922	60,14,671	1,50,35,593
2020-21	14,25,770	9,50,753	23,76,523
2021-22	23,39,074	15,59,696	38,98,770
2022-23	51,51,954	34,35,133	85,87,087

WORLD - INDIA - ODISHA TOURIST ARRIVAL

A. WORLD- INDIA – ODISHA (In million)

YEAR	WORLD	INDIA (ITAs)	ODISHA
2018	1413.0	17.42	0.11
2019	1466.0	17.91	0.12
2020	405.0	6.33	0.01
2021	427.0	7.00	0.00
2022	900.0	6.19	0.02

B. INDIA' S SHARE IN WORLD TOURIST ARRIVAL(In million)

YEAR	WORLD	INDIA(ITAs)	Share
2018	1413.0	17.42	1.23
2019	1466.0	17.91	1.22
2020	405.0	6.33	1.59
2021	427.0	7.00	1.64
2022	900.0	6.19	0.69

C. ODISHA' S SHARE IN NATIONAL TOURIST ARRIVAL (in Nos.)

YEAR	INDIA(FTAs)	ODISHA	Share
2013	69,67,601	66,675	0.96
2014	76,79,099	71,426	0.93
2015	80,27,133	66,971	0.83
2016	88,04,411	76,361	0.87
2017	1,00,35,803	1,00,014	0.99
2018	1,05,57,929	1,10,818	1.05
2019	1,09,30,355	1,15,128	1.05
2020	71,71,769	10,206	0.14
2021	27,44,766	2,269	0.08
2022	61,91,399(p)	22,121	0.36

- ITAs-International Tourist Arrivals (FTAs + NRIs)
- FTAs-Foreign Tourist arrivals
- NRIs-Non Resident Indians



COUNTRY WISE BREAK- UP OF FOREIGN TOURISTS VISITING THE STATE

Out of total foreign tourists of 22121 for Odisha during the year 2022, USA was the major tourist generating markets with 3446 and followed by Japan-2378, Germany-1476, UK-1345, Bangladesh-1310, Italy-943, France-921, Nepal-847, Brazil-694 and Philippines-596..

The number of foreign tourist arrival from different countries during last 3 years is given below in the following table.

Sl. No.	Name of the Country/ Region	No. of Tourists During the Year		
		2020	2021	2022
1	2	3	4	5
North America				
1	Canada	222	25	517
2	U.S.A	1585	238	3446
3	Others	116	43	12
	Total	1,923	306	3,975
Central and South America				
1	Argentina	40	109	88
2	Brazil	37	6	694
3	Mexico	5	4	47
4	Others	68	42	125
	Total	150	161	954
Australia				
1	Australia	476	30	511
2	New Zealand	52	12	43
3	Others	40	4	22
	Total	568	46	576
Western Europe				
1	Austria	76	32	233
2	Belgium	88	18	96
3	Denmark	9	26	82
4	Finland	19	14	20
5	France	707	87	921
6	Germany	499	127	1476
7	Ireland	47	12	163
8	Italy	668	61	943

Sl. No.	Name of the Country/ Region	No. of Tourists During the Year		
		2020	2021	2022
1	2	3	4	5
9	Netherlands	527	238	581
10	Spain	205	19	592
11	Norway	111	11	20
12	Sweden	116	25	69
13	Switzerland	130	22	355
14	U.K.	558	125	1345
15	Greece	28	15	66
16	Portugal	6	4	9
17	Others	35	9	34
	Total	3,829	845	7,005
Eastern Europe				
1	Czechoslovakia	12	4	41
2	Poland	21	3	233
3	C.I.S.	361	76	458
4	Hungary	13	2	3
5	Others	84	50	376
	Total	491	135	1111
West Asia				
1	Bahrain	4	2	4
2	Israel	151	62	123
3	Turkey	17	10	62
4	Others	78	9	68
	Total	250	83	257
South Asia				
1	Iran	39	1	33
2	Pakistan	62	23	0
3	Bangladesh	451	29	1310
4	Sri Lanka	175	4	158
5	Maldives	84	1	398
6	Nepal	251	50	847



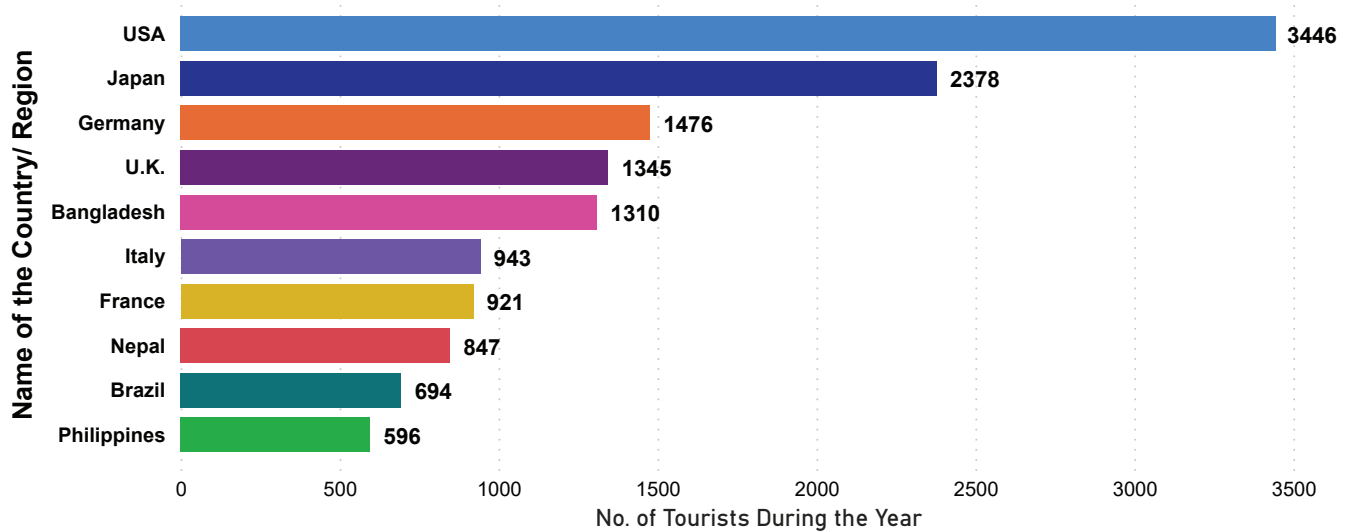
Sl. No.	Name of the Country/ Region	No. of Tourists During the Year		
		2020	2021	2022
1	2	3	4	5
7	Others	59	12	174
	Total	1121	120	2920
South-East Asia				
1	Malaysia	176	54	278
2	Singapore	79	3	530
3	Indonesia	37	18	102
4	Philippines	59	129	596
5	Thailand	69	3	91
6	Others	33	6	57
	Total	453	213	1654
East Asia				
1	Japan	639	189	2378
2	China	263	9	290
3	Hongkong	27	17	12
4	Korea	163	41	237
5	Others	45	70	212
	Total	1137	326	3129
Africa				
1	Egypt	0	0	19
2	Ethiopia	6	4	35
3	Kenya	2	1	13
4	Mauritius	0	0	45
5	Nigeria	3	0	152
6	South Africa	273	11	129
7	Tanzania	0	0	3
8	Others	0	8	144
9	Total	284	34	540
	GRAND TOTAL	10206	2269	22121

FOREIGN TOURISTS ARRIVAL TO ODISHA IN 2022 (TOP 10 COUNTRIES)

Name of the Country/ Region ● USA ● Japan ● Germany ● U.K. ● Bangladesh ● Italy ● France ● Nepal ● Brazil ● Philippines



Name of the Country/ Region ● USA ● Japan ● Germany ● U.K. ● Bangladesh ● Italy ● France ● Nepal ● Brazil ● Philippines





STATE WISE BREAK- UP OF DOMESTIC TOURISTS VISITING THE STATE

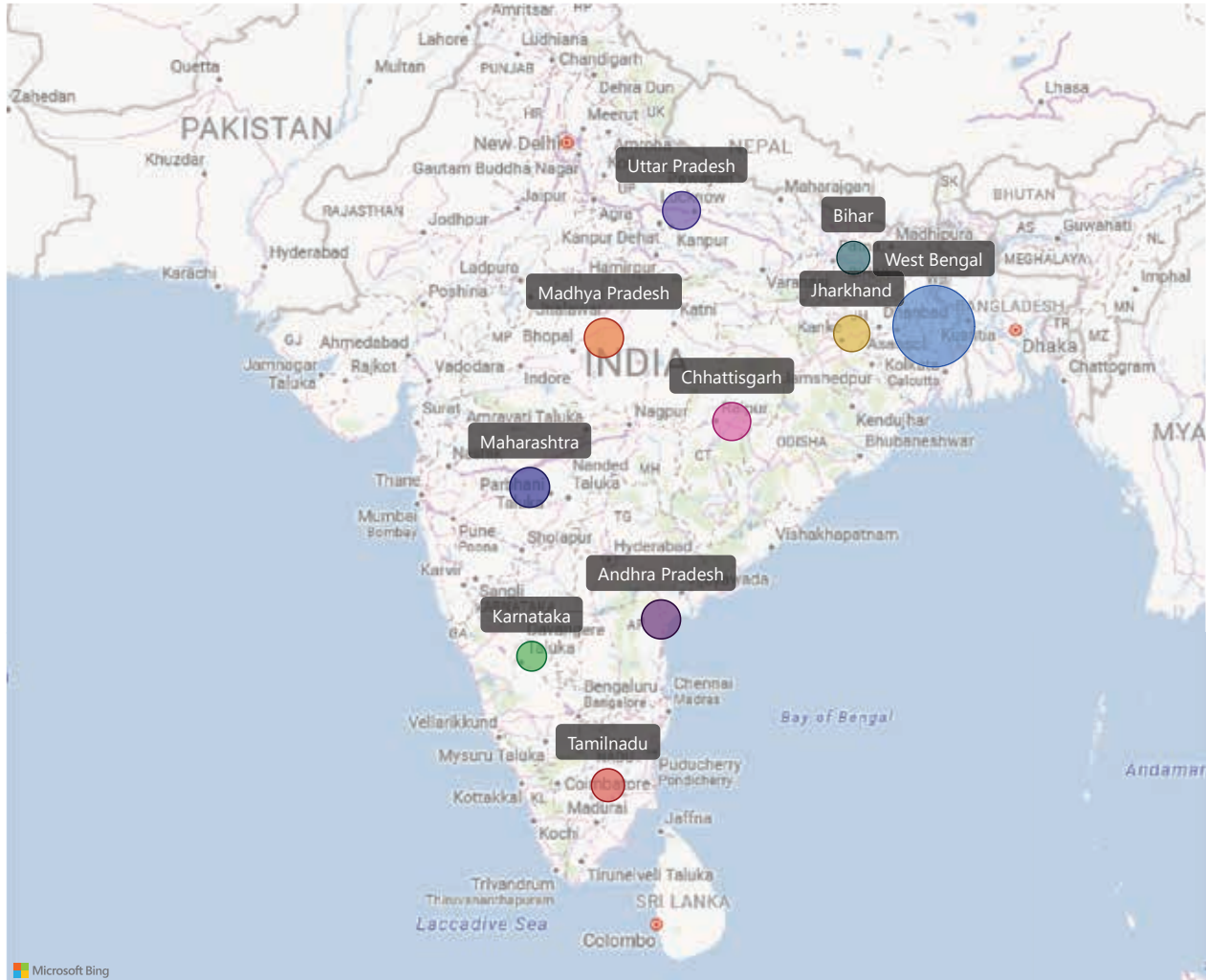
West Bengal continued to be the major tourist generating state for Odisha contributing 11,01,508 tourists i.e. 14.00% of the total domestic tourists of **78,67,909** during 2022 and followed by Maharashtra – 2,06,140 , Madhya Pradesh- 1,96,700, Andhra Pradesh- 1,95,125, Chhattisgarh- 1,80,963 , Uttar Pradesh- 1,80,177, Jharkhand – 1,60,508, Tamilnadu -1,25,884, Bihar -1,24,314, and Karnatak-94,414. The number of domestic tourist visit from different States and Union Territories to Odisha during 2022 is given below in the following table.

Sl No.	Name of the State/ Union Territory	Tourist during 2020	Proportion to total (in %)	Tourist during 2021	Proportion to total (in %)	Tourist during 2022	Proportion to total (in %)
1	West Bengal	648124	14.02	534100	14.27	1101508	14.00
2	Andhra Pradesh	160776	3.48	99809	2.67	195125	2.48
3	Telangana	51845	1.12	39167	1.05	80248	1.02
4	Bihar	72037	1.56	61124	1.63	124314	1.58
5	Jharkhand	95295	2.06	78339	2.09	160508	2.04
6	Madhya Pradesh	114556	2.48	94558	2.53	196700	2.50
7	Chhattisgarh	107318	2.32	88072	2.35	180963	2.30
8	Maharashtra	122104	2.64	100043	2.67	206140	2.62
9	Uttar Pradesh	106851	2.31	86698	2.32	180177	2.29
10	Uttarakhand	47109	1.02	38548	1.03	81041	1.03
11	Tamilnadu	73456	1.59	60877	1.63	125884	1.60
12	Karnataka	54968	1.19	45910	1.22	94414	1.20
13	Gujarat	50351	1.09	42164	1.12	86547	1.10
14	Rajasthan	36481	0.79	31437	0.84	62946	0.80
15	Assam	19419	0.42	16716	0.45	33043	0.42
16	Punjab	22110	0.48	19710	0.52	39342	0.50
17	Haryana	11555	0.25	10359	0.28	19670	0.25
18	Kerala	14868	0.32	12230	0.33	23602	0.30
19	New Delhi	21798	0.47	18344	0.49	35404	0.45
20	Tripura	5477	0.12	5241	0.14	11017	0.14
21	Goa	1884	0.04	2123	0.06	2362	0.03
22	Poducherry	2346	0.05	2492	0.07	3449	0.04
23	Jammu & Kashmir	846	0.02	1492	0.04	3146	0.04
24	Other States/ UTs.	7492	0.16	7525	0.20	99916	1.27
25	Odisha	2773207	60.00	2245143	60.00	4720443	60.00
	TOTAL	4622273	100.00	3742221	100.00	7867909	100.00

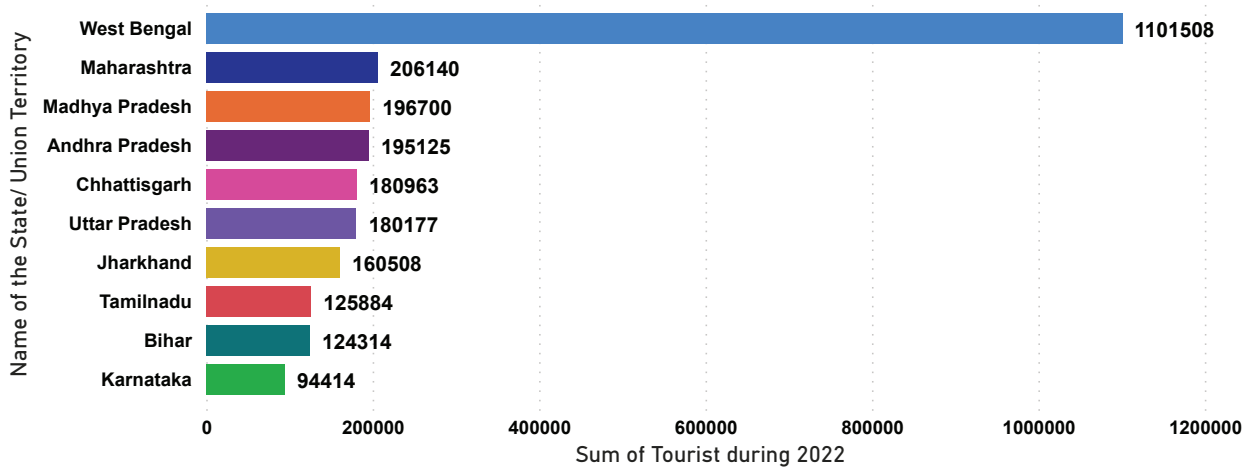
DOMESTIC TOURISTS ARRIVAL TO ODISHA IN 2022 (TOP 10 STATES)

DOMESTIC TOURISTS ARRIVAL TO ODISHA IN 2022 (TOP 10 STATES)

Name of the State/ Union Territory ● West Be... ● Mahara... ● Madhya ... ● Andhra ... ● Chhatti... ● Uttar Pr... ● Jharkha... ● Tamil



Name of the State/ Union Territory ● West B... ● Mahara... ● Madhy... ● Andhra ... ● Chhatti... ● Uttar Pr... ● Jharkh... ▶





TOURISTS ARRIVAL BY AIR

During the year 2022, total tourist arrival by air to Odisha was 1583208 out of which Domestic tourists was 1576951 and Foreign tourists was 6257 respectively. The table below indicates the percentage change, proportion to tourist arrival and month-wise tourist arrival.

A. Tourist Arrival by Air/ Percentage of Change

Year	No. of Domestic Tourist	No. of Foreign Tourist	Total Tourist	Percentage Change
2017	10,86,754	16,748	11,03,502	60.31
2018	18,16,490	30,433	18,46,923	67.37
2019	18,12,394	19,117	18,31,511	(-)0.83
2020	6,32,094	4,164	6,36,258	(-)65.26
2021	8,66,872	-	8,66,872	36.25%
2022	15,76,951	6,257	15,83,208	82.63%

B. Tourist Arrival by Air/ In Proportion with Total Arrival

Year	Domestic Tourist Arrival			Foreign Tourist Arrival		
	Total	By Air	Proportion (in %)	Total	By Air	Proportion (in %)
2017	1,40,11,229	10,86,754	7.76	1,00,014	16,748	16.48
2018	1,52,08,540	18,16,490	11.94	1,10,818	30,433	27.46
2019	1,53,07,637	18,12,394	11.84	1,15,128	19,117	16.60
2020	46,22,479	6,36,258	13.73	10,206	4,164	40.80
2021	37,42,221	8,66,872	23.15	-	-	-
2022	78,67,909	15,76,951	20.04	22,121	6,257	28.29

C. Tourist Arrival to Odisha by Air during 2021 & 2022 (by Month)

Month	2021			2022		
	Domestic	Foreign	Total	Domestic	Foreign	Total
January	94576	-	94576	75217		75217
February	114603	-	114603	96270	100	96370
March	97426	-	97426	138840	320	139160
April	-	-	-	138184	370	138554
May	-	-	-	132954	308	133262
June	-	-	-	136978	380	137358
July	-	-	-	117009	732	117741
August	67152	-	67152	120270	399	120669

September	131867	-	131867	131562	249	131811
October	88662	-	88662	149077	1540	150617
November	130715	-	130715	158872	783	159655
December	141871	-	141871	181718	1076	182794
Total	866872	-	866872	1576951	6257	1583208

D. DEPARTURE OF TOURISTS FROM BHUBANESWAR AIRPORT DURING 2021 & 2022(by Month)

Month	2021			2022		
	Domestic	Foreign	Total	Domestic	Foreign	Total
January	118497	-	118497	161232		161232
February	113902	-	113902	98465	120	98585
March	123451	-	123451	140983	280	141263
April	-	-	-	135512	319	135831
May	-	-	-	146250	323	146573
June	-	-	-	136648	343	136991
July	-	-	-	126757	734	127491
August	85908	-	85908	123526	392	123918
September	120468	-	120468	129425	315	129740
October	114848	-	114848	153376	1543	154919
November	127978	-	127978	178314	911	179225
December	145510	-	145510	182888	1065	183953
Total	950562	-	950562	1713376	6345	1719721

HOTEL STATISTICS

According to Hotel tariff and the spending capacity of tourists, the existing hotels in Odisha have been broadly divided into three categories.

Category of Hotels	Average Tariff Per Room per Day
Low Spending Group (L.S.G)	Up to Rs.900/-
Middle Spending Group (M.S.G)	Rs.901/- to Rs.1800/-
High Spending Group (H.S.G)	Rs.1801/- & Above



A- DISTRICT WISE HOTEL POSITION IN ODISHA DURING 2022

Sl. No.	District	HSG Hotels/ Rooms/Beds	MSG Hotels/ Rooms/Beds	LSG Hotels/ Rooms/Beds	Total Hotels Rooms/Beds
1	2	3	4	5	6
1	Angul	06/472/944	09/244/504	20/456/806	35/1172/2254
2	Balasore	24/504/1031	43/777/1697	46/664/1236	113/1945/3964
3	Baragarh	NIL	15/388/798	23/309/605	38/697/1403
4	Bhadrak	07/262/521	19/333/652	24/259/523	50/854/1696
5	Balangir	08/247/503	13/249/494	26/462/783	47/958/1780
6	Boudh	Nil	Nil	06/91/164	06 / 91 / 164
7	Cuttack	12/312/593	17/543/979	62/1267/2511	91/2122/4083
8	Dhenkanal	01/30/60	05/61/122	03/79/131	09/170/313
9	Deogarh	Nil	02/37/71	03/59/101	05/96/172
10	Gajapati	Nil	02/46/80	11/175/307	13/221/387
11	Ganjam	8/228/491	28/675/1372	54/1005/1875	90/1908/3738
12	Jagatsinghpur	07/250/513	07/134/256	12/135/259	26/519/1028
13	Jajpur	12/583/1141	07/127/259	21/349/615	40/1059/2015
14	Jharsuguda	08/387/780	13/376/746	23/492/845	44/1255/2371
15	Kalahandi	01/42/84	05/191/387	32/559/964	38/792/1435
16	Kandhamal	06/113/205	15/222/480	16/350/597	37/685/1282
17	Kendrapara	05/11/30	08/101/228	10/74/141	23/186/399
18	Keonjhar	13/295/590	21/297/575	38/565/993	72/1157/2158
19	Khurda	75/3214/6348	159/2647/5250	106/1636/3482	340/7497/15080
20	Koraput	12/259/516	10/255/510	38/847/1426	60/1361/2452
21	Malkangiri	Nil	Nil	08/217/398	08/217/398
22	Mayurbhanj	16/208/463	18/234/486	27/592/1050	61/1034/1999
23	Nuapada	Nil	02/38/76	12/153/278	14/191/354
24	Nawarangpur	Nil	6/179/358	7/177/288	13/356/646
25	Nayagarh	01/12/24	05/54/108	13/174/310	19/240/442
26	Puri	152/5663/12858	164/3521/7766	394/5800/12290	710/14984/32914
27	Rayagada	3/106/212	4/108/219	31/649/1221	38/863/1652
28	Sambalpur	11/400/800	11/231/467	32/624/1101	54/1255/2368
29	Subarnapur	Nil	01/16/32	06/132/242	07/148/274
30	Sundargarh	19/642/1287	28/653/1279	59/1113/1977	106/2408/4543
	Total:	407/14240/29994	637/12737/26251	1163/19464/37519	2207/46441/93764

B - PLACE-WISE HOTEL POSITION IN ODISHA

Sl. No.	Name of the place	2021			2022		
		No. of Hotels	No. of Rooms	No. of Beds	No. of Hotels	No. of Rooms	No. of Beds
ANGUL DISTRICT							
1	Angul	27	946	1815	27	946	1815
2	Talcher	08	226	439	08	226	439
	Total	35	1172	2254	35	1172	2254
BALASORE DISTRICT							
1	Balasore	42	809	1480	45	847	1573
2	Chandipur	14	339	755	16	354	769
3	Chandaneswar	02	26	47	02	26	47
4	Panchalingeswar	12	171	426	11	183	426
5	Jaleswar	05	55	104	05	55	104
6	Soro	08	90	185	09	116	237
7	Remuna	04	19	68	04	19	68
8	Talasari	06	103	222	06	121	238
9	Laxmannath	01	08	16	01	08	16
10	Udaypur	04	53	138	04	53	138
11	Khantapada	02	17	34	03	29	62
12	Dublagadl(Bagda Beach)	01	27	54	04	107	230
13	Jamunashul(Jamu-nashul Beach)	01	06	14	03	27	56
	Total	102	1723	3543	113	1945	3964
BARGARH DISTRICT							
1	Bargarh	24	571	1158	24	571	1158
2	Nrusimhanath	04	13	32	04	13	32
3	Padmapur	07	94	176	06	77	142
4	Paikamal	01	11	21	01	11	21
5	Barpali	03	25	50	03	25	50
	Total	39	714	1437	38	697	1403
BHADRAK DISTRICT							
1	Bhadrak	25	389	773	27	414	820
2	Chandbali	06	67	167	07	74	180
3	Aradi	06	45	84	06	45	84



Sl. No.	Name of the place	2021			2022		
		No. of Hotels	No. of Rooms	No. of Beds	No. of Hotels	No. of Rooms	No. of Beds
4	Basudevapur	04	58	108	04	58	108
5	Dhamara	05	155	272	05	239	456
6	Tihidi	1	24	48	1	24	48
	Total	47	738	1452	50	854	1696
BALANGIR DISTRICT							
1	Balangir	31	551	1026	32	575	1074
2	Kantabanji	07	184	328	08	250	460
3	Titilagarh	07	133	246	07	133	246
	Total	45	868	1600	47	958	1780
BOUDH DISTRICT							
1	Boudh	05	79	140	06	91	164
	Total	05	79	140	06	91	164
CUTTACK DISTRICT							
1	Cuttack	84	2052	3941	84	2052	3941
2	Dhableswar	01	08	18	01	08	18
3	Bhattarika	01	05	10	01	05	10
4	Baliput Satkosia	01	08	16	01	08	16
5	Ansupa	01	03	06	01	03	06
6	Athagarh	01	06	12	01	06	12
7	Phulnakhara	01	25	50	01	25	50
8	Kaudkol	-	-	-	01	15	30
	Total	90	2107	4053	91	2122	4083
DHENKANAL DISTRICT							
1	Dhenkanal	08	159	291	08	159	291
2	Kapilash	01	11	22	01	11	22
	Total	09	170	313	09	170	313
DEOGARH DISTRICT							
1	Deogarh	04	75	132	04	75	132
2	Barkote	01	21	40	01	21	40
	Total	05	96	172	05	96	172
GAJAPATI DISTRICT							
1	Paralakhemundi	13	221	387	13	221	387
	Total	13	221	387	13	221	387

Sl. No.	Name of the place	2021			2022		
		No. of Hotels	No. of Rooms	No. of Beds	No. of Hotels	No. of Rooms	No. of Beds
GANJAM DISTRICT							
1	Berhampur	51	1182	2218	51	1182	2218
2	Gopalpur	21	365	826	21	365	826
3	Rambha	01	24	48	01	24	48
4	Taptapani	01	11	28	01	11	28
5	Aska	02	34	56	03	54	96
6	Bhanjanagar	03	51	99	03	51	99
7	Chhatrapur	05	94	172	05	94	172
8	Taratarini	01	10	26	01	11	28
9	Girisola	01	04	10	01	04	10
10	Chikiti	02	35	59	02	35	59
11	Odia Alapur Pathara	01	77	154	01	77	154
	Total	89	1887	3696	90	1908	3738
JAGATSingHPUR DISTRICT							
1	Paradeep	19	458	917	19	458	917
2	Jagatsinghpur	07	61	111	07	61	111
	Total	26	519	1028	26	519	1028
JAJPUR DISTRICT							
1	Jajpur Town	08	83	157	08	83	157
2	Jajpur Road	22	660	1267	22	660	1267
3	Patharajpur	01	20	40	01	20	40
4	Chandikhola	01	39	70	01	39	70
5	Kuakhia	02	33	54	02	33	54
6	Ratnagiri	01	13	26	01	13	26
7	Mahavinayak	01	03	06	01	03	06
8	Olasuni	01	03	06	01	03	06
9	Kalinga Nagar Duburi	03	195	389	03	205	389
	Total	40	1049	2015	40	1059	2015
JHARSUGUDA DISTRICT							
1	Jharsuguda	37	1132	2145	37	1132	2145
2	Belpahar	03	75	147	03	75	147
3	Brajrajnagar	04	48	79	04	48	79
	Total	44	1255	2371	44	1255	2371



Sl. No.	Name of the place	2021			2022		
		No. of Hotels	No. of Rooms	No. of Beds	No. of Hotels	No. of Rooms	No. of Beds
KALAHANDI DISTRICT							
1	Bhawanipatna	22	519	917	22	519	917
2	Kesinga	03	64	120	03	64	120
3	Dharmagarh	02	63	105	02	63	105
4	Junagarh	08	113	230	08	113	230
5	Madanpur-Rampur	02	18	34	02	18	34
6	Narla-Road	01	15	29	01	15	29
	Total	38	792	1435	38	792	1435
KANDHAMAL DISTRICT							
1	Phulbani	12	280	473	12	293	476
2	Baliguda	05	105	188	05	105	188
3	Daringibadi	17	247	540	17	247	540
4	G.Udaygiri	03	40	78	03	40	78
	Total	37	672	1279	37	685	1282
KENDRAPARA DISTRICT							
1	Kendrapara	14	152	295	14	152	295
2	Bhitarkanika	08	30	96	08	30	96
3	Gupti	01	04	08	01	04	08
	Total	23	186	399	23	186	399
KEONJHAR DISTRICT							
1	Keonjhar	31	485	905	31	485	905
2	Barbil	18	304	556	18	304	556
3	Ghatagaon	09	114	228	09	114	228
4	Anandapur	03	31	58	03	31	58
5	Joda	09	191	351	09	191	351
6	Champua	02	32	60	02	32	60
	Total	72	1157	2158	72	1157	2158
KHURDA DISTRICT							
1	Bhubaneswar	287	6772	13538	300	6972	13922
2	Balugaon	08	144	348	08	144	348
3	Barkul	10	108	228	11	142	296
4	Khurda	06	61	115	06	61	115
5	Jatni	12	166	367	12	166	367

Sl. No.	Name of the place	2021			2022		
		No. of Hotels	No. of Rooms	No. of Beds	No. of Hotels	No. of Rooms	No. of Beds
6	Atri	01	06	20	01	06	20
7	Dhauri	01	03	06	01	03	06
8	Kenduli	01	03	06	01	03	06
	Total	326	7263	14628	340	7497	15080
KORAPUT DISTRICT							
1	Koraput	14	311	572	14	311	572
2	Jeypore	23	616	1048	26	690	1196
3	Sunabeda	02	18	36	02	18	36
4	Semiliguda	05	141	259	07	200	377
5	Gupteswar	01	14	28	01	14	28
6	Damanjodi	04	59	108	05	73	136
7	Bopariguda	01	10	20	01	10	20
8	Kakiriguma	02	25	50	02	25	50
9	Lamtaput	02	20	37	02	20	37
	Total	54	1214	2158	60	1361	2452
MALKANGIRI DISTRICT							
1	Malkangiri	08	217	398	08	217	398
	Total	08	217	398	08	217	398
MAYURBHANJ DISTRICT							
1	Baripada	26	517	951	28	538	994
2	Bangiriposi	03	28	58	03	31	70
3	Rairangpur	08	172	314	08	176	335
4	Udala	03	34	72	03	43	90
5	Jashipur	04	68	125	04	68	125
6	Karanjia	04	64	121	04	64	120
7	Khiching	01	05	12	01	05	12
8	Similipal	05	60	138	05	70	168
9	Lulung	02	33	73	03	33	73
10	Sitakund	02	06	12	02	06	12
	Total	59	987	1876	61	1034	1999



Sl. No.	Name of the place	2021			2022		
		No. of Hotels	No. of Rooms	No. of Beds	No. of Hotels	No. of Rooms	No. of Beds
NUAPADA DISTRICT							
1	Khariar	04	58	104	04	58	104
2	Khariar Road	07	94	176	07	94	176
3	Nuapada	03	39	74	03	39	74
	Total	14	191	354	14	191	354
NAWARANGPUR DISTRICT							
1	Nawarangpur	08	257	467	08	257	467
2	Umerkote	05	99	179	05	99	179
	Total	13	356	646	13	356	646
NAYAGARH DISTRICT							
1	Nayagarh	12	165	298	13	175	318
2	Dasapalla	04	38	75	04	38	75
3	Odagaon	01	15	25	01	15	25
4	Badmul	01	12	24	01	12	24
	Total	18	230	422	19	240	442
PURI DISTRICT							
1	Puri	644	14041	30859	667	14628	32160
2	Konark	39	301	658	40	308	652
3	Kakatpur	01	11	24	01	11	24
4	Satapada	02	37	78	02	37	78
	Total	686	14390	31619	710	14984	32914
RAYAGADA DISTRICT							
1	Rayagada	23	557	1064	23	567	1084
2	Gunupur	07	164	302	07	164	302
3	Muniguda	08	132	266	08	132	266
	Total	38	853	1632	38	863	1652
SAMBALPUR DISTRICT							
1	Sambalpur	44	1113	2100	45	1127	2128
2	Burla	05	78	148	05	78	148
3	Hirakud	01	26	52	01	26	52
4	Rairakhol	01	05	12	01	05	12
5	Thelkoli	01	09	18	01	09	18
6	Rengali	01	10	10	01	10	10
	Total	53	1241	2340	54	1255	2368

Sl. No.	Name of the place	2021			2022		
		No. of Hotels	No. of Rooms	No. of Beds	No. of Hotels	No. of Rooms	No. of Beds
SUBARNAPUR DISTRICT							
1.	Sonepur	07	148	278	07	148	274
	Total	07	148	278	07	148	274
SUNDARGARH DISTRICT							
1	Rourkela	76	1918	3608	77	1933	3638
2	Sundargarh	13	230	430	16	275	522
3	Rajgangpur	07	134	257	07	134	257
4	Bonai	04	39	72	05	56	106
5	Khandadhar	01	10	20	01	10	20
	Total	101	2331	4387	106	2408	4543

C - YEAR -WISE HOTEL POSITION IN ODISHA

Year	No. of HSG Hotels/ Rooms/Beds	No. of MSG Hotels/ Rooms/Beds	No. of LSG Hotels/ Rooms/Beds	Total Hotels/ Rooms/Beds
2013	306/10381/21303	356/7540/15335	923/15428/29329	1585/33349/65967
2014	334/11303/23344	399/8120/16864	956/15950/30392	1689/35373/70600
2015	375/11903/25062	455/9219/18924	921/15264/29108	1751/36386/73094
2016	433/13625/28406	474/9079/18321	916/14970/28393	1823/37674/75120
2017	281/10481/21900	435/9327/18967	1142/18957/36487	1858/38765/77354
2018	295/10978/22971	462/9752/19963	1149/19187/37044	1906/39917/79978
2019	317/11942/24441	487/10008/20749	1157/19257/37187	1961/41207/82377
2020	359/12768/26777	579/11775/24266	1127/18978/36676	2065/43521/87719
2021	362/13010/27398	613/12331/25469	1161/19485/37538	2136/44826/90405
2022	407/14240/29994	637/12737/26251	1163/19464/37519	2207/46441/93764



LIST OF STAR HOTELS IN ODISHA AS ON 01.01.2023

Sl. No.	Name of Hotel	Location	Star Category	No. of Rooms	No. of Beds
1	May Fair Lagoon Tel- 0674—6660101 Fax-0674-2360236 Email - lagoon@mayfairhotels.com Website – www.mayfairshotel.com	8-B, Jaydev Vihar Bhubaneswar	5 Star Deluxe	102	204
2	Hotel Trident Tel- 0674- 2301010 Fax-0674 -2301302 Email-reservations.tobbr@tridenthotel.com Website-hilton.com	CB -1 Nayapalli Bhubaneswar	5 Star Deluxe	62	124
3	Ginger Hotel Kalinganagar Ph-06726667333 www.gingerhotels.com Email-ahm.kalinganagar@gingerhotels.com	Opp Tata Steel Gate no 3, Khurunti, Kalinga- nagar, Odisha, 755026 Jajpur Road Odisha	3 star	93	186
4	HOTEL SHAKTI CONTINENTAL Phone : 06764 230888 www.hotelshakticontinental.com	6th Lane, Amalapa- da, Hanuman Bazar, 759122 Angul, Odisha	4-Star	84	168
5	Swosti Premium Ltd. Tel- 0674-3017000 Fax-0674-2301880 Email-reservation@swosti.com Website-www.swosti.com	P-1, Jaydev Vihar Bhubaneswar	5 Star	147	294
6	Navayuga Hotels and Resorts 9937231940 sanjaypratap66@gmail.com	Plot No. 36A, Chandaka Industrial Estate, Near Infocity Square Bhuab- neswar, 751024	3 Star	36	72
7	Pal Heights Email:gm@palheights.com reservations@palheights.com www.palheights.com Ph-0 674 2361156/ 2361106	Pal Heights,pl:J7, Jayadev Vihar, Bhu- baneswar-751013,Od- isha	4 Star	74	148
8	Hotel Surya Garden Phone Number- 06760-242222, 240000, email - info@suryagarden.com Web Site - www.suryagarden.com	Netaji Subas Bose Marg, Main Road, Talcher, Dist: Angul, Odisha, PIN: 759107 Talcher, Odisha	3 Star	38	76

Sl. No.	Name of Hotel	Location	Star Category	No. of Rooms	No. of Beds
9	The New Marrion Ph No-+91-674-2380850 Email:mail@hotelnewmarrion.com Website http://www.hotelnewmarrion.com	6 Janpath Bhubaneswar Odisha	4 Star	53	106
10	Vivanta Bhubneshwar Email-bookvivanta.bhubaneswar@tajhotels.com Tel-6888888	DCO Plot No. 1A, Bhagabanpur Industrial Estate, Patrapara Bhu- baneswar Odisha	5 Star	136	272
11	Welcome Spa and Resort 9937000050 reservation@welcomeresorts.com	Majhilali, PS- Sasan, Sambalpur Odisha	2 Star	41	82
12	Welcom Hotel Bhubaneswar Tel-0674-7147140 Email-wecomehotelbhubaneswar@itshotels.in www.itc@hotels.com	D1, Dumduma, Bhu- baneswar, Khordha, Odisha - 751019 Bhubaneswar* Odisha	5 Star	107	214
13	Ashiana Hill View 8658035054 ashianahillview@gmail.com	Adarsh vihar , pancha mahala , near RTO Office, Angul, Odisha	3 Star	80	160
14	Empires Ph-0674-2546384/85/86/2545710-718 www.empireshotel.com	5 B, Saheed Nagar, Bhubaneswar. Odisha	4 Star	58	116
15	MAYFAIR Waves, Puri 9238400916 Email-puri@mayfairhotels.com	C.T. Road Puri	3 Star	34	68
16	Hotel The Orchard Tel-06645-270770 Email-info@theorchard.in Website-www.theorchard.in	Bypass Road ,Ekatali Jharsuguda	3 Star	50	100
			Total	1195	2390



District wise Places and Category wise Hotels in Odisha during - 2022

Sl. No.	Name of the Place	HSG Hotels/ Rooms/Beds	MSG Hotels/ Rooms /Beds	LSG Hotels/ Rooms/ Beds	Total Hotels/ Rooms/ Beds
ANUGUL DISTRICT					
1.	Angul	5/434/868	6/159/334	16/353/613	27/946/1815
2.	Talcher	1/38/76	3/85/170	4/103/193	8/226/439
	Total	6/472/944	9/244/504	20/456/806	35/1172/2254
BALASORE DISTRICT					
1.	Balasore	14/255/513	13/226/450	18/366/610	45/847/1573
2.	Chandipur	3/93/192	6/179/417	7/82/160	16/354/769
3.	Chandaneswar	-	-	2/26/47	2/26/47
4.	Panchalingeswar	1/30/60	9/128/300	1/25/66	11/183/426
5.	Jaleswar	-	2/16/32	3/39/72	5/55/104
6.	Soro	2/42/94	2/27/54	5/47/89	9/116/237
7.	Remuna	-	-	4/19/68	4/19/68
8.	Talasari	2/61/122	1/28/48	3/32/68	6/121/238
9.	Laxmannath	-	1/8/16	-	1/8/16
10.	Udaypur	-	2/37/106	2/16/32	4/53/138
11.	Khantapada	1/12/28	1/5/10	1/12/24	3/29/62
12.	Dublagadi (Bagda Beach)	-	4/107/230	-	4/107/230
13.	Jamunasul (Jamunashul Beach)	1/11/22	2/16/34	-	3/27/56
	Total	24/504/1031	43/777/1697	46/664/1236	113/1945/3964
BARAGARH DISTRICT					
1.	Bargarh	NIL	15/388/798	9/183/360	24/571/1158
2.	Nrusimhanath	NIL	NIL	4/13/32	4/13/32
3.	Padmapur	NIL	NIL	6/77/142	6/77/142
4.	Paikamal	NIL	NIL	1/11/21	1/11/21
5.	Barpali	NIL	NIL	3/25/50	3/25/50
	Total	NIL	15/388/798	23/309/605	38/697/1403
BHADRAK DISTRICT					
1.	Bhadrak	4/84/165	12/176/360	11/154/295	27/414/820
2.	Chandbali	1/11/22	2/25/56	4/38/102	7/74/180
3.	Aradi	-	-	6/45/84	6/45/84
4.	Basudevpur	-	2/46/84	2/12/24	4/58/108
5.	Dhamara	2/167/334	2/62/104	1/10/18	5/239/456
6.	Tihidi	-	1/24/48	-	1/24/48
	Total	7/262/521	19/333/652	24/259/523	50/854/1696

Sl. No.	Name of the Place	HSG Hotels/ Rooms/Beds	MSG Hotels/ Rooms /Beds	LSG Hotels/ Rooms/ Beds	Total Hotels/ Rooms/ Beds
BALANGIR DISTRICT					
1.	Balangir	7/181/371	9/142/280	16/252/423	32/575/1074
2.	Kantabanji	1/66/132	2/81/162	5/103/166	8/250/460
3.	Titilagarh	NIL	2/26/52	5/107/194	7/133/246
	Total	8/247/503	13/249/494	26/462/783	47/958/1780
BOUDH DISTRICT					
1.	Boudh	NIL	NIL	06/ 91 / 164	06 / 91 / 164
	Total	NIL	NIL	06 / 91 / 164	06 / 91 / 164
CUTTACK DISTRICT					
1.	Cuttack	10/281/531	13/509/909	61/1262/2501	84/2052/3941
2.	Dhabelswar	Nil	1/8/18	Nil	1/8/18
3.	Bhattarika	Nil	Nil	1/5/10	1/5/10
4.	Baliput Satkosia	Nil	1/8/16	Nil	1/8/16
5.	Ansupa	Nil	1/3/6	Nil	1/3/6
6.	Athagarh	1/06/12	Nil	Nil	1/6/12
7.	Phulnakhara	1/25/50	1/15/30	Nil	2/40/80
	Total	12/312/593	17/543/979	62/1267/2511	91/2122/4083
DHENKANAL DISTRICT					
1.	Dhenkanal	1/30/60	4/50/100	3/79/131	8/159/291
2.	Kapilash	NIL	1/11/22	NIL	1/11/22
	Total	1/30/60	5/61/122	3 / 79 / 131	9/170/313
DEOGARH DISTRICT					
1.	Deogarh	NIL	2/37/71	2/38/61	4/75/132
2.	Barkote	NIL	1/21/40	1/21/40	1/21/40
	Total	NIL	2/37/71	3/59/101	5/96/172
GAJAPATI DISTRICT					
1.	Paralakhemundi	NIL	02/46/80	11/175/307	13/221/387
	Total	NIL	02/46/80	11/175/307	13/221/387
GANJAM DISTRICT					
1.	Berhampur	1/15/29	15/413/824	35/754/1365	51/1182/2218
2.	Gopalpur	4/114/252	8/157/338	9/94/236	21/365/826
3.	Rambha	NIL	01/24/48	NIL	1/24/48
4.	Taptapani	1/11/28	NIL	NIL	1/11/28
5.	Aska	NIL	01/20/40	02/34/56	03/54/96
6.	Bhanjanagar	NIL	01/21/46	02/30/53	03/51/99
7.	Chhatrapur	NIL	02/40/76	03/54/96	05/94/172
8.	Taratarini	1/11/28	NIL	NIL	1/11/28



Sl. No.	Name of the Place	HSG Hotels/ Rooms/Beds	MSG Hotels/ Rooms /Beds	LSG Hotels/ Rooms/ Beds	Total Hotels/ Rooms/ Beds
9.	Girisola	NIL	NIL	1/4/10	1/4/10
10.	Chikiti	NIL	NIL	2/35/59	2/35/59
11.	Odia Alapur Pathara	01/77/154	NIL	NIL	1/77/154
	Total	8/228/491	28/675/1372	54/1005/1875	90/1908/3738
JAGATSingHPUR DISTRICT					
1.	Paradeep	7/250/513	6/122/236	6/86/168	19/458/917
2.	Jagatsinghpur	Nil	1/12/20	6/49/91	7/61/111
	Total	7/250/513	7/134/256	12/135/259	26/519/1028
JAJPUR DISTRICT					
1.	Jajpur Town	Nil	Nil	8/83/157	8/83/157
2.	Jajpur Road	8/356/707	5/121/247	9/183/313	22/660/1267
3.	Patharajpur	1/20/40	Nil	Nil	1/20/40
4.	Chandikhol	Nil	Nil	1/39/70	1/39/70
5.	Kuakhia	Nil	Nil	2/33/54	2/33/54
6.	Ratnagiri	1/13/26	Nil	Nil	1/13/26
7.	Mahavinayak	Nil	1/3/6	Nil	1/3/6
8.	Olasuni	Nil	1/3/6	Nil	1/3/6
9.	Kalinga Nagar Duburi	2/194/368	Nil	1/11/21	3/205/389
	Total	12/583/1141	7/127/259	21/349/615	40/1059/2015
JHARSUGUDA DISTRICT					
1.	Jharsuguda	7/345/696	12/354/702	18/433/747	37/1132/2145
2.	Belpahar	1/42/84	1/22/44	1/11/19	3/75/147
3.	Brajrajnagar	NIL	NIL	4/48/79	4/48/79
	Total	8/387/780	13/376/746	23/492/845	44/1255/2371
KALAHANDI DISTRICT					
1.	Bhawanipatna	NIL	5/191/387	17/328/530	22/519/917
2.	Kesinga	NIL	NIL	3/64/120	3/64/120
3.	Dharmagarh	NIL	NIL	2/63/105	2/63/105
4.	Junagarh	1/42/84	NIL	7/71/146	8/113/230
5.	Madanpur- Rampur	NIL	NIL	2/18/34	2/18/34
6.	Narla-Road	NIL	NIL	1/15/29	1/15/29
	Total	1/42/84	5/191/387	32/559/964	38/792/1435
KANDHAMAL DISTRICT					
1.	Phulbani	01 / 38 / 55	02 / 31 / 54	09 / 224 / 367	12 / 293/ 476
2.	Baliguda	01 / 23 / 46	NIL	04 / 82 / 142	05 / 105 / 188

Sl. No.	Name of the Place	HSG Hotels/ Rooms/Beds	MSG Hotels/ Rooms /Beds	LSG Hotels/ Rooms/ Beds	Total Hotels/ Rooms/ Beds
3.	Daringibadi	04 / 52 / 104	12 / 177 / 400	01 / 18 / 36	17 / 247 / 540
4.	G. Udaygiri	Nil	01 / 14 / 26	02 / 26 / 52	03 / 40 / 78
	Total	06 / 113 / 205	15 / 222 / 480	16 / 350 / 597	37 / 685 / 1282
KENDRAPADA DISTRICT					
1.	Kendrapara	Nil	6/83/165	8/69/130	14/152/295
2.	Bhitarkanika	04/07/22	2/18/63	2/5/11	8/30/96
3.	Gupti	01/04/08	Nil	Nil	01/04/08
	Total	5/11/30	8/101/228	10/74/141	23/186/399
KEONJHAR DISTRICT					
1.	Keonjhar	06/118/236	09/126/233	16/241/436	31/485/905
2.	Barbil	05/125/250	04/50/100	09/129/206	18/304/556
3.	Ghatagaon	NIL	03/33/68	06/81/160	09/114/228
4.	Anandapur	NIL	02/21/48	01/10/10	03/31/58
5.	Joda	02/52/104	02/49/92	05/90/155	09/191/351
6.	Champua	NIL	01/18/34	01/14/26	02/32/60
	Total	13/295/590	21/297/575	38/565/993	72/1157/2158
KHURDA DISTRICT					
1.	Bhubaneswar	72/3136/6192	148/2483/4880	80/1353/2850	300/6972/13922
2.	Balugaon	Nil	02/41/107	06/103/241	08/144/348
3.	Barkul	01/35/72	02/45/94	08/62/130	11/142/296
4.	Khurda	01/09/18	01/12/24	04/40/73	06/61/115
5.	Jatni	01/34/66	05/63/139	06/69/162	12/166/367
6.	Atri	Nil	Nil	01/06/20	01/06/20
7.	Dhuli	Nil	01/03/06	Nil	01/03/06
8.	Kenduli	Nil	Nil	01/03/06	01/03/06
	Total	75/3214/6348	159/2647/5250	106/1636/3482	340/7497/15080
KORAPUT DISTRICT					
1.	Koraput	Nil	2/44/88	12/267/484	14/311/572
2.	Jeypore	4/95/191	7/203/406	15/392/599	26/690/1196
3.	Sunabeda	NIL	1/8/16	1/10/20	2/18/36
4.	Semiliguda	3/105/210	-	4/95/167	7/200/377
5.	Gupteswar	Nil	NIL	1/14/28	1/14/28
6.	Damanjodi	1/14/28	-	4/59/108	5/73/136
7.	Boipariguda	Nil	NIL	1/10/20	1/10/20
8.	Kakiriguma	2/25/50	NIL	NIL	2/25/50
9.	Lamataput	2/20/37	NIL	NIL	2/20/37
	Total	12/259/516	10/255/510	38/847/1426	60/1361/2452



Sl. No.	Name of the Place	HSG Hotels/ Rooms/Beds	MSG Hotels/ Rooms /Beds	LSG Hotels/ Rooms/ Beds	Total Hotels/ Rooms/ Beds
MALKANGIRI DISTRICT					
1.	Malkangiri	NIL	NIL	8/217/398	8/217/398
	Total	NIL	NIL	8/217/398	8/217/398
MAYURBHANJ DISTRICT					
1.	Baripada	4/63/132	11/149/305	13/326/557	28/538/994
2.	Bangiriposi	2/17/40	1/14/30	-	3/31/70
3.	Rairangpur	NIL	1/19/38	7/157/297	8/176/335
4.	Udala	1/23/46	1/11/22	1/9/22	3/43/90
5.	Jashipur	NIL	2/32/71	2/36/54	4/68/125
6.	Karanjia	NIL	NIL	4/64/120	4/64/120
7.	Khiching	NIL	1/5/12	NIL	1/5/12
8.	Similipal	5/70/168	NIL	NIL	5/70/168
9.	Lulung	3/33/73	NIL	NIL	3/33/73
10.	Sitakund	1/2/4	1/4/8	NIL	2/6/12
	Total	16/208/463	18/234/486	27/592/1050	61/1034/1999
NUAPADA DISTRICT					
1.	Khariar	NIL	NIL	4/58/104	4/58/104
2.	Khariar Road	NIL	2/38/76	5/56/100	7/94/176
3.	Nuapada	NIL	NIL	3/39/74	3/39/74
	Total	NIL	2/38/76	12/153/278	14/191/354
NAWARANGPUR DISTRICT					
1.	Nawarangpur	NIL	5/155/310	3/102/157	8/257/467
2.	Umerkote	NIL	1/24/48	4/75/131	5/99/179
	Total	NIL	6/179/358	7/177/288	13/356/646
NAYAGARH DISTRICT					
1.	Nayagarh	NIL	05/54/108	08/121/210	13/175/318
2.	Dasapalla	NIL	NIL	04/38/75	04/38/75
3.	Odagaon	NIL	NIL	01/15/25	01/15/25
4.	Badmul	01/12/24	NIL	NIL	01/12/24
	Total	01/12/24	05/54/108	13/174/310	19/240/442
PURI DISTRICT					
1.	Puri	149/5572/12668	152/3428/7561	366/5628/11931	667/14628/32160
2.	Konark	2/69/146	11/78/171	27/161/335	40/308/652
3.	Kakatpur	NIL	NIL	1/11/24	1/11/24
4.	Satapada	1/22/44	1/15/34	NIL	2/37/78
	Total	152/5663/12858	164/3521/7766	394/5800/12290	710/14984/32914

Sl. No.	Name of the Place	HSG Hotels/ Rooms/Beds	MSG Hotels/ Rooms /Beds	LSG Hotels/ Rooms/ Beds	Total Hotels/ Rooms/ Beds
RAYAGADA DISTRICT					
1.	Rayagada	3/106/212	4/108/219	16/353/653	23/567/1084
2.	Gunupur	NIL	NIL	7/164/302	7/164/302
3.	Muniguda	NIL	NIL	8/132/266	8/132/266
	Total	3/106/212	4/108/219	31/649/1221	38/863/1652
SAMBALPUR DISTRICT					
1.	Sambalpur	10/375/750	11/231/467	24/521/911	45/1127/2128
2.	Burla	1/25/50	NIL	4/53/98	5/78/148
3.	Hirakud	NIL	NIL	1/26/52	1/26/52
4.	Thekuli	NIL	NIL	1/9/18	1/9/18
5.	Rairakhola	NIL	NIL	1/5/12	1/5/12
6.	Rengali	NIL	NIL	1/10/10	1/10/10
	Total	11/400/800	11/231/467	32/624/1101	54/1255/2368
SUBARNAPUR DISTRICT					
1.	Sonepur	NIL	1/16/32	6/132/242	7/148/274
	Total	NIL	1/16/32	6/132/242	7/148/274
SUNDARGARH DISTRICT					
1.	Rourkela	14/550/1103	16/434/860	47/949/1675	77/1933/3638
2.	Sundargarh	03/74/148	09/156/293	04/45/81	16/275/522
3.	Rajgangpur	01/08/16	02/51/102	04/75/139	07/134/257
4.	Bonai	NIL	01/12/24	04/44/82	05/56/106
5.	Khandadhar	01/10/20	NIL	NIL	01/10/20
	Total	19/642/1287	28/653/1279	59/1113/1977	106/2408/4543



INFLOW OF MONEY THROUGH TOURIST SPENDING (EXPENDITURE) IN ODISHA

It is difficult to estimate the earnings of the State from tourism because of the vary nature of the industry and the different sectors that are affected by it. However, an attempt was made to assess it by following sample survey method.

A Tourist Profile Survey was conducted by the Department of Tourism, Govt. of Odisha during the year 2013-14. At that time the average duration of stay was found out to be 11.0 days in case of Foreign Tourist and 3.7 days in case of a Domestic Tourist. Similarly the average per capita expenditure was found out to be Rs.4167/- for a Foreign Tourist and Rs.2763/- for a Domestic Tourist.

In the year 2018-19 another Tourist Profile Survey was conducted by the Department of Tourism to find out the changes , if any occurred in the Tourist Profiles . It was found that average duration of stay is 9.75 days in case of a Foreign Tourist and 3.75 days in case of a Domestic Tourist . Similarly the average per capita expenditure was found to be Rs. 4275 /- in case of Foreign Tourist and Rs.2655 /- in case of Domestic Tourist. The inflow of money through tourist expenditure for the year 2018 to 2022 is estimated on the basis of changed figures as mentioned above.

The estimated figures are shown below in a table.

CALANDER YEAR (JANUARY-DECEMBER)

(Rs. in Crores)

Year	Domestic Tourists	Foreign Tourists	Total
2018	15142.00	461.90	15603.90
2019	15240.67	479.87	15720.54
2020	4602.05	42.54	4644.59
2021	3725.85	9.46	3735.31
2022	7833.48	92.20	7925.68

FINANCIAL YEAR (APRIL-MARCH)

(Rs. in Crores)


Year	Domestic Tourists	Foreign Tourists	Total
2018-19	15441.67	474.00	15915.67
2019-20	14969.81	419.17	15388.98
2020-21	2366.13	2.72	2368.85
2021-22	3881.71	13.14	3894.85
2022-23	8549.51	155.33	8704.84

N.B: Formula for calculation of inflow of money through tourist Spending (expenditure) –
No. of Tourist X Average duration of stay X Average per capita expenditure

INFLOW OF MONEY THROUGH TOURIST SPENDING (EXPENDITURE) IN ODISHA

(Rs. in Crores)

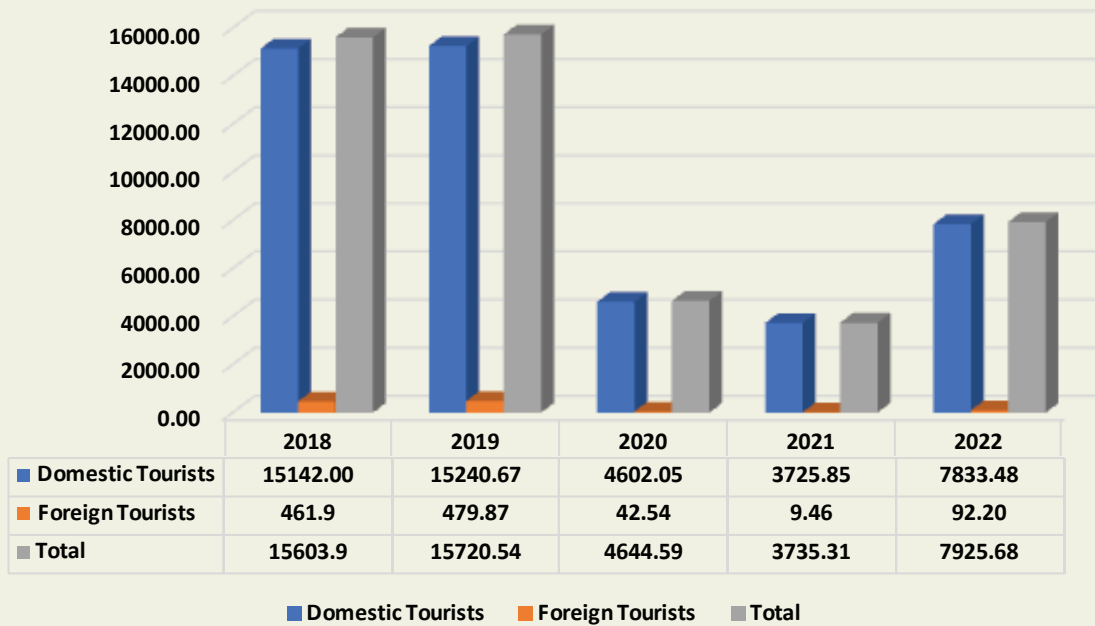
Year	From Domestic Tourist			From Foreign Tourist	Grand Total
	Odisha	Other States/UT	Total		
2018	9084.90	6057.10	15142.00	461.90	15603.90
2019	9144.07	6096.60	15240.67	479.87	15720.54
2020	2761.07	1840.98	4602.05	42.54	4644.59
2021	2235.32	1490.53	3725.85	9.46	3735.31
2022	4699.79	3133.69	7833.48	92.20	7925.68





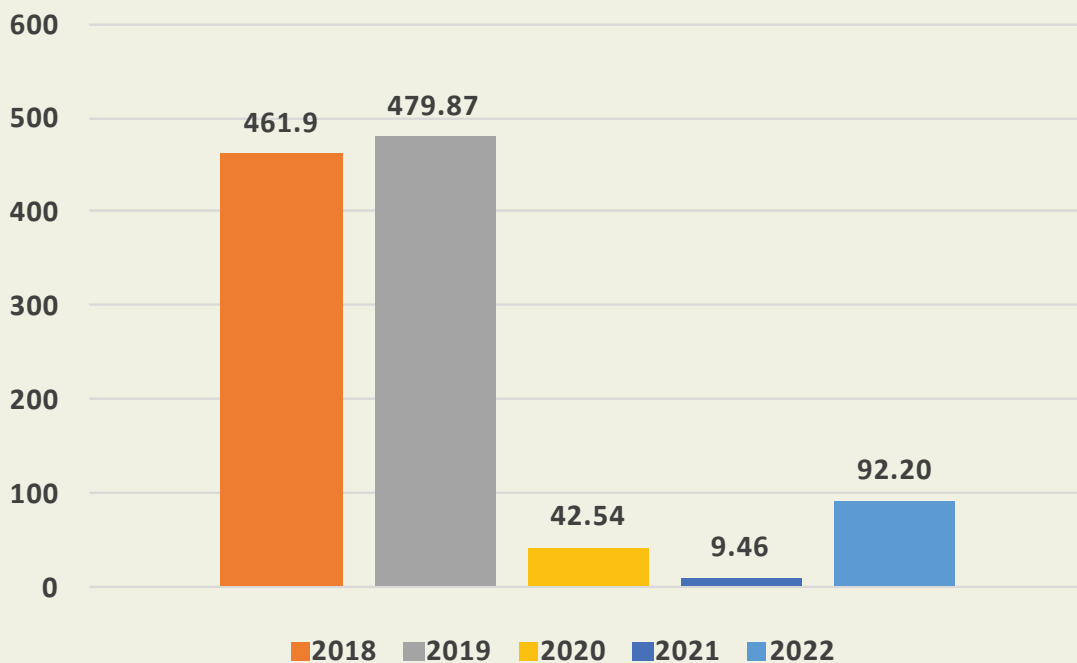
INFLOW OF MONEY THROUGH TOURIST SPENDING (EXPENDITURE) IN ODISHA

(Rs. In Crores)

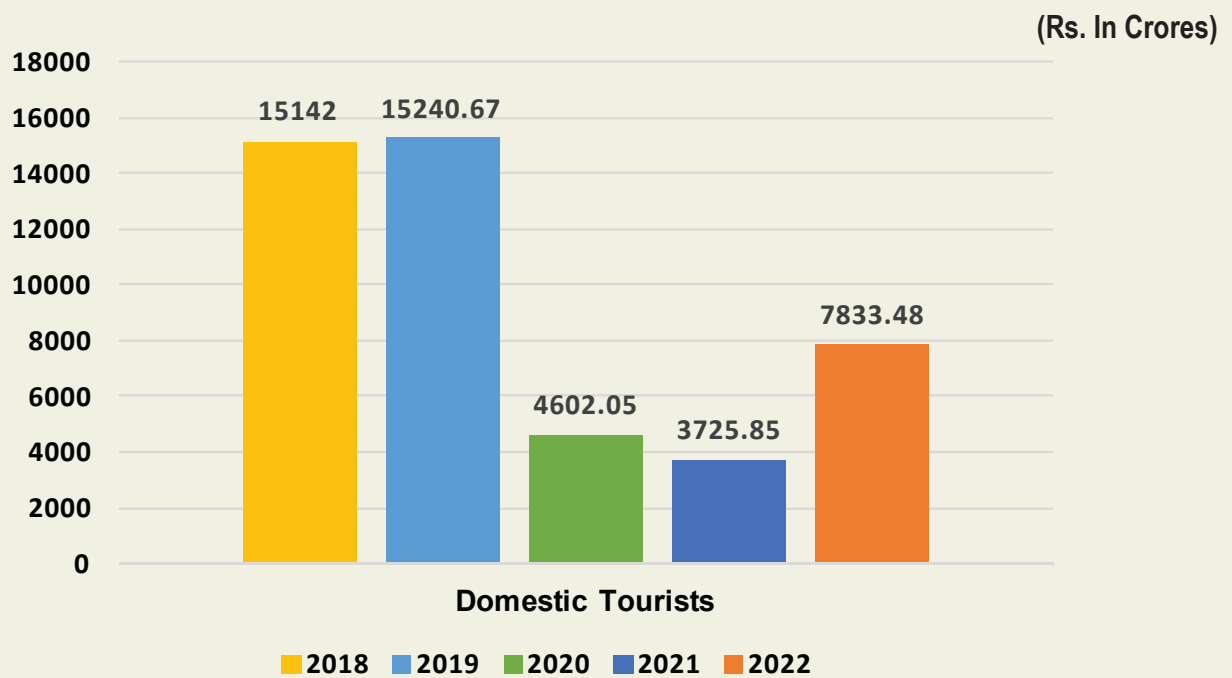


INFLOW OF MONEY THROUGH FOREIGN TOURIST SPENDING (EXPENDITURE) IN ODISHA

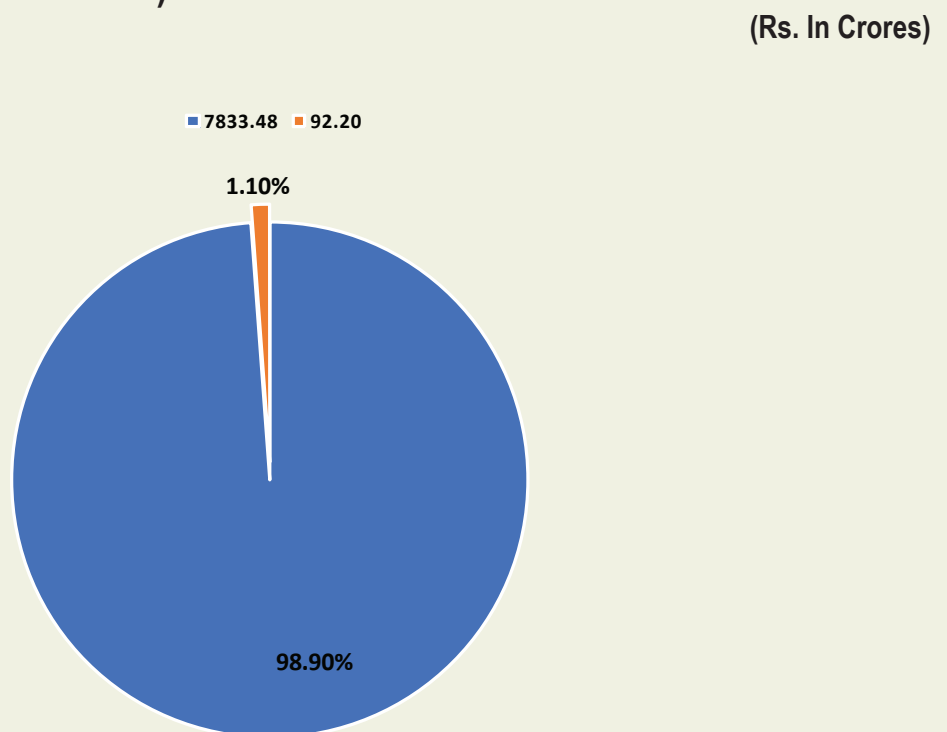
(Rs. In Crores)



INFLOW OF MONEY THROUGH DOMESTIC TOURIST SPENDING (EXPENDITURE) IN ODISHA



INFLOW OF MONEY THROUGH TOURIST SPENDING (EXPENDITURE) IN ODISHA DURING 2022





INFLOW OF MONEY THROUGH TOURIST SPENDING (EXPENDITURE) IN ODISHA

FOREIGN TOURIST ARRIVAL IN ODISHA / EARNINGS (Inflow of Money through Tourist Expenditure) ODISHA Vis-a-Vis INDIA

Year	TOURIST ARRIVAL			EARNINGS FROM TOURIST ARRIVAL (Rs. in Crores)		
	India	Odisha	Share	Foreign Exchange Earnings	Inflow of Money through Tourist expenditure in Odisha	Share (in %)
2018	1,05,57,929	1,10,818	1.05	1,94,881	461.90	0.24
2019	1,07,57,976	1,15,128	1.09	2,10,981	479.87	0.23
2020	71,71,769	10,206	0.14	50,136	42.54	0.08
2021	70,09,635	2,269	0.03	65,070	9.46	0.0145
2022(p)	61,91,399	22,121	0.35	1,34,543	92.20	0.07

TOURIST CENTRE OF ODISHA (Identified by Tourism Department)

Sl. No.	Name of the District	No. of Identified centre	Name of the Place
1	Angul	13	Angul, Banarpal, Bhimkand, Binikei, Bulajhar, Deulajhari, Handapapatrapada, Hingulapitha, Khuludi, Rengali, Talcher, Tikarpada and Derjang.
2	Balangir	10	Balangir, Gaikhai M.I.P., Harishankar, Jogisarada, Patnagarh, Ranipur-Jharial, Sainitala, Turekela, Bhimadunguri and Kumuda Pahad
3	Balasore	22	Ayodhya, Balaramgadi, Balasore, Bardhanpur, Bhusandeswar, Chandaneswar, Chandipur, Chasakhanda, Chowmukh Dagara, Inchudi, Kasaphal, Kupari, Langaleswar, Laxmananath, Panchalingeswar, Raibania, Remuna, Sajanagarh, Talasari, Tripisagadia, Gud and Tudugadia (sahidpitha)
4	Baragarh	10	Baragarh, Debrigarh, Devdarha, Gaisima, Ganiapali, Nrusimhanath, Papanga, Barapali, Chikhili & Bindhyabasini Hill (Pahad)-Giri Gabardhan Pitha-Baseikelagarh
5	Bhadrak	12	Aradi, Aharpada (Bhadrakali), Bhadrak, Chandabali, Dhamanagar, Dhamara, Guamala Nuasasan, Iswarpur (Dappanaikani), Eram (Raktatirtha), Saheed Nagar (Lunia), Devi Patna Mangala - Devi Barahi and Gohiratikiri.

Sl. No.	Name of the District	No. of Identified centre	Name of the Place
6	Boudh	03	Boudh, Charichhak (Purunakatak) and Charisambhu
7	Cuttack	28	Amageikuda, Ansupa, Banki, Bhattarika, Chhapachikana, Choudwar, Cuttack, Dhabaleswar, Kakudiapada, Kukudanga, Lalitgiri, Naraj, Nemala, Niali-Madhab, Paramahansa, Satakosia, Simhanath, Deojhar, Jayapur (Pragalapitha), Sapanpur, Damadamanipitha at Mangarajpur, Prasanna Purussottam Dev (Lord Jagannath Dev), Sri Sapneswar Dev, Sri Sri Ramanath Dev - Baidyanath Dev, Maninag Cave at Jalauka Hill, Baldev Jew - Hanuman Jew at Umar, Maa Dhakulei pitha at Pratapnagari and Satyabhamapur
8	Deogarh	02	Pradhanpat, Kailash
9	Dhenkanal	11	Dhenkanal, Joranda, Kapilas, Kualo, Ladagarh, Ramial, Saptasajya, Saranga, Bhuban, Brahmapura and Sapua
10	Gajapati	05	Gandahati, Harabhangi, Mahendragiri, Paralakhemundi, and Jeerango (Chandragiri) - Khasada waterfall.
11	Ganjam	22	Antarapada, Aryapalli, Athagada Patna, Berhampur, Buguda, Chilika (Rambha), Girisola, Gopalpur, Huma-Kantiagada, Jaugada, Kulada, Mahurikalua, Mantridi, Narayani, Nirmaljar, Pati-Sonapur, Potagarh, Taptapani, Taratarini, Ujjaleswar-Ghodahada Dam, Humari Tampara, and Nija Bankeswari
12	Jagatsinghpur	07	Garh Kujanga (Kunjabehari Matha), Jagatsinghpur, Jhankada, Paradeep, Paradeepgarh (Sandhakuda), Chandapur and Siali Beach
13	Jajpur	19	Ashokajhar, Baruneswarpitha, Chandikhol, Chhatia, Gokarnika, Jajpur, Kuransa, Mahavinayak, Patharajpur, Ratnagiri - Udayagiri, Satyapira, Singhapur, Vyasa Sarobar (Jajpur Road), Langudi., Abhimanyu Samant Singhar Smruti Pitha, Neulapur-Tarapur-Deuli Panturi, Vajragiri-Galagali Sankha-Kantigadia, Kayama Radhanagar, and Olasuni-Gangi Hill
14	Jharsuguda	05	Gujapahar, Jharsuguda, Kuilighugar, Pikalghugar, and Vikramkhol.
15	Kalahandi	17	Amathagarh, Ampani, Asurgarh, Belkhandi, Bhawanipatna, Dhamagarh, Gudahandi(Dokrichanchara), Jakam, Junagarh, Karlapat, Kusurla, Mardiguda, Phurlijharan, Rabandarh, Sapagaranda, Talguda and Thuamul-Rampur.
16	Kandhamal	06	Balaskumpa, Belghar, Chakapada, Daringibadi, Phulbani and Pudi.
17	Kendrapara	12	Aul.(Ali), Bhitarkanika, Kendrapara, Tamala Sasan, Santhapura, Kudanagari, Sakhibata, Gadadhar Pitha, Karteswar Matha, Andhabara, Goteswar Pitha and Hukitola-Batighar



Sl. No.	Name of the District	No. of Identified centre	Name of the Place
18	Keonjhar	16	Badaghagara, Deogaon (Kosalaswar), Ghatagaon, Gonasika, Gundichaghai, Hadagada, Handibhanga, Kanjipani, Keonjhar, Khandadhar, Murga Mahadev, Podasingidi (Garhchandi-Chakratirtha), Rajnagar, Sanaghagara, Sarai (Kesari Kunda) and Sitabinjhi.
19	Khurda	19	Atri, Banapur, Barunei (Khurda), Bhubaneswar, Bhusandapur, Chilika (Barkul), Dhauli, Gadamanatri, Hirapur, Jaydev Kenduli, Khandagiri - Udayagiri, Kosalasuni Thakuranipitha, Nandankanan, Rameswar, Mundiapada (Mandangiri) ,Salia Dam - Berbera Hills, ,Shree Ananta Purussottam Dev(Jagulai Patna) , Sankata Mochan Mahavir Temple and Shisu Ananta Pitha (Balipatna)
20	Koraput	13	Bagra, Deomali, Duduma (Machhakund), Gupteswar, Jalaput, Koraput, Nandapur, Suai , Sunabeda, Gulmi, Kechela, Raja Cave and Balda Cave.
21	Malkangiri	06	Balimela, Chitrakonda, Malkangiri, Motu, Raja-Rani Bandha and Satiguda.
22	Mayurbhanj	19	Bangiriposhi, Baripada, Bhimakunda, Bisoi, Deokunda, Haripur, Jamsola, Jashipur, Khiching, Kuchai, Kuliana, Manatri, Rairangpur, Similipal, Samibrukhyia , Suleipat., Merumatha, Alkudar and Sitakunda
23	Nuapada	07	Budhikomna, Nuapada, Patalaganga, Patora, Sindursil, Thipakhola and Yogimath.
24	Nawarangpur	05	Kelia, Nawarangpur, Papadahandi, Podagarh and Umarmarkote.
25	Nayagarh	14	Baramul, Odagaon, Jamupatna, Kantilo, Kuturi, Kuanria, Nayagarh, Ranapur, Sarankul, Tarabalo, Udayapur ,Sidhamula, Panchupalli Pargana and Jogi Jogiani .
26	Puri	21	Astaranga, Balighai, Baliharachandi, Barala (Balunkeswar Pitha), Biswanath Hill, Beleswar, Brahmagiri, Chaurasi, Chilika (Satapada), Jahaniapira, Kakatpur, Konark, Kuruma, Manikapatna, Pipili, Puri, Raghurajpur, Ramachandi, Satyabadi (Sakhigopal) , Baligaon (Bhakta Dasia Smruti Pitha) and Maa Mangala Temple (Matrushaktipitha)
27	Rayagada	07	Bissamkatak, Chatikona, Devagiri, Hatipathar (Rayagada), Minajhola, Niyangiri Hills and Padmapur.
28	Sambalpur	07	Chipilima, Gudguda, Hirakud, Huma, Kandhara, Sambalpur and Ushakothi (Badarama).
29	Subarnapur	07	Binika (Papakshya Ghat), Chandaliapat Puja Dunguri, Charada, Khaliapalli, Kotsamalai (Patali Jagannath Pitha), Chudakhai Pahad and Sonepur ..

Sl. No.	Name of the District	No. of Identified centre	Name of the Place
30	Sundargarh	13	Chhatri Hill, Darjeeng, Deodaraaha, Ghogar, Junagarh, Khandadhar, Mandira, Miriglotah, Rourkela, Sundargarh, Ushakothi, Vedavyasa and Amco-Simco .
	Total	358	

LIST OF ACCOMMODATION UNITS (Operated by Department of Tourism)

Sl. No.	Name of Units	2018	2019	2020	2021	2022
		Rooms/ Beds	Rooms/ Beds	Rooms/ Beds	Rooms/ Beds	Rooms/ Beds
1	Tourist Complex, Atri	6/20	6/20	6/20	6/20	6/20
2	Yatrinivas – cum - Cyclone Shelter, Chandaneswar	13/20	13/20	10/20	10/20	10/17

TARIFF OF ACCOMMODATION UNITS (Operated by Department of Tourism)

Sl No.	Name & Address of the Unit with Telephone No.	Rooms/Beds Type of Rooms	Tariff	Reservation Authority
1	Tourist Complex, Atri	6/20 N.A.C.D.R.-4 Dty-2 (6 beds each)	Rs.300/- Rs.60/- per bed Rs.5/- entry fee	Tourist Officer, Khurda At: Tourist Bathing Complex, Atri PO : Baghamari Dist : Khurda
2	Yatrinivas-cum-Cyclone Shelter, Chandaneswar, Dist. Balasore	10/17 Non A.C D.R-5 Non A.C S.R-2 A.C D.R-2	Rs. 300/- Rs. 100/- Rs. 600/-	Tourist Officer, Balasore,

ABBREVIATION

D.R :	Double Bedded Room	Dty. :	Dormitory
T.R :	Three Bedded Room.	Non A.C:	Non Air Conditioner
F.R :	Four Bedded Room	Ph. :	Telephone
A.C :	Air Conditioner		



LIST OF ACCOMMODATION UNITS (Operated by OTDC)

Sl .No.	Name of Units	2018	2019	2020	2021	2022
1	Panthanivas, Bhubaneswar	54/108	54/108	54/108	54/108	54/108
2	Panthanivas, Puri	54/118	54/118	52/114	50/110	50/110
3	Panthanivas, Rambha	18/44	18/44	24/48	24/48	24/48
4	Panthanivas ,Gopalpur	16/36	20/44	15/30	15/30	15/30
5	Panthanivas, Konark	46/100	46/100	46/100	46/100	46/100
6	Panthanivas, Cuttack	28/56	28/56	28/56	28/56	28/56
7	Panthanivas, Barkul	35/72	35/72	41/84	42/86	42/86
8	Panthanivas, Chandipur	41/94	41/94	41/94	41/94	41/94
9	Panthanivas, Sambalpur	34/68	34/68	33/66	33/66	33/66
10	Panthanivas, Rourkela	32/68	32/68	32/68	32/68	34/68
11	Yatrinivas, Satapda	46/100	46/100	28/56	28/56	28/56
12	Panthanivas, Paradeep	9/18	9/18	12/24	12/24	12/24
13	Panthanivas, (TRC) Keonjhar	14/28	14/28	17/34	17/34	17/34
14	Panthika, Dhauli	3/6	3/6	3/6	3/6	3/6
15	Panthika ,Khandagiri	4-CH	4-CH	4-CH	4-CH	4-CH
16	Aranyanivas,Chandbali	16/38	16/38	16/38	17/40	17/40
17	Panthatasala,Chandaneswar	29/58	29/58	29/58	37/74	37/74
18	Aranyanivas, Bhitarkanika	-	-	12/24	12/24	12/24

TARIFF OF ACCOMMODATION UNITS (Operated by O.T.D.C. Ltd)

Sl No.	Name & Address of the Unit (with Telephone)	No. of Rooms/Beds Type of Rooms	Tariff. 1 st October to 30th June in Rs.	Tariff 1 st July to 30 th September in Rs.	Facilities
1	Panthanivas, Lewis Road, Bhubaneswar PIN-751014, Ph.0674- 2432314 /2432515 Check out Time 8 A.M Email: odtc@pathanivas.com	54/108 Premier-54 AC Conf hall- 4 hrs for 8 hrs Convention Hall- 4hrs For 8 hrs	3000/- 5,000/- 10,000/- 12,000/- 18,000/-	3,000/- 5,000/- 10,000/- 11,000/- 16,500/-	AC Restaurant, AC Conf. Hall, TV, EPABX, D.G. Set, Conducted Sight Seeing Tour / Car & Bus on rental. (Room tariff includes complementary Bed Tea & Breakfast)
2	Panthanivas, Chakratirtha Road, Puri PIN-752001 Ph. 06752-222562 /222740 Check out Time 8 A.M. Email: odtc@pathanivas.com	50/110 Suite -20 Premier-8 Exécutive-4 Deluxe-14 AC Family-4 AC-Conf Hall (60pax) for 4 hrs for 8 hrs	4,500/- 2,500/- 2,200/- 4,200/- 1,700/- 8,000/- 10,000/-	4,100/- 2,500/- 2,200/- 4,200/- 1,700/- 8,000/- 10,000/-	AC Restaurant, Bar, TV, EPABX, D.G. Set, Conducted Sight Seeing Tour, Garden Snack Bar. (Room tariff includes complementary Bed Tea & Breakfast)
3	Panthanivas, Rambha, Dist. Ganjam PIN-761028 Phone-7683850403 Check out Time 12 Noon Email: odtc@pathanivas.com	24/48 AC Cottage- 06 Premier-02 Executive-09 AC.DR Deluxe - 07 AC Conf. Hall-	3,200/- 2,200/- 1,750/- 1,500/- 5,000/-	2,900/- 1,950/- 1,500/- 1,300/- 5,000/-	Restaurant, EPABX, TV, Non AC Conf Hall, Leisure plat- form with swing for children. (Room Tariff includes Bed Tea & Breakfast)
4	Panthanivas, Cuttack, Buxi Bazar, Cuttack PIN-753001 Ph. 0671-2306867 / 2306916 Check out Time 8 A.M Email: odtc@pathanivas.com	28/56 AC DR Dlx.-04 AC DR - 19 Non AC DR-05 A/C Conf. Hall-4 hrs For 8 hrs	2200/- 1,700/- 990/- 3,000/- 5,000/-	2000/- 1500/- 990/- 3,000/- 5,000/-	AC Restaurant, AC Conf Hall, TV, EPABX, D.G. Set. (Room Tariff includes Bed Tea & Breakfast)



SI No.	Name & Address of the Unit (with Telephone)	No. of Rooms/Beds Type of Rooms	Tariff. 1 st October to 30 th June in Rs.	Tariff 1 st July to 30 th September in Rs.	Facilities
5	Panthanivas, Barkul, Balugaon PIN-752030 Dist.-Khurda. Ph. 06756-257488 /257388 Check out Time 8 A.M Email: odtc@pathanivas.com	42/86 Suite-02 Premier-05 AC DR.Dlx -26 Non AC DR-08 AC Family-01 AC Conf Hall For - 8hrs	4,900/- 3,500/- 2,500/- 1,200/- 2,800/- 10,000/- 16,000/-	4,900/- 3,500/- 2,500/- 990/- 2,800/-	Restaurant, EPABX, TV, D.G. Set, Water Sports, Cruising, (Room Tariff includes Bed Tea & Breakfast)
6	Panthanivas, Chandipur, Dist. Balasore PIN-756025 Ph. 06782-270051 /270151 Tel-Fax – 06782 270065 Check out Time 8A.M. Email: odtc@pathanivas.com	41/94 Suite -12 Premier-03 AC Dlx-07 AC Family-2 Non AC DR-13 Non A/C FR-4 AC Conf. Hall - 4hrs 8hrs	3000/- 2000/- 1500/- 2500/- 1200/- 1600/- 4000/- 6000/-	3000/- 1800/- 1350/- 2500/- 1100/- 1600/-	Restaurants, TV, D.G. Set, Conducted Sight Seeing Tours, Conf Hall, EPABX, H&C, Fast Food Counter on Beach. (Room Tariff includes Bed Tea & Breakfast)
7	Panthanivas, Sambalpur, Brooks Hill, Sambalpur PIN-768001 Ph. 0663-2411282 / 2411296 Check out Time 12 Noon Email: odtc@pathanivas.com	33/66 Premier.-06 Executive-16 AC DR-04 Non AC DR-07 AC Conf Hall – I for 4hrs for 8 hrs AC Conf Hall – II for 4hrs for 8 hrs	2500/- 1600/- 1100/- 990/- 3000/- 5000/- 6000/- 8000/-	2500/- 1600/- 1000/- 990/-	AC Restaurant, Bar, AC Conf Hall, TV,DG Set. EPABX, Garden Snack Bar, Con- ducted Sight Seeing Tours. (Room Tariff includes Bed Tea & Breakfast)
8	Panthanivas, Rourkela, Sector-5, Rourkela PIN-769005 Ph. 0661-2643280 / 2646568 Check out time 8 A.M Email: odtc@pathanivas.com	34/68 Presidential Suite-3 Royal Suite-2 Super Premier-4 Premier-20 AC DR Dlx.-9 AC Conf. Hall - 4 hrs For 8 hrs	4500/- 4000/- 3500/- 3000/- 2500/- 8000/-	4500/- 4000/- 3500/- 3000/- 2500/-	AC Restaurant & Bar, TV, EPABX, D.G. Set. AC Conf. Hall (Room Tariff includes Bed Tea & Breakfast)

SI No.	Name & Address of the Unit (with Telephone)	No. of Rooms/Beds Type of Rooms	Tariff. 1 st October to 30 th June in Rs.	Tariff 1 st July to 30 th September in Rs.	Facilities
9	Panthanivas, Gopalpur, Dist-Ganjam. Ph. 0680-2343931 Check out time 8 A.M Email: odtc@pathanivas.com	15/30 AC Cottage- 6 Deluxe - 9	3200/- 1500/-	2900/- 1300/-	Restaurant, CH, PP, H & C. (Room Tariff includes Bed Tea & Breakfast)
10	Panthanivas, Paradeep Near Circuit House Pa- radeep. Ph. 06722-222275 Check Out- 8 A.M Email: odtc@pathanivas.com	12/24 AC Suit-3 AC DR - 9	2000/- 1400/-	2000/- 1400/-	Restaurant, TV etc. D. G set (Room Tariff includes Bed Tea & Breakfast)
11	Yatrinivas, Konark. At/PO: Konark Dist. Puri PIN-752111 Ph. 06758-236820 Check Out- 12 noon Email: odtc@pathanivas.com	46/100 Suite-2 Premier-4 Exécutive-12 AC Dlx-24 AC FR-4 AC Conf. Hall : For- 4 hrs For- 8 hrs Convention Hall : For -4 hrs For -8 hrs	6000/- 3500/- 2300/- 1400/- 2100/- 5000/- 8000/- 12,000/- 18,000/-	6000/- 3500/- 2100/- 1200/- 2100/- - 5000/- 8000/- 12,000/- 18,000/-	Restaurant, AC Conf. Hall Convention Hall (Room Tariff includes Bed Tea & Breakfast)
12	Yatrinivas, Satapada, Via- Brahmagiri Dist. Puri PIN-752001 Ph. 06752-262077 Check Out- 9 AM Email: odtc@pathanivas.com	28/56 Suite -4 Premier-6 Deluxe-18 AC Conf. Hall -	2500/- 2000/- 1800/- 3000/-	2200/- 1800/- 1600/- 3000/-	Restaurant, Boating Facility etc. AC Conf. Hall (Room Tariff includes Bed Tea & Breakfast)
13	Panthasala, Chandaneswar, At-Talsari PO-Chandaneswar Dist. Balasore PIN-756085 Ph. 06781-232528 Check Out- 9 A.M. Email: odtc@pathanivas.com	37/74 Suite-12 Deluxe-8 Non AC DR-17 AC Conférence Hall For 4 hrs For 8 hrs	2500/- 1700/- 990/- 5000/- 8000/-	2200/- 1500/- 990/-	Restaurant. (Room Tariff includes Bed Tea & Breakfast)



SI No.	Name & Address of the Unit (with Telephone)	No. of Rooms/Beds Type of Rooms	Tariff. 1 st October to 30th June in Rs.	Tariff 1 st July to 30 th September in Rs.	Facilities
14	Aranya Nivas, Chandabali, Dist. Bhadrak. Ph. 06786-220397 Check Out- 12 noon. Email: odtc@pathanivas.com	17/40 Suite-1 Deluxe-11 Non AC DR-4 Dty- 1 (8 beds) Per Bed	3500/- 1700/- 990/- 450/-	3500/- 1500/- 990/- 400/-	Restaurant (Room Tariff includes Bed Tea & Breakfast)
15	Panthanivas, Keonjhar At- Judia, Keonjhar. PIN-758002 Ph. 06766- 253603/9238211629 Check Out- 8A.M. Email: odtc@pathanivas.com	17/34 A.C Suite-4 Exécutive-1 AC Dlx-12 AC Conf. Hall : For 4 hrs For 8 hrs	2500/- 1800/- 1300/- 3000/- 5000/-	2500/- 1800/- 1300/-	AC Conf. Hall Restaurant. (Room Tariff includes Bed Tea & Breakfast)
16	Aranyanivas Bhitarkanika Dangamala, Bhitarkanika Check Out : 11 A.M. Check In : 12 Noon	12/24 Premier-12 NAC Conf. Hall : For 4 hrs For 8 hrs	2500/- 3000/- 5000/-	2300/-	Restaurant (Room Tariff includes Bed Tea & Breakfast)
17	Panthika Dhauli PO-Gopinathpur, Bhu- baneswar Check Out : 8 A.M. Check In : 9 A.M.	3/6 AC DR-2 NAC DR-1	1500/- 990/-	1350/- 990/-	Restaurant (Room Tariff includes Bed Tea & Breakfast)
18	Panthika Khandagiri Bhubaneswar	1.The entire Bun- glow and premises 2. One Side of the premises, kitchen space, one room with attached toilet and dining hall 3.Three halls & 2 toilets 4.One hall with toilet	40000/- 25000/- 6000/- 2000/-		

HOW TO BOOK :

On line booking- www.bookodisha.com

Toll Free Number- 1800 208 1414

INSTANT RESERVATION :

1. Govt. of Odisha Tourist Office, Utkal Bhawan ,55 ,Lenin Sarani, Kolkata, Phone (033) 22493653 / 22654556.
2. Govt. of Odisha Tourist Office, B /4 Emporia Complex, Baba Kharag Singh Marg, New Delhi Phone. (011) 23364580
3. Govt. of Odisha Tourist Office, Tamilnadu Tourism Complex, Ground Floor, Kalai Vanar, Arangam, Wallajah Road, Chennai-600002, Ph.{044}25360891
4. OTDC Head Office, Panthanivas, Lewis Road, Bhubaneswar
Central Reservation Counter:-Ph.(0674)2430764, Fax {0674}2431053/ E-mail: otdc@panthanivas.com
Website: <http://www.panthanivas.com>
5. Tariff & other factual information subject to change without prior notice.

N.B. The tariff includes complementary Bed Tea & Breakfast.

Extra Bed @ Rs.500/- only per person

Special offer 40% discount for Day visitors from 8AM to 6PM. (subject to availability of Rooms on the spot).

Special discount 10% for repeat visitors, Sr. Citizens, Students & Physically handicapped persons.

- Credit & Debit Card are also accepted in selected Units.

AIR TICKETING : Tel- (0674) 2432594 / 2432595





AVERAGE PERCENTAGE OF HOTEL OCCUPANCY

Sl. No.	Name of Place	2018	2019	2020	2021	2022
1	Puri	80	62	19	39	48
2	Bhubaneswar	79	72	24	32	47
3	Konark	45	43	22	37	40
4	Berhampur	81	81	22	12	27
5	Gopalpur	42	46	16	22	33
6	Chilika Area	52	52	18	31	43
7	Cuttack	75	76	21	34	50
8	Balasore	85	84	28	50	49
9	Chandipur	70	72	24	41	43
10	Dhenkanal	42	41	11	21	26
11	Angul	31	35	8	22	36
12	Baripada	65	65	22	41	43
13	Keonjhar	70	63	29	51	75
14	Rourkela	67	69	25	37	44
15	Sambalpur	56	63	24	36	44
16	Jharsuguda	37	44	16	39	43
17	Bolangir	59	61	22	39	50
18	Koraput	61	66	24	40	57
19	Jeypore	67	69	24	35	49
20	Rayagada	64	66	23	41	52
21	Phulbani	57	59	14	19	22
22	Bhawanipatna	55	63	20	41	49
23	Bhadrak	50	53	17	37	46
24	Malkangiri	53	48	18	38	55
25	Nawarangpur	56	60	23	40	54
26	Boudh	83	98	19	17	24
27	Sonepur	56	68	21	39	53
28	Baragarh	39	50	18	39	53
29	Nayagarh	74	60	21	68	80
30	Paradeep	32	37	12	36	50
31	Paralakhemundi	84	88	27	12	20
32	Deogarh	41	52	19	36	45
33	Jajpur Road	63	68	22	38	41
34	Sundargarh	56	51	18	36	60



6743Y

OR 02 Y 6743



GOVERNMENT OF ODISHA TOURIST OFFICES

<p>New Delhi Utkalika, B/4, Baba Kharak Singh Marg New Delhi, PIN : 110 001, Tel/ Fax : 011-23364580 oritourdelhi@gmail.com</p>	<p>Cuttack Near Netaji Birth Place Museum, Odia Bazzar PIN : 753 001 Tel : 0671-2305225 oritourcuttack@gmail.com</p>
<p>Kolkata Utkal Bhawan, 55-Lenin Sarani, Kolkata, PIN-700 013,Tel: 033-22493653 oritourkolkata@gmail.com</p>	<p>Dhenkanal District Library, Near Head Post Office,PO / Dist : Dhenkanal Tel : 06762-226631 PIN : 759001 oritourdhenkanal@gmail.com</p>
<p>Chennai Tamilnadu Tourism Complex, Near KalaivanarArangam,No-2- Wallajah Road, Chennai PIN - 600 002, Tel/ Fax: 044-25360891/25360952 odishatourismchennai@gmail.com</p>	<p>Keonjhar Collectorate, P.O./Dist : Keonjhar,PIN-758002, Tel: 06766-253603 oritourkeonjhar@gmail.com</p>
<p>Balangir Near RTO Chowk, Titilagarh Road,Balangir PIN - 767001 Tel : 06652-232432 oritourbalangir@gmail.com</p>	<p>Konark Open Air Auditorium (OAA)Konark, Dist : Puri , PIN - 752111 Tel: 06758-236821 oritourkonark@gmail.com</p>
<p>Baripada Baghra Road, Near Pvt.Bus Stand, Baripada Dist- Mayurbhanj PIN : 757001,Tel: 06792-252710 oritourbaripada@gmail.com</p>	<p>Koraput Old District Library, Sub Collector Office P.O./Dist : Koraput, Pin : 764020Tel Fax : 06852-250318 oritourkoraput@gmail.com</p>
<p>Berhampur At/PO-Hill Patna, Inside premises of Biju Patnaik Sanskruti Bhawan Dist : Ganjam PIN : 764005, Tel/ Fax: 0680-2950657 oritourberhampur@gmail.com</p>	<p>Kandhamal DTC Building Complex, Narayani Road Phulbani, Dist- Kandhamal. Tel: 06842-253748 PIN-762001 oritourkandhamal@gmail.com</p>
<p>Kalahandi Shanskruiti Bhawan, Infront of Pvt. Bus Stand Bhawanipatna, Dist : Kalahandi PIN-766001, Tel : 06670-230402 oritourkalahandi@gmail.com</p>	<p>Puri Near Subash Bose Square, VIP Road, Puri PIN : 752002 Tel: 06752-222664 oritourpuri@gmail.com</p>
<p>Bhubaneswar Ground floor , Paryatana Bhawan, Lewis Road, Bhubaneswar PIN - 751014, Tel: 0674-2431299 oritourbhubaneswar@gmail.com</p>	<p>Rourkela TRC Building, Panthanivas Complex, Sector-5, Rourkela, Dist : Sundargarh.PIN-769002 Tel: 0661-2640885 Tel/ Fax : 0661-2640646 oritourrourkela@gmail.com</p>

<p>Balasore Circuit House Campus Police Line, Balasore PIN-756001, Tel: 06782-262048 Tel -06782-260508 oritourbalasore@gmail.com</p>	<p>Sambalpur Panthanivas Complex, Sambalpur, PIN-768001 Tel: 0663-2411118 oritoursambalpur@gmail.com</p>
<p>Bhadrak Motel Chhak, Mathasahi, Bhadrak PIN-756100 oritourbhadrak@gmail.com</p>	<p>Jajpur Gautam Buddha Sanskruti Bhawan Near Head Post Office, Dist : Jajpur PIN : 755001 oritourjajpur@gmail.com</p>
<p>Angul 1st Floor, Old Building of Commercial Tax office PO/Dist : Angul PIN : 759122 Tel / Fax-06764-233927 oritourangul@gmail.com</p>	<p>Jagatsinghpur At : Collectorate PO/Dist:- Jagatsinghpur, PIN-754 103 oritourjagatsinghpur@gmail.com</p>
<p>Gajapati At : Room No : 10, Collectorate PO : Paralakhemundi, Dist : Gajapati PIN : 761200 oritourgajapati@gmail.com</p>	<p>Nayagarh At : Pathani Samanta Auditorium, Collectorate PO/Dist : Nayagarh PIN-752069 oritournayagarh@gmail.com</p>
<p>Rayagada At : Collectorate PO/Dist : Rayagada PIN : 765001 oritourrayagada@gmail.com</p>	<p>Deogarh At : Collectorate (Reading Room-cum-Library I & PR Deptt), P.O/Dist : Deogarh PIN : 768108 oritourdeogarh@gmail.com</p>
<p>Baragarh At : Sanskruti Bhawan , PO/Dist : Baragarh, PIN : 768028 oritourbaragarh@gmail.com</p>	<p>Subarnapur At : Collectorate , PO/Dist : Subarnapur , PIN : 767017 oritoursubarnapur@gmail.com</p>
<p>Kendrapara At : Ayodhya Nagar Near Tulasi Women's College PO/Dist : Kendrapara, PIN-754211 oritourkendrapara@gmail.com</p>	<p>Boudh At : Collectorate New Building PO/Dist : Boudh oritourboudh@gmail.com</p>
<p>Khordha At : Old Collectorate Building PO : Palla. Dist: Khordha PIN-752056 oritourkhurda@gmail.com</p>	<p>Nuapada At : Collectorate, P.O/Dist : Nuapada, PIN : 766105 oritournuapada@gmail.com</p>
<p>Jharsuguda At : Collectorate, P.O/Dist : Jharsuguda PIN : 768204 oritourjharsuguda@gmail.com</p>	<p>Nabarangapur At : Collectorate, P.O/Dist : Nabarangapur PIN : 764059 oritournabarangapur@gmail.com</p>
<p>Malkangiri At : Collectorate P.O/Dist : Malkangiri, PIN : 764048 oritourmalkangiri@gmail.com</p>	



GOVERNMENT OF INDIA TOURIST OFFICE

Ground Floor, Paryatan Bhawan, Bhubaneswar.
 PIN:-751014, Ph:- 2432203, Tel FAX :0674-2435487,
 Email:-itobbs@nic.in, itobbsr@gmail.com.
 Website : www.tourism.gov.in, www.incredibleindia.org.

OTHER TOURIST INFORMATION COUNTERS(IN CITY)

MUMBAI

Govt. of Odisha Tourist Information Counter,
 Vashi, Navi Mumbai (Maharashtra)

RAIPUR

BR-5,RDA Building,Sharada Chowak
 Raipur (Chattisgarh) PIN:- 400092

TOURIST INFORMATION COUNTER (IN RAILWAY STATION)

BHUBANESWAR

Railway Station Platform No.1,
 Ph-0674-2532533

PURI

Railway Station

HOWARH (WEST BENGAL)

Railway Station
 Platform No 21
 Ph: 033-26411431.

VIJAYNAGARAM (ANDHRARADESH)

Railway Station

AIRPORT

BHUBANESWAR

Bijupatnaik International Airport
 Ph- 0674-2595659



ODISHA
 INDIA'S BEST KEPT SECRET.



Chilika



**TOURIST
PROFILE
SURVEY
HIGHLIGHTS**
DURING PEAK &
LEAN SEASON
2018-19

Sample Size	Domestic Lean: 4028 Peak: 3911 Total: 7939		Foreign Lean: 451 Peak: 932 Total: 1383
Average Duration of Stay	Domestic	Lean Season: 3 days Peak Season: 4.5 days	Total Average: 3.75 days
	Foreign	Lean Season: 12.5 days Peak Season: 7 days	Total Average: 9.75 days
Average Tourist Spending (Per day per head)	Domestic: Rs. 2655 /-		Foreign: Rs. 4275/-
Main Purpose of Visit	Foreign Tourist: Holidaying, Business & Official (74%)		
	Domestic Tourist: Holidaying, Business & Official (84%)		
Source of Motivation	Foreign Tourist		Domestic Tourist
	42% Previous experience 12% By their friends & relatives		46% Previous experience 17% By their friends & relatives
Mode of Arrival	Domestic		Foreign
	By Air : 11% By Rail : 76% By Road: 13%		By Air : 81% By Rail : 14% By Road : 05%
Area of Spending	Foreign Tourist		Domestic Tourist
	Accommodation : 68% Food & Beverage : 12% Shopping : 14% Transport & Sightseeing : 6%		Accommodation : 52% Food & Beverage : 16% Shopping : 20% Transport & Sightseeing: 12%
Repeat Visitors	Domestic: 67% Foreign:47%		



LIST OF EXCURSION AGENCIES RECOGNISED BY THE TOURISM DEPARTMENT

Sl. No.	Name of Agency	Govt. approval No. & Date
1	M/s. Universal Travels Bhagirath Villa flat no- 001,Palsuni canal road, PO - GGP Colony, Rasulgarh universaltravels_98@yahoo.com	516/TSM, dtd 12.01.23
2	M/s. Parikrama Travels Chakratirtha Road, Puri-752002 travels.parikrama@gmail.com	516/TSM, dtd 12.01.23
3	M/s. Eastern Treasure India Tours Pvt. Ltd. Block No.3, 1st Floor, Aditya Tradings, (Inside SBI Old Town Branch Campus) Sriram Nagar, Bhubaneswar-751002 tours@treasureindiatours.com	516/TSM, dtd 12.01.23
4	M/s. USHA TRAVELS 102, Bharati Tower, Forest Park Bhubaneswar- 751009, Odisha, India info@ushaholidays.in	516/TSM, dtd 12.01.23
5	M/s. Dev Tour & Travels Dev Tour & travels, near- Bhanjpur railway ticket booking counter po- Bhanjpur, Baripada Dist-Mayurbhanj 757002, Odisha tourtraveldev@gmail.com	516/TSM, dtd 12.01.23
6	M/s. Greenline Tours & Travels 1st 2nd floor C/42, Saheed Nagar, Market Build- ing,Bhubaneswar-751007 greenlineunit@rediffmail.com	516/TSM, dtd 12.01.23
7	M/s. Czarita india pvt ltd Plot No 501 Maruti Residency Patia Raghunathpur-751024, Odisha	7599/TSM, dtd 27.09.22
8	M/s. Odisha Vacations Services Pvt Ltd. Plot No L/62, GroundFloor, Kalarahanga, Nan- danvihar,Patia, Bhubaneswar	7601/TSM, dtd 27.09.22
9	M/s. Heritage Tours Mayfair Beach Resort, C.T. Road, Puri-752002 DIST-Puri, Odisha	7603/TSM, dtd 27.09.22
10	M/S Travelz O Trip 1st floor, Plot no - 164, Nigamananda Nagar, Bomikhal, Bhubaneswar, Khordha, Odisha, 751010,Odisha, India	7607/TSM, dtd 27.09.22

Sl. No.	Name of Agency	Govt. approval No. & Date
11	OD Tours and Travels Pvt Ltd. Flat No- 4/D, Crystal Plaza, Santoshi Bihar, Canal Road, Bhubaneswar, Odisha, India	7609/TSM, dtd 27.09.22
12	M/s Swosti Travels Swosti Travels (A Division of Swosti Travels & Exports Pvt. Ltd.) 103, Janpath, Unit-3 Bhubaneswar - 751 001, Odisha Email : dgmst@swosti.com / gmst@swosti.com	7605/TSM, dtd 27.09.22
13	<u>M/s. Indus Journey</u> Plot No.598/599, Rajarani, Samantarapur Bhubaneswar - 751002 Tel – 0674 2342570 Mobile : 9937346030, 9438792570 E-mail: indusjourney@gmail.com odishatapan@yahoo.co.in www.indusjourney.org	1729/TSM, dtd 25.02.2022
14	<u>M/s. MISHRA TOURS & TRAVELS</u> OG-253, UNIT-4 MARKET, BHUBANESWAR-751001, Odisha, India	1733/TSM, dtd 25.02.2022
15	<u>M/s. Annapurna Ventures Private Limited</u> N5/525, Annapurna complex, IRC Village, Bhubaneswar, Khurda, Odisha-751015, India	1735/TSM, dtd 25.02.2022
16	<u>M/s. Angel Eyes</u> Natures Alley, (A unit of Angel Eyes) , 1 st floor, Mohini Mohan Complex, Girang Chowk, Nalco Nagar, Angul Odisha, India	1731/TSM, dtd 25.02.2022
17	<u>Travel Arrangers.in</u> Plot No-12 SCR, Ground Floor, Kharvel Nagar, Bhubaneswar – 751001	7392/TSM, dtd 26.08.2019
18	<u>M/s Flyworld.com</u> Plot No-12 SCR, Ground Floor, Kharvel Nagar, Bhubaneswar – 751001	7397/TSM, dtd 26.08.2019
19	Dove Tours Pvt. Ltd. C/23, Saheed Nagar Market Building, Bhubaneswar, India Tel +91 674 2547175 Fax +91 674 2543869 Mobile +91 9937949286 E-mail: info@dovetours.com Website : www.dovetours.com	7402/TSM, dtd 26.08.2019



Sl. No.	Name of Agency	Govt. approval No. & Date
20	M/s Happy Travels Plot No-M/16/1, Hotel Chandan, Baramunda Housing Board Colony, Bhubaneswar-751003	7407/TSM, dtd 26.08.2019
21	Richi Travels Hotel Richi Complex, 122-A, Station Square Kharvel Nagar, Bhubaneswar-751001	7412/TSM, dtd 26.08.2019
22	Jaya Durga Travels In-front of Iskon Mausima Temple Near DAV School, Unit-8, Bhubaneswar – 751012	7417/TSM, dtd 26.08.2019
23	Kalpataru Travels Plot No-MB 92, Badagada BRIT Colony, Bhubaneswar-751018	7422/TSM, dtd 26.08.2019
24	Discover Tour & Travels OSHB-1 , Nageswartangi, Lewis Road, Bhubaneswar-751 002	7427/TSM, dtd 26.08.2019
25	Discover Odisha Tapaswini Bhavan, Azimabad , Balasore	7432/TSM, dtd 26.08.2019







TOURISTS VISIT IN THE IDENTIFIED TOURIST CENTRES OF ODISHA (DISTRICT WISE)

Sl. No.	Name of the Tourist Centre	2020		2021		2022				
		Domestic	Foreign	Domestic	Foreign	Domestic	Foreign	Total		
1	2	3	4	5	6	7	8	9	10	11
ANGUL DISTRICT										
1	Tikarpara	14996	-	14996	16879	-	16879	19354	-	19354
2	Talcher	12173	-	12173	13782	-	13782	15436	-	15436
3	Bhimkand	9223	-	9223	9946	-	9946	10853	-	10853
4	Deulajhari	23674	-	23674	26294	-	26294	27083	-	27083
5	Angul	42960	119	43079	45623	59	45623	106958	874	107832
6	Banarpal	13345	-	13345	14751	-	14751	19572	-	19572
7	Rengali	17204	-	17204	18935	-	18935	21185	-	21185
8	Khuludi	16776	-	16776	19268	-	19268	27981	-	27981
9	Hingula Pitha	16531	-	16531	18957	-	18957	21790	-	21790
10	Handapa-Patrapada	8593	-	8593	9379	-	9379	14320	-	14320
11	Bulajhar	10765	-	10765	11843	-	11843	15213	-	15213
12	Binikei	11438	-	11438	12864	-	12864	17438	-	17438
13	Derjang	9079	-	9079	10736	-	10736	18516	-	18516
BALASORE DISTRICT										
1	Chandipur	491689	08	491697	561710	50	561760	571836	80	571916
2	Remuna	162301	14	162315	166358	-	166358	234223	02	234225
3	Chandaneswar	221639	2	221641	263444	-	263444	408705	1	408706
4	Panchalingeswar	154303	16	154319	164168	5	164173	361006	-	361006
5	Talsari	138432	21	138453	140523	5	140528	352807	4	352811
6	Raibania	13612	-	13612	13925	-	13925	18269	-	18269
7	Bhusandeswar	39278	-	39278	40260	-	40260	63827	-	63827
8	Langaleswar	19569	-	19569	20058	-	20058	29080	-	29080
9	Balarangadi	110826	-	110826	113597	-	113597	149748	-	149748
10	Laxmananath	27731	-	27731	27837	-	27837	45491	-	45491

Sl. No.	Name of the Tourist Centre	2020			2021			2022		
		Domestic	Foreign	Total	Domestic	Foreign	Total	Domestic	Foreign	Total
1	2	3	4	5	6	7	8	9	10	11
11	Balasure	178799	181	178980	180225	63	180288	325106	124	325230
12	Sajanagarh	26948	-	26948	27662	-	27662	28321	-	28321
13	Kasaphal	25014	-	25014	32580	-	32580	49695	-	49695
14	Ayodhya	24754	-	24754	25218	-	25218	28140	-	28140
15	Bardhanpur	18777	-	18777	19245	-	19245	30275	-	30275
16	Chasakhanda	23581	-	23581	24170	-	24170	25708	-	25708
17	Chowmukh Dagara	20191	1	20192	27689	1	27690	72710	-	72710
18	Tripisagadia	13816	-	13816	14161	-	14161	19438	-	19438
19	Kupari	43937	-	43937	44947	-	44947	48137	-	48137
20	Inchudi	12032	-	12032	12310	-	12310	15212	-	15212
21	Gud	15254	-	15254	15605	-	15605	16120	-	16120
22	Tudigadia	4450	-	4450	4552	-	4552	9198	-	9198
BARGARH DISTRICT										
1	Bargarh	127510	1	127511	161360	-	161360	247860	27	247887
2	Nrusimhanath	136539	-	136539	260950	-	260950	375361	-	375361
3	Debrigarh	33263	6	33269	78450	-	78450	103310	-	103310
4	Devdartha	24509	-	24509	37050	-	37050	41950	-	41950
5	Gaisima	20020	-	20020	27185	-	27185	50140	-	50140
6	Ganiapali	5248	-	5248	10920	-	10920	16335	-	16335
7	Papanga	8734	-	8734	17425	-	17425	25800	-	25800
8	Barpali	34288	-	34288	57625	-	57625	67425	-	67425
9	Chikhili	5354	-	5354	11480	-	11480	19150	-	19150
10	Bindhyabasini Hill-Giri Gobardhan Pitha-Baselikelagarh	26593	-	26593	34515	-	34515	40655	-	40655
BHADRAK DISTRICT										
1	Aradi	230161	-	230161	235454	-	235454	321453	-	321453



Sl. No.	Name of the Tourist Centre	2020			2021			2022		
		Domestic	Foreign	Total	Domestic	Foreign	Total	Domestic	Foreign	Total
1	2	3	4	5	6	7	8	9	10	11
2	Dhamnagar	30634	-	30634	31338	-	31338	41285	-	41285
3	Chandabali	45950	11	45961	47010	-	47010	55118	2	55120
4	Dhamra	49885	57	49942	51190	-	51190	64779	62	64841
5	Bhadrak	58276	88	58364	84848	58	84906	236322	150	236472
6	Guamal Nuasasan	8235	-	8235	8424	-	8424	12709	-	12709
7	Aharpada (Bhadrakali)	44379	-	44379	45400	-	45400	50264	-	50264
8	Iswarpur (Dappanaikani)	9412	-	9412	9628	-	9628	10223	-	10223
9	Eram(Raktatirtha)	5741	-	5741	5873	-	5873	12309	-	12309
10	Saheed Nagar (Lunia)	3599	-	3599	4799	-	4799	11641	-	11641
11	Devi Patana Mangala & Devi Barahi	8477	-	8477	16259	-	16259	25667	-	25667
12	Gohiratikiri	20342	-	20342	5138	-	5138	8347	-	8347
BALANGIR DISTRICT										
1	Harishankar	184819	-	184819	324610	-	324610	354270	-	354270
2	Patnagarh	65512	-	65512	86760	-	86760	92260	-	92260
3	Ranipur-Jharial	45621	-	45621	74235	-	74235	79535	-	79535
4	Jogisarada	39646	-	39646	47350	-	47350	52460	-	52460
5	Turekela	21092	-	21092	30520	-	30520	33630	-	33630
6	Saintala	37298	-	37298	50435	-	50435	56350	-	56350
7	Balangir	188268	9	188277	292980	-	292980	334100	66	334166
8	Gaikhai MIP	5291	-	5291	15255	-	15255	17705	-	17705
9	Bhimadunguri	26789	-	26789	54700	-	54700	58335	-	58335
10	Kumuda Pahad	48366	-	48366	78170	-	78170	122615	-	122615
BOUDH DISTRICT										
1	Boudh	9384	-	9384	10725	-	10725	17473	-	17473
2	Charisambhu	13582	-	13582	15751	-	15751	18269	-	18269
3	Charichhak	8397	-	8397	9643	-	9643	14707	-	14707

Sl. No.	Name of the Tourist Centre	2020			2021			2022		
		Domestic	Foreign	Total	Domestic	Foreign	Total	Domestic	Foreign	Total
1	2	3	4	5	6	7	8	9	10	11
CUTTACK DISTRICT										
1	Cuttack	272389	25	272414	307324		307324	570998	10	570008
2	Lalitgiri	19924	186	20110	16912	5	16917	22241	42	22283
3	Ansupa	28901	4	28905	57066	-	57066	113104	-	113104
4	Banki	63643	-	63643	75623	-	75623	116902	-	116902
5	Bhattarika	59867	-	59867	78012	-	78012	133473	-	133473
6	Choudwar	46773	-	46773	86382	-	86382	170784	-	170784
7	Dhabaleswar	103484	-	103484	229149	-	229149	373306	-	373306
8	Naraj	30927	-	30927	46282	-	46282	78340	-	78340
9	Niali Madhab	32305	-	32305	27439	-	27439	47614	-	47614
10	Chhapchikana	28338	-	28338	27807	-	27807	47062	-	47062
11	Singhanath	29666	-	29666	32155	-	32155	55524	-	55524
12	Amgeikuda	25383	-	25383	20689	-	20689	45062	-	45062
13	Kakudiapada	36247	-	36247	27628	-	27628	41849	-	41849
14	Kukudanga	25497	-	25497	23674	-	23674	43293	-	43293
15	Satakosia	32943	5	32948	43523	-	43523	94868	-	94868
16	Paramahansa	42673	-	42673	51071	-	51071	80356	-	80356
17	Nemala	58577	-	58577	65139	-	65139	113789	-	113789
18	Deojhar	23810	-	23810	38556	-	38556	65646	-	65646
19	Jayapur(Pragalapitha)	26092	-	26092	32146	-	32146	54121	-	54121
20	Damadamunipitha	23679	-	23679	26070	-	26070	45012	-	45012
21	Sapanpur	33610	-	33610	24808	-	24808	45247	-	45247
22	Maninag Cave(Jauluka Hill)	15875	-	15875	24865	-	24865	52994	-	52994
23	Prasanna Purusottam Dev(Tigiria)	23672	-	23672	28977	-	28977	59712	-	59712
24	Swapneswar Dev(Sankhamari)	23716	-	23716	28070	-	28070	48943	-	48943



Sl. No.	Name of the Tourist Centre	2020			2021			2022		
		Domestic	Foreign	Total	Domestic	Foreign	Total	Domestic	Foreign	Total
1	2	3	4	5	6	7	8	9	10	11
25	Sri Sri Ramanath Dev & Baidyanath Dev	25601	-	25601	27403	-	27403	50102	-	50102
26	Baladev Jew & Hanuman Jew(Umar)	20378	-	20378	27315	-	27315	51361	-	51361
27	Maa Dhakulei Pitha	30626	-	30626	29694	-	29694	72430	-	72430
28	Satyabhamapur	23515	-	23515	22669	-	22669	36914	-	36914
DEOGARH DISTRICT										
1	Pradhanpat (Deogarh)	98405	-	98405	192535	-	192535	218260	-	218260
2	Kailash	5787	-	5787	11880	-	11880	13335	-	13335
DHENKANAL DISTRICT										
1	Kapilas	131441	-	131441	133655	-	133655	343583	-	343583
2	Joranda	619551	-	619551	322373	-	322373	653961	-	653961
3	Dhenkanal	12197	3	12200	15481	-	15481	21807	-	21807
4	Saptasajya	22662	-	22662	24816	-	24816	28712	-	28712
5	Saranga	10575	-	10575	12134	-	12134	18367	-	18367
6	Kualo	8196	-	8196	9352	-	9352	15730	-	15730
7	Ladagarh	10559	-	10559	11768	-	11768	19311	-	19311
8	Ramial	10155	-	10155	11483	-	11483	19352	-	19352
9	Bhuban	23504	-	23504	25374	-	25374	28842	-	28842
10	Brahmapura	14150	-	14150	15467	-	15467	17666	-	17666
11	Sapua	6608	-	6608	7299	-	7299	9754	-	9754
GAJAPATI DISTRICT										
1	Paralakhemundi	35370	-	35370	38457	-	38457	48036	-	48036
2	Mahendragiri	22814	-	22814	25363	-	25363	28758	-	28758
3	Harabhangi	10417	-	10417	11784	-	11784	19262	-	19262
4	Gandahati	8837	-	8837	10248	-	10248	19542	-	19542
5	Jeerango & Khasada Water fall	7766	-	7766	9562	-	9562	10987	-	10987

Sl. No.	Name of the Tourist Centre	2020			2021			2022		
		Domestic	Foreign	Total	Domestic	Foreign	Total	Domestic	Foreign	Total
1	2	3	4	5	6	7	8	9	10	11
GANJAM DISTRICT										
1	Gopalpur	128729	280	129009	133467	10	133467	210490	-	210490
2	Taptapani	31490	-	31490	32633	-	32633	86456	-	86456
3	Chilika (Rambha)	19303	26	19329	20756	-	20756	26234	-	26234
4	Narayani	30435	-	30435	32274	-	32274	36734	-	36734
5	Nirmaljarhar	14680	-	14680	15981	-	15981	18725	-	18725
6	Taratarani	108723	-	108723	111544	-	111544	195779	-	195779
7	Buguda	14624	-	14624	17489	-	17489	28650	-	28650
8	Jaugarh	7545	-	7545	8832	-	8832	16240	-	16240
9	Aryapalli	11294	-	11294	13675	-	13675	19194	-	19194
10	Berhampur	176945	10	176955	181697	-	181697	188642	5	188647
11	Girisola	11535	-	11535	12731	-	12731	18407	-	18407
12	Kulad	14279	-	14279	15696	-	15696	17824	-	17824
13	Mahurikalua	21621	-	21621	23241	-	23241	25413	-	25413
14	Mantridi	30917	-	30917	32476	-	32476	39348	-	39348
15	Athagarhpatna	8563	-	8563	9717	-	9717	11091	-	11091
16	Huma Kantiagada	8966	-	8966	10693	-	10693	16235	-	16235
17	Pati Sonapur	10581	-	10581	12862	-	12862	16526	-	16526
18	Potagarh	12732	-	12732	14194	-	14194	18576	-	18576
19	Ujaleswar Ghodahad Dam	14851	-	14851	16658	-	16658	19832	-	19832
20	Antarapada	11231	-	11231	13435	-	13435	18346	-	18346
21	Humari Tampara	12962	-	12962	15829	-	15829	19437	-	19437
22	Nijabankeswari	8233	-	8233	9988	-	9988	19112	-	19112
JAGATSINGHPUR DISTRICT										
1	Paradeep	238922	172	239094	248352	277	248352	423459	1365	424824
2	Jhankad	155984	-	155984	286364	-	286364	422132	-	422132



Sl. No.	Name of the Tourist Centre	2020			2021			2022		
		Domestic	Foreign	Total	Domestic	Foreign	Total	Domestic	Foreign	Total
1	2	3	4	5	6	7	8	9	10	11
3	Jagatsinghpur	39945	-	39945	55391	-	55391	103932	-	103932
4	Gadakuja	50998	-	50998	42941	-	42941	65948	-	65948
5	Paradeepgath	45405	-	45405	32580	-	32580	65473	-	65473
6	Chandpur	21488	-	21488	21456	-	21456	46902	-	46902
7	Siali Beach	21032	-	21032	39981	-	39981	97726	-	97726
JAJPUR DISTRICT										
1	Jajpur	82697	73	82770	117121	41	117162	239359	261	239620
2	Ratnagiri and Udayagiri	12733	243	12976	13965	14	13973	12603	23	12626
3	Mahavinayak	57996	-	57996	92239	-	92239	184990	-	184990
4	Chandikhol	60229	-	60229	73753	-	73753	154039	-	154039
5	Ashokjhar	35889	-	35889	47701	-	47701	77205	-	77205
6	Vyas Sarobar	40595	-	40595	41103	-	41103	72435	-	72435
7	Gokarnika	44244	-	44244	37581	-	37581	71879	-	71879
8	Chhatia	64670	-	64670	174302	-	174302	327669	-	327669
9	Kuransa	37756	-	37756	41371	-	41371	62732	-	62732
10	Satyapira	26045	-	26045	16559	-	16559	32769	-	32769
11	Singhapur	32769	-	32769	35391	-	35391	56610	-	56610
12	Baruneswarpitha	41948	-	41948	43065	-	43065	65610	-	65610
13	Patharajpur	13473	-	13473	17672	-	17672	38772	-	38772
14	Langudi	14979	-	14979	23133	-	23133	45424	-	45424
15	Abhimanyu Samanta Singhar Smruti Pitha	10756	-	10756	15232	-	15232	34515	-	34515
16	Neulapur-Tarapur-Deuli-Panturi	9619	-	9619	17065	-	17065	42541	-	42541
17	Vajragiri-Galagali Sankha-Kantigadia	11096	-	11096	16598	-	16598	41490	-	41490
18	Kayama-Radhanagar	12699	-	12699	17998	-	17998	56919	-	56919

Sl. No.	Name of the Tourist Centre	2020			2021			2022		
		Domestic	Foreign	Total	Domestic	Foreign	Total	Domestic	Foreign	Total
1	2	3	4	5	6	7	8	9	10	11
19	Olasuni-Gangi Hill	90781	-	90781	124163	-	124163	244579	-	244579
JHARSUGUDA DISTRICT										
1	Vikramkhoh	2053	-	2053	5390	-	5390	8175	-	8175
2	Jharsuguda	129620	158	129778	244695	12	244707	330160	1243	331403
3	Gujapahar	17016	-	17016	39975	-	39975	43265	-	43265
4	Kuilighugar	29710	-	29710	114935	-	114935	140625	-	140625
5	Pikalghugar	4922	-	4922	15780	-	15780	20430	-	20430
KALAHANDI DISTRICT										
1	Ampani	20362	-	20362	30315	-	30315	34170	-	34170
2	Phurijharan	25372	-	25372	70775	-	70775	112015	-	112015
3	Karlapat	8903	-	8903	20200	-	20200	24630	-	24630
4	Asurgarh	6656	-	6656	16005	-	16005	19335	-	19335
5	Belkhandi	10707	-	10707	23040	-	23040	28135	-	28135
6	Gudahandi	8845	-	8845	20705	-	20705	23470	-	23470
7	Junagarh	23656	-	23656	47560	-	47560	82425	13	82438
8	Bhawaniapatna	74865	-	74865	148645	-	148645	257440	92	257532
9	Thuamul-Rampur	16747	-	16747	39765	-	39765	44720	-	44720
10	Amatgarh	8622	-	8622	18635	-	18635	22235	-	22235
11	Dharmagarh	19642	-	19642	39195	-	39195	67430	-	67430
12	Jakam	6846	-	6846	12565	-	12565	14640	-	14640
13	Mardiguda	5935	-	5935	14525	-	14525	16005	-	16005
14	Rabandarh	8927	-	8927	24365	-	24365	41785	-	41785
15	Sapagaranda	6512	-	6512	13310	-	13310	15425	-	15425
16	Talguda	5163	-	5163	10295	-	10295	13345	-	13345
17	Kusurla	6114	-	6114	13015	-	13015	16060	-	16060



Sl. No.	Name of the Tourist Centre	2020			2021			2022		
		Domestic	Foreign	Total	Domestic	Foreign	Total	Domestic	Foreign	Total
1	2	3	4	5	6	7	8	9	10	11
KANDHAMAL DISTRICT										
1	Daringibadi	14674	-	14674	16986	-	16986	19767	-	19767
2	Chakapada	9753	-	9753	10973	-	10973	12785	-	12785
3	Putudi	5396	-	5396	6834	-	6834	7755	-	7755
4	Balaskumpa	7548	-	7548	8762	-	8762	9895	-	9895
5	Belghar	1879	-	1879	3055	-	3055	4289	-	4289
6	Phulbani	18637	-	18637	20349	-	20349	30686	-	30686
KENDRAPARA DISTRICT										
1	Kendrapara	58395	-	58395	113577	-	113577	246256	-	246256
2	Bhitarkanika	57368	101	57469	72942	-	72942	65819	35	65854
3	Aul (Ali)	48776	-	48776	34084	-	34084	52044	-	52044
4	Tamala Sasan	32726	-	32726	22974	-	22974	46232	-	46232
5	Santhpura	24166	-	24166	25774	-	25774	54091	-	54091
6	Gadadharpitha	17966	-	17966	22291	-	22291	44661	-	44661
7	Karteswar Matha	18382	-	18382	18769	-	18769	45643	-	45643
8	Sakhibata	16643	-	16643	22349	-	22349	46201	-	46201
9	Kudanagari	15849	-	15849	23314	-	23314	48581	-	48581
10	Andhabara	12734	-	12734	18895	-	18895	48554	-	48554
11	Goteswar Pitha	11126	-	11126	18271	-	18271	45720	-	45720
12	Hukitola & Batighar	24949	-	24949	37209	-	37209	78420	-	78420
KEONJHAR DISTRICT										
1	Sitabinji	36220	-	36220	44681	-	44681	150951	-	150951
2	Sanaghagara	101059	5	101064	65876	-	65876	225315	-	225315
3	Badaghagara	38538	-	38538	29071	-	29071	137922	-	137922
4	Khandachar	40289	-	40289	24949	-	24949	151163	-	151163
5	Gonasika	41507	-	41507	33318	-	33318	163669	-	163669

Sl. No.	Name of the Tourist Centre	2020			2021			2022		
		Domestic	Foreign	Total	Domestic	Foreign	Total	Domestic	Foreign	Total
1	2	3	4	5	6	7	8	9	10	11
6	Murgamahadev	59535	-	59535	49013	-	49013	157387	-	157387
7	Ghatagaon	171759	-	171759	174813	-	174813	683193	-	683193
8	Handibhanga	32187	-	32187	19500	-	19500	98409	-	98409
9	Deogaon-Koshaleswar	58144	-	58144	42411	-	42411	141743	-	141743
10	Keonjhar	78490	42	78532	73898	03	73901	213470	39	213509
11	Gundichaghai	30717	-	30717	22641	-	22641	135931	-	135931
12	Hadagada	28016	-	28016	20528	-	20528	10231	-	10231
13	Kanjipani	19636	-	19636	10415	-	10415	59505	-	59505
14	Podasingidi (Garh Chandi Chakratirth)	21757	-	21757	16355	-	16355	53998	-	53998
15	Rajnagar	15662	-	15662	13132	-	13132	59674	-	59674
16	Sarai(Keshari Kunda)	68104	-	68104	44240	-	44240	141129	-	141129
KHORDHA DISTRICT										
1	Bhubaneswar	1068999	5192	1074191	1692322	1343	1693665	2846821	10568	2857389
2	Dhauri	319076	2631	321707	261904	197	262101	736674	2687	739361
3	Khandagiri & Udayagiri	106392	787	107179	89492	42	89534	296233	776	297009
4	Nandankanan	947170	406	947576	1506655	284	1506939	3142083	1126	3143209
5	Atri	58022	-	58022	59079	-	59079	117026	-	117026
6	Banpur	49751	-	49751	75838	-	75838	130209	-	130209
7	Barunei	55260	-	55260	61997	-	61997	109861	-	109861
8	Bhusandapur	42930	-	42930	63428	-	63428	98697	-	98697
9	Chilika (Barkul)	107597	613	108210	129080	64	129144	220157	223	220380
10	Hirapur	28012	137	28149	36658	-	36658	73160	14	73174
11	Jayadev Kenduli	37825	-	37825	31384	-	31384	46792	-	46792
12	Gadamanatri	33559	-	33559	42676	-	42676	63455	-	63455



Sl. No.	Name of the Tourist Centre	2020			2021			2022		
		Domestic	Foreign	Total	Domestic	Foreign	Total	Domestic	Foreign	Total
1	2	3	4	5	6	7	8	9	10	11
13	Rameswar	31793	-	31793	33521		33521	58384	-	58384
14	Mandangiri(Mundiapada)	23909	-	23909	29902		29902	57580	-	57580
15	Koshalasoni Thakuranipitha	30141	-	30141	30601		30601	62225	-	62225
16	Salia Dam-Berbara Hills	18783	-	18783	32366		32366	70463	-	70463
17	Balipatna (Shisu Anantapitha)	25469	-	25469	34979		34979	69674	-	69674
18	Shree Ananta Purusottam Dev(Jagulaipatna)	14806	-	14806	28667		28667	50700	-	50700
19	Sankat Mochan Mahavir Temple	15994	-	15994	25441		25441	58894	-	58894
KORAPUT DISTRICT										
1	Gupteswar	189268	-	189268	196248	-	196248	415320	-	415320
2	Suai	11199	-	11199	19025	-	19025	25205	-	25205
3	Nandapur	37807	35	37842	120375	-	120375	195340	67	195407
4	Duduma	29116	293	29409	111375	-	111375	266075	199	266274
5	Sunabeda	30710	41	30751	76150	-	76150	83810	67	83877
6	Jalaput	9995	-	9995	23045	-	23045	27075	-	27075
7	Koraput	55611	293	55904	119930	-	119930	262775	199	262974
8	Bagra(Upper Kolab Dam)	20948	-	20948	58285	-	58285	92380	-	92380
9	Deomali	29928	41	29969	141450	-	141450	322980	67	323047
10	Gulmi	16965	-	16965	51060	-	51060	54520	-	54520
11	Kechla	7032	-	7032	17845	-	17845	21230	-	21230
12	Raja Cave	3263	-	3263	7755	-	7755	9090	-	9090
13	Balda Cave	5495	-	5495	16080	-	16080	39600	-	39600
MALKANGIRI DISTRICT										
1	Balimela	7714	-	7714	26365	-	26365	43925	-	43925

Sl. No.	Name of the Tourist Centre	2020			2021			2022		
		Domestic	Foreign	Total	Domestic	Foreign	Total	Domestic	Foreign	Total
1	2	3	4	5	6	7	8	9	10	11
2	Chitrakonda	10763	-	10763	34715	-	34715	59835	-	59835
3	Malkangiri	29884	1	29885	62115	-	62115	110110	-	110110
4	Motu	9539	-	9539	25840	-	25840	41985	-	41985
5	Satiguda	28581	-	28581	75505	-	75505	109710	-	109710
6	Rajarani Bandha	1895	-	1895	2695	-	2695	3590	-	3590
MAYURBHANJ DISTRICT										
1	Similipal	48052	49	48101	48822	1	48823	50288	14	50302
2	Khiching	106167	-	106167	107760	-	107760	150672	-	150672
3	Haripur	15930	-	15930	16138	-	16138	17200	-	17200
4	Jashipur	29532	28	29560	30673	-	30673	31868	3	31871
5	Kuliana	18173	-	18173	18445	-	18445	19756	-	19756
6	Kuchai	18063	-	18063	18334	-	18334	18552	-	18552
7	Baripada	58130	27	58157	106650	-	106650	258016	51	258067
8	Deokund	71803	4	71807	72884	-	72884	110171	-	110171
9	Bangiriposi	21087	-	21087	24197	-	24197	25403	-	25403
10	Jamsola	39071	-	39071	39657	-	39657	45903	-	45903
11	Bhimkund	48850	-	48850	69156	-	69156	104512	-	104512
12	Bisoi	16741	-	16741	16954	-	16954	19460	-	19460
13	Manatri	28758	-	28758	39746	-	39746	87742	-	87742
14	Rairangpur	28785	-	28785	33619	-	33619	60634	-	60634
15	Samibrukha	18396	-	18396	18754	-	18754	21669	-	21669
16	Suleipat	20016	-	20016	24219	-	24219	35004	-	35004
17	Meru Matha	6316	-	6316	7410	-	7410	7643	-	7643
18	Alkudar	7191	-	7191	13734	-	13734	14188	-	14188
19	Sitakunda	9984	4	9988	26560	-	26560	28950	2	28952



Sl. No.	Name of the Tourist Centre	2020			2021			2022		
		Domestic	Foreign	Total	Domestic	Foreign	Total	Domestic	Foreign	Total
1	2	3	4	5	6	7	8	9	10	11
NAWAPARA DISTRICT										
1	Patalganga	11796	-	11796	34500	-	34500	60915	-	60915
2	Yogimatha	5991	-	5991	9635	-	9635	11445	-	11445
3	Budhikomna	8471	-	8471	16330	-	16330	29825	-	29825
4	Nawapara	23578	-	23578	49250	-	49250	83580	-	83580
5	Patora	23018	-	23018	62960	-	62960	96485	-	96485
6	Sindursil	7566	-	7566	10890	-	10890	11455	-	11455
7	Thipakhola	6260	-	6260	10430	-	10430	11810	-	11810
NAWARANGPUR DISTRICT										
1	Papadahandi	57096	-	57096	104320	-	90568	16350	-	16350
2	Nawarangpur	36761	-	36761	77760	-	77760	222625	27	222652
3	Umerkote	16746	-	16746	39500	-	39500	52550	-	52550
4	Kelia	57614	-	57614	96000	-	96000	156220	-	156220
5	Podagarh	6335	-	6335	15280	-	15280	16610	-	16610
NAYAGARH DISTRICT										
1	Kantilo	64372	-	64372	90568	-	90568	162649	-	162649
2	Baramul	28989	-	28989	41904	-	41904	72661	-	72661
3	Nilakandar	30660	-	30660	37310	-	37310	59987	-	59987
4	Odagaon	94511	-	94511	94767	-	94767	105929	-	105929
5	Sarankul	62127	-	62127	95550	-	95550	162036	-	162036
6	Nayagarh	53226	-	53226	80020	-	80020	123554	-	123554
7	Jamupatna	69314	-	69314	50748	-	50748	78270	-	78270
8	Ranapur	49628	-	49628	51895	-	51895	78320	-	78320
9	Kuanria	45074	-	45074	36246	-	36246	48259	-	48259
10	Kuturi	28765	-	28765	33546	-	33546	47458	-	47458

Sl. No.	Name of the Tourist Centre	2020			2021			2022		
		Domestic	Foreign	Total	Domestic	Foreign	Total	Domestic	Foreign	Total
1	2	3	4	5	6	7	8	9	10	11
11	Udayapur	23898	-	23898	24791	-	24791	47221	-	47221
12	Siddhamula (Gokulananda Pitha)	34749	-	34749	42236	-	42236	59716	-	59716
13	Panchupallipirgana	16517	-	16517	27086	-	27086	58681	-	58681
14	Jogi-Jogiani	16570	-	16570	25183	-	25183	50122	-	50122
PURI DISTRICT										
1	Puri (Hotel Occupancy) (Day visitors)	1564098 3324762	2838 3071	1566936 3327833	1052878 5272600	190 400	1053068 5273000	2137416 14742230	4595 5140	2142011 14747370
2	Konark (A.S.I. entry ticket) (Day visitors)	753141 1456000	1994 2399	755135 1458399	729959 2319450	131 70	730090 2319520	1586719 4280500	1607 1607	1588326 4282107
3	Chilika (Satapara)	81000	677	81677	102670	-	102670	247630	-	247630
4	Biswanath Hill	41680	-	41680	43840	-	43840	135665	-	135665
5	Kakatpur	64350	-	64350	125650	-	125650	553975	-	553975
6	Astaranga	23245	-	23245	31592	-	31592	96170	-	96170
7	Kuruma	17397	-	17397	30080	-	30080	73035	-	73035
8	Satyabadi	167010	286	167296	266750	-	266750	564205	-	564205
9	Baliharachandi	63760	-	63760	78790	-	78790	217330	-	217330
10	Balighai	32348	321	32669	41200	-	41200	123320	180	123500
11	Chaurasi	24450	-	24450	32991	-	32991	88020	-	88020
12	Raghurajpur	44542	674	45216	65220	-	65220	166330	370	166700
13	Brahmagiri	53728	-	53728	73700	-	73700	261654	-	261654
14	Pipili	162723	809	163532	288800	-	288800	535586	493	536079
15	Ramachandi	137880	818	138698	194200	-	194200	421595	321	421916
16	Beleswar	34250	63	34313	36410	-	36410	118350	-	118350
17	Jahaniapira	42222	-	42222	37805	-	37805	146590	-	146590
18	Baligaon	22478	-	22478	23820	-	23820	81840	-	81840



Sl. No.	Name of the Tourist Centre	2020			2021			2022		
		Domestic	Foreign	Total	Domestic	Foreign	Total	Domestic	Foreign	Total
1	2	3	4	5	6	7	8	9	10	11
19	Baral (Balunakeswar Pitha)	22727	-	22727	29205	-	29205	98270	-	98270
20	Manikapatna	17302	-	17302	21742	-	21742	72670	-	72670
21	Maa Mangala Temple (Matrusakti Pitha)	13880	-	13880	17790	-	17790	61705	-	61705
RAYAGADA DISTRICT										
1	Devagiri	54719	-	54719	55540	-	55540	96135	-	96135
2	Hatipathar (Raygada)	93575	188	93763	162790	-	162790	291775	372	292147
3	Padmapur	35662	-	35662	47645	-	47645	49785	-	49785
4	Chatikona	81955	188	82143	125605	-	125605	169560	172	169732
5	Bissam Cuttack	12483	-	12483	26080	-	26080	39560	-	39560
6	Minajhola	20218	-	20218	22620	-	22620	25435	-	25435
7	Niyngiri Hills	4854	-	4854	12390	-	12390	16540	-	16540
SAMBALPUR DISTRICT										
1	Sambalpur	122021	60	122081	354455	-	354455	497340	292	497632
2	Hirakud	117655	14	117669	324260	-	324260	400375	11	400386
3	Ushakothi	2147	-	2147	6075	-	6075	7190	-	7190
4	Huma	88229	14	88243	223915	-	223915	329470	-	329470
5	Chipilima	77984	14	77998	164145	-	164145	171260	-	171260
6	Gudguda	34633	-	34633	113475	-	113475	120445	-	120445
7	Kandhara	4462	-	4462	9345	-	9345	10930	-	10930
SUBARNAPUR DISTRICT										
1	Charada	35913	-	35913	39370	-	39370	44100	-	44100
2	Binika (Papakshyaghata)	52941	-	52941	68220	-	68220	70715	-	70715
3	Sonepur	92586	-	92586	157240	-	157240	186285	23	186308
4	Khaliapali	8863	-	8863	18440	-	18440	21035	-	21035
5	Chandalipat Puja Dunguri	8279	-	8279	14405	-	14405	20270	-	20270

Sl. No.	Name of the Tourist Centre	2020			2021			2022		
		Domestic	Foreign	Total	Domestic	Foreign	Total	Domestic	Foreign	Total
1	2	3	4	5	6	7	8	9	10	11
6	Kota Samalai	19666	-	19666	36705	-	36705	73010	-	73010
7	Chudakhai Pahad	7361	-	7361	-	-	-	23695	-	23695
SUNDARGARH DISTRICT										
1	Rourkela	303762	118	303880	308875	225	309100	363452	768	364220
2	Junagarh	20266	-	20266	20569	-	20569	21185	-	21185
3	Vedvyas	260200	-	260200	264103	-	264103	27206	-	27206
4	Ushakothi	21290	-	21290	25385	-	25385	26147	-	26147
5	Mandira Dam	73765	-	73765	76594	-	76594	78508	-	78508
6	Khandadhar	98215	-	98215	99490	-	99490	102475	-	102475
7	Deodarah	30535	-	30535	30930	-	30930	31704	-	31704
8	Ghogar	112911	-	112911	114605	-	114605	118043	-	118043
9	Darjeeing	34362	-	34362	34877	-	34877	35923	-	35923
10	Miriglotah	20149	-	20149	22112	-	22112	23107	-	23107
11	Chhatrilhill	11385	-	11385	12165	-	12165	12774	-	12774
12	Sundargarh	27554	7	27561	34370	-	34370	35573	-	35573
13	Amco-Simco	3227	-	3227	4269	-	4269	4397	-	4397







Flamingo, Chilika



ODISHA
INDIA'S BEST KEPT SECRET.

Department of Tourism, Govt. of Odisha, Paryatan Bhawan, Lewis Road
Bhubaneswar - 751014, Ph: 0674 - 2432177/ 2431896, Fax: 0674 - 2430887
info@odishatourism.gov.in | www.odishatourism.gov.in

[f](#) odishatourismofficial [@](#) odishatourismofficial [t](#) odisha_tourism